# aiogram Documentation

*Реліз 3.4.1*

aiogram Team

бер. 17, 2024

# Зміст


**1 Особливості** **3**
1.1 Приклад використання . . . 4

**2 Зміст** **7**
2.1 Встановлення . . . 7
2.1.1 З PyPI . . . 7
2.1.2 З репозиторію Arch Linux . . . 7
2.1.3 З PyPI . . . 7
2.1.4 З GitHub . . . 7
2.2 FAQ по переходу з версії 2.x на 3.0 . . . 8
2.2.1 Dispatcher . . . 8
2.2.2 Фільтрація подій . . . 9
2.2.3 Bot API . . . 9
2.2.4 Проміжне ПО (Middlewares) . . . 9
2.2.5 Розмітка клавіатури . . . 10
2.2.6 Callbacks data . . . 10
2.2.7 Скінченний автомат . . . 10
2.2.8 Надсилання файлів . . . 10
2.2.9 Webhook . . . 10
2.2.10 Сервер Telegram API . . . 11
2.3 Бот API . . . 11
2.3.1 Bot . . . 11
2.3.2 Client session . . . 13
2.3.3 Types . . . 18
2.3.4 Methods . . . 280
2.3.5 Enums . . . 441
2.3.6 Як завантажити файл? . . . 456
2.3.7 Як відвантажити файл? . . . 458
2.4 Обробка подій . . . 460
2.4.1 Маршрутизатор . . . 460
2.4.2 Диспетчер . . . 466
2.4.3 Dependency injection . . . 468
2.4.4 Фільтрування подій . . . 470
2.4.5 Long-polling . . . 483
2.4.6 Webhook . . . 484
2.4.7 Кінцевий автомат (FSM) . . . 493

2.4.8 Проміжні програми . . . 521
2.4.9 Errors . . . 524
2.4.10 Маркери . . . 526
2.4.11 Обробники на основі класів . . . 528
2.5 Утиліти . . . 533
2.5.1 Конструктор клавіатури . . . 533
2.5.2 Переклад . . . 537
2.5.3 Відправник дій у чаті . . . 542
2.5.4 Веб Застосунок (WebApp) . . . 544
2.5.5 Callback answer . . . 549
2.5.6 Formatting . . . 552
2.5.7 Media group builder . . . 558
2.5.8 Deep Linking . . . 562
2.6 Changelog . . . 564
2.6.1 3.4.1 [UNRELEASED DRAFT] (2024-03-17) . . . 564
2.6.2 3.4.1 (2024-02-17) . . . 564
2.6.3 3.4.0 (2024-02-16) . . . 564
2.6.4 3.3.0 (2023-12-31) . . . 565
2.6.5 3.2.0 (2023-11-24) . . . 566
2.6.6 3.1.1 (2023-09-25) . . . 567
2.6.7 3.1.0 (2023-09-22) . . . 567
2.6.8 3.0.0 (2023-09-01) . . . 567
2.6.9 3.0.0rc2 (2023-08-18) . . . 567
2.6.10 3.0.0rc1 (2023-08-06) . . . 568
2.6.11 3.0.0b9 (2023-07-30) . . . 569
2.6.12 3.0.0b8 (2023-07-17) . . . 570
2.6.13 3.0.0b7 (2023-02-18) . . . 572
2.6.14 3.0.0b6 (2022-11-18) . . . 574
2.6.15 3.0.0b5 (2022-10-02) . . . 575
2.6.16 3.0.0b4 (2022-08-14) . . . 576
2.6.17 3.0.0b3 (2022-04-19) . . . 577
2.6.18 3.0.0b2 (2022-02-19) . . . 578
2.6.19 3.0.0b1 (2021-12-12) . . . 578
2.6.20 3.0.0a18 (2021-11-10) . . . 579
2.6.21 3.0.0a17 (2021-09-24) . . . 580
2.6.22 3.0.0a16 (2021-09-22) . . . 580
2.6.23 3.0.0a15 (2021-09-10) . . . 581
2.6.24 3.0.0a14 (2021-08-17) . . . 581
2.6.25 2.14.3 (2021-07-21) . . . 582
2.6.26 2.14.2 (2021-07-26) . . . 582
2.6.27 2.14 (2021-07-27) . . . 582
2.6.28 2.13 (2021-04-28) . . . 582
2.6.29 2.12.1 (2021-03-22) . . . 583
2.6.30 2.12 (2021-03-14) . . . 583
2.6.31 2.11.2 (2021-11-10) . . . 584
2.6.32 2.11.1 (2021-11-10) . . . 584
2.6.33 2.11 (2021-11-08) . . . 584
2.6.34 2.10.1 (2021-09-14) . . . 584
2.6.35 2.10 (2021-09-13) . . . 584
2.6.36 2.9.2 (2021-06-13) . . . 585
2.6.37 2.9 (2021-06-08) . . . 585
2.6.38 2.8 (2021-04-26) . . . 586
2.6.39 2.7 (2021-04-07) . . . 586
2.6.40 2.6.1 (2021-01-25) . . . 586

2.6.41 2.6 (2021-01-23) . . . 586
2.6.42 2.5.3 (2021-01-05) . . . 586
2.6.43 2.5.2 (2021-01-01) . . . 587
2.6.44 2.5.1 (2021-01-01) . . . 587
2.6.45 2.5 (2021-01-01) . . . 587
2.6.46 2.4 (2021-10-29) . . . 587
2.6.47 2.3 (2021-08-16) . . . 588
2.6.48 2.2 (2021-06-09) . . . 588
2.6.49 2.1 (2021-04-18) . . . 588
2.6.50 2.0.1 (2021-12-31) . . . 589
2.6.51 2.0 (2021-10-28) . . . 589
2.6.52 1.4 (2021-08-03) . . . 589
2.6.53 1.3.3 (2021-07-16) . . . 589
2.6.54 1.3.2 (2021-05-27) . . . 589
2.6.55 1.3.1 (2018-05-27) . . . 590
2.6.56 1.3 (2021-04-22) . . . 590
2.6.57 1.2.3 (2018-04-14) . . . 590
2.6.58 1.2.2 (2018-04-08) . . . 590
2.6.59 1.2.1 (2018-03-25) . . . 590
2.6.60 1.2 (2018-02-23) . . . 590
2.6.61 1.1 (2018-01-27) . . . 591
2.6.62 1.0.4 (2018-01-10) . . . 591
2.6.63 1.0.3 (2018-01-07) . . . 591
2.6.64 1.0.2 (2017-11-29) . . . 591
2.6.65 1.0.1 (2017-11-21) . . . 591
2.6.66 1.0 (2017-11-19) . . . 591
2.6.67 0.4.1 (2017-08-03) . . . 592
2.6.68 0.4 (2017-08-05) . . . 592
2.6.69 0.3.4 (2017-08-04) . . . 592
2.6.70 0.3.3 (2017-07-05) . . . 592
2.6.71 0.3.2 (2017-07-04) . . . 592
2.6.72 0.3.1 (2017-07-04) . . . 592
2.6.73 0.2b1 (2017-06-00) . . . 592
2.6.74 0.1 (2017-06-03) . . . 592
2.7 Contributing . . . 592
2.7.1 Developing . . . 592
2.7.2 Star on GitHub . . . 595
2.7.3 Guides . . . 595
2.7.4 Take answers . . . 595
2.7.5 Funding . . . 595

**Python Module Index** **597**

**Індекс** **603**

**aiogram** це сучасний та повністю асинхронний фреймворк для розробки чат-ботів Telegram Bot API на Python 3.8 з використанням asyncio та aiohttp.

Зробіть своїх ботів швидшими та потужнішими!

**Документація**

- English
- Українською

# Розділ 1

# Особливості

- Асинхронність (asyncio docs, **PEP 492**)
- Має анотації типів (**PEP 484**) та може використовуватись з mypy
- Працює з PyPy
- Supports Telegram Bot API 7.1 and gets fast updates to the latest versions of the Bot API
- Код інтеграції з Bot API є автогенерованим що надає змогу дуже легко оновлювати фреймворк до останніх версій АПІ
- Має роутери подій (Blueprints)
- Має вбудований кінцевий автомат
- Uses powerful magic filters
- Підтримує мідлвари (для вхідних подій від АПІ та для вихідних запитів до АПІ)
- Підтримує можливість відповіді у вебхук
- Має вбудовану інтеграцію для використання інтернаціоналізації та локалізації GNU Gettext (або Fluent)

**Попередження:** Наполегливо рекомендується навчитись працювати з asyncio перед тим, як починати використовувати цей фреймворк. asyncio

Якщо є якість додаткові запитання, ласкаво просимо до онлайн-спільнот:

- @aiogram
- @aiogramua
- @aiogram_uz
- @aiogram_kz
- @aiogram_ru

- @aiogram_fa
- @aiogram_it
- @aiogram_br

## 1.1 Приклад використання

```
import asyncio
import logging
import sys
from os import getenv

from aiogram import Bot, Dispatcher, Router, types
from aiogram.enums import ParseMode
from aiogram.filters import CommandStart
from aiogram.types import Message
from aiogram.utils.markdown import hbold

# Bot token can be obtained via https://t.me/BotFather
TOKEN = getenv("BOT_TOKEN")

# All handlers should be attached to the Router (or Dispatcher)
dp = Dispatcher()


@dp.message(CommandStart())
async def command_start_handler(message: Message) -> None:
    """
    This handler receives messages with `/start` command
    """
    # Most event objects have aliases for API methods that can be called in events'␣
↪context
    # For example if you want to answer to incoming message you can use `message.answer(.
↪..)` alias
    # and the target chat will be passed to :ref:`aiogram.methods.send_message.
↪SendMessage`
    # method automatically or call API method directly via
    # Bot instance: `bot.send_message(chat_id=message.chat.id, ...)`
    await message.answer(f"Hello, {hbold(message.from_user.full_name)}!")


@dp.message()
async def echo_handler(message: types.Message) -> None:
    """
    Handler will forward receive a message back to the sender

    By default, message handler will handle all message types (like a text, photo,␣
↪sticker etc.)
    """
    try:
```

(continues on next page)

(continued from previous page)

```
        # Send a copy of the received message
        await message.send_copy(chat_id=message.chat.id)
    except TypeError:
        # But not all the types is supported to be copied so need to handle it
        await message.answer("Nice try!")


async def main() -> None:
    # Initialize Bot instance with a default parse mode which will be passed to all API␣
↪calls
    bot = Bot(TOKEN, parse_mode=ParseMode.HTML)
    # And the run events dispatching
    await dp.start_polling(bot)


if __name__ == "__main__":
    logging.basicConfig(level=logging.INFO, stream=sys.stdout)
    asyncio.run(main())
```

Розділ 2

# Зміст

## 2.1 Встановлення

### 2.1.1 З PyPI

```
pip install -U aiogram
```

### 2.1.2 З репозиторію Arch Linux

```
pacman -S python-aiogram
```

#### Бета-версія (3.x)

### 2.1.3 З PyPI

```
pip install -U aiogram
```

### 2.1.4 З GitHub

```
pip install https://github.com/aiogram/aiogram/archive/refs/heads/dev-3.x.zip
```

## 2.2 FAQ по переходу з версії 2.x на 3.0

**Небезпека:** Цей посібник все ще в розробці.

Ця версія містить численні суттєві зміни та архітектурні покращення. Вона допомагає зменшити кількість глобальних змінних у вашому коді, надає корисні механізми для модуляризації вашого коду та дозволяє створювати спільні модулі за допомогою пакетів на PyPI. Крім того, серед інших покращень, він робить проміжне програмне забезпечення (мідлварі) та фільтри більш контрольованими.

На цій сторінці ви можете прочитати про зміни, внесені в останню стабільну версію 2.x.

**Примітка:** Ця сторінка більше нагадує детальний список змін, ніж посібник з міграції, але вона буде оновлюватися в майбутньому.

Не соромтеся зробити свій внесок у цю сторінку, якщо ви знайшли щось, про що тут не згадано.

### 2.2.1 Dispatcher

- Клас `Dispatcher` більше не приймає екземпляр *Bot* у своєму ініціалізаторі. Замість цього екземпляр *Bot* слід передавати диспетчеру тільки для запуску полінгу або обробки подій з вебхуків. Такий підхід також дозволяє використовувати декілька екземплярів бота одночасно («мультибот»).
- Клас `Dispatcher` тепер можна розширити ще одним об'єктом на кшталт диспетчера з назвою `Router` (*Детальніше »*).
- За допомогою роутерів ви можете легко модулювати свій код і потенційно перевикористовувати ці модулі між проектами.
- Видалено суфікс **_handler** з усіх декораторів обробників подій та методів реєстрації. (*Детальніше »*)
- The Executor has been entirely removed; you can now use the Dispatcher directly to start poll the API or handle webhooks from it.
- Метод дроселювання (Throttling) повністю вилучено; тепер ви можете використовувати проміжне програмне забезпечення (middleware) для керування контекстом виконання та реалізовувати будь-який механізм дроселювання за вашим бажанням.
- Вилучено глобальні контекстні змінні з типів API, об'єктів Bot та Dispatcher, Відтепер, якщо ви хочете отримати доступ до поточного екземпляру бота в обробниках або фільтрах, ви повинні приймати аргумент `bot: Bot` і використовувати його замість `Bot.get_current()`. У проміжному програмному забезпеченні (middleware) доступ до нього можна отримати через `data["bot"]`.
- Щоб пропустити очікувані оновлення, тепер вам слід викликати метод *`aiogram.methods.delete_webhook.DeleteWebhook`* безпосередньо, а не передавати `skip_updates=True` до методу запуску полінгу.

### 2.2.2 Фільтрація подій

- Фільтри за ключовими словами більше не можна використовувати; використовуйте фільтри явно. (Детальніше »)
- У зв'язку з вилученням keyword фільтрів, всі раніше ввімкнені за замовчуванням фільтри (такі як state і content_type) тепер вимкнено. Якщо ви бажаєте їх використовувати, ви повинні вказати їх явно. Наприклад, замість `@dp.message_handler(content_types=ContentType.PHOTO)` слід використовувати `@router.message(F.photo)`.
- Most common filters have been replaced with the «magic filter.» (*Read more »*)
- За замовчуванням обробник повідомлень тепер отримує будь-який тип вмісту. Якщо вам потрібен певний тип, просто додайте відповідні фільтри (Magic або будь-який інший).
- Фільтр стану більше не вмикається за замовчуванням. Це означає, що якщо ви використовували `state="*"` у v2, вам не слід передавати фільтр стану у v3. І навпаки, якщо стан не було вказано у v2, вам потрібно буде вказати його у v3.
- Додано можливість реєстрації глобальних фільтрів для кожного роутера, що допомагає зменшити повторення коду і полегшує контроль призначення кожного роутера.

### 2.2.3 Bot API

- Всі методи API тепер є класами з валідацією, реалізованими через *pydantic <https://docs.pydantic.dev/>*. Ці виклики API також доступні як методи в класі Bot.
- Додано більше попередньо визначених enums та переміщено їх до підпакету *aiogram.enums*. Наприклад, enum типу чату тепер має вигляд `aiogram.enums.ChatType` замість `aiogram.types.chat.ChatType`.
- Клієнтська сесія HTTP була відокремлена в контейнер, який можна повторно використовувати для різних екземплярів бота в додатку.
- Виключення API більше не класифікуються за конкретними повідомленнями, оскільки Telegram не має задокументованих кодів помилок. Проте всі помилки класифікуються за кодами статусу HTTP, і для кожного методу з певним кодом може бути пов'язаний лише один тип помилки. Тому в більшості випадків слід перевіряти лише тип помилки (за кодом статусу), не перевіряючи повідомлення про помилку.

### 2.2.4 Проміжне ПО (Middlewares)

- Проміжне програмне забезпечення тепер може керувати контекстом виконання, наприклад, за допомогою менеджерів контексту. (*Детальніше »*)
- Всі контекстні дані тепер наскрізно використовуються між проміжним програмним забезпеченням, фільтрами та обробниками. Наприклад, тепер ви можете легко передати деякі дані в контекст у проміжному програмному забезпеченні і отримати їх у шарі фільтрів так само, як і в обробниках через аргументи ключових слів.
- Додано механізм з назвою **flags**, який допомагає налаштовувати поведінку обробника у поєднанні з проміжним програмним забезпеченням. (*Детальніше про »*)

### 2.2.5 Розмітка клавіатури

- Тепер *aiogram.types.inline_keyboard_markup.InlineKeyboardMarkup* та *aiogram.types.reply_keyboard_markup.ReplyKeyboardMarkup* більше не мають методів для розширення, натомість вам слід використовувати будівники розмітки *aiogram.utils.keyboard.ReplyKeyboardBuilder* та *aiogram.utils.keyboard.InlineKeyboardBuilder* відповідно (*Детальніше »*)

### 2.2.6 Callbacks data

- Фабрику даних зворотного виклику тепер строго типізовано за допомогою моделей pydantic. (*Детальніше »*)

### 2.2.7 Скінченний автомат

- Фільтри станів більше не будуть автоматично додаватися до всіх обробників; вам потрібно буде вказати стан, якщо ви хочете його використати.
- Додано можливість змінювати стратегію FSM. Наприклад, якщо ви хочете контролювати стан для кожного користувача на основі топіків чату, а не користувача в чаті, ви можете вказати це в Диспетчері.
- Тепер `aiogram.fsm.state.State` та `aiogram.fsm.state.StateGroup` не мають допоміжних методів, таких як `.set()`, `.next()` тощо.
- Замість цього вам слід встановлювати стани, передаючи їх безпосередньо до `aiogram.fsm.context.FSMContext` (*Детальніше »*)
- Проксі стану є застарілим; вам слід оновити дані стану, викликавши `state.set_data(...)` та `state.get_data()` відповідно.

### 2.2.8 Надсилання файлів

- Відтепер перед відправкою файлів слід обертати їх в об'єкт InputFile замість того, щоб передавати об'єкт вводу-виводу безпосередньо до методу API. (*Детальніше »*)

### 2.2.9 Webhook

- Спрощено налаштування веб-застосунку aiohttp.
- By default, the ability to upload files has been added when you make requests in response to updates (available for webhook only).

### 2.2.10 Сервер Telegram API

- Параметр *server* було перенесено з екземпляра *Bot* до *api* в *BaseSession*.
- Константа *aiogram.bot.api.TELEGRAM_PRODUCTION* була переміщена на *aiogram.client.telegram.PRODUCTION*.

## 2.3 Бот API

**aiogram** наразі повністю підтримує Telegram Bot API

Усі методи та типи повністю автоматично згенеровані з документації Telegram Bot API за допомогою парсера з генератором коду.

### 2.3.1 Bot

Bot instance can be created from `aiogram.Bot` (`from aiogram import Bot`) and you can't use methods without instance of bot with configured token.

This class has aliases for all methods and named in `lower_camel_case`.

For example `sendMessage` named `send_message` and has the same specification with all class-based methods.

> **Попередження:** A full list of methods can be found in the appropriate section of the documentation

`class aiogram.client.bot.Bot(`*token: str*, *session:* BaseSession | *None = None*, *parse_mode: str | None = None*, *disable_web_page_preview: bool | None = None*, *protect_content: bool | None = None*, *default: DefaultBotProperties | None = None*`)`

Bases: `object`

`__init__(`*token: str*, *session:* BaseSession | *None = None*, *parse_mode: str | None = None*, *disable_web_page_preview: bool | None = None*, *protect_content: bool | None = None*, *default: DefaultBotProperties | None = None*`)` → None

Bot class

**Параметри**

- `token` – Telegram Bot token Obtained from @BotFather
- `session` – HTTP Client session (For example AiohttpSession). If not specified it will be automatically created.
- `parse_mode` – Default parse mode. If specified it will be propagated into the API methods at runtime.
- `disable_web_page_preview` – Default disable_web_page_preview mode. If specified it will be propagated into the API methods at runtime.
- `protect_content` – Default protect_content mode. If specified it will be propagated into the API methods at runtime.
- `default` – Default bot properties. If specified it will be propagated into the API methods at runtime.

**Викликає**
`TokenValidationError` – When token has invalid format this exception will be raised

`property token: str`

`property id: int`

Get bot ID from token

**Повертає**

`context(auto_close: bool = True)` → AsyncIterator[Bot]

Generate bot context

**Параметри**
`auto_close` – close session on exit

**Повертає**

`async me()` → *User*

Cached alias for getMe method

**Повертає**

`async download_file(file_path: str, destination: BinaryIO | Path | str | None = None, timeout: int = 30, chunk_size: int = 65536, seek: bool = True)` → BinaryIO | None

Download file by file_path to destination.

If you want to automatically create destination (`io.BytesIO`) use default value of destination and handle result of this method.

**Параметри**

- `file_path` – File path on Telegram server (You can get it from `aiogram.types.File`)
- `destination` – Filename, file path or instance of `io.IOBase`. For e.g. `io.BytesIO`, defaults to None
- `timeout` – Total timeout in seconds, defaults to 30
- `chunk_size` – File chunks size, defaults to 64 kb
- `seek` – Go to start of file when downloading is finished. Used only for destination with `typing.BinaryIO` type, defaults to True

`async download(file: str | Downloadable, destination: BinaryIO | Path | str | None = None, timeout: int = 30, chunk_size: int = 65536, seek: bool = True)` → BinaryIO | None

Download file by file_id or Downloadable object to destination.

If you want to automatically create destination (`io.BytesIO`) use default value of destination and handle result of this method.

**Параметри**

- `file` – file_id or Downloadable object
- `destination` – Filename, file path or instance of `io.IOBase`. For e.g. `io.BytesIO`, defaults to None
- `timeout` – Total timeout in seconds, defaults to 30
- `chunk_size` – File chunks size, defaults to 64 kb
- `seek` – Go to start of file when downloading is finished. Used only for destination with `typing.BinaryIO` type, defaults to True

### 2.3.2 Client session

Client sessions is used for interacting with API server.

#### Use Custom API server

For example, if you want to use self-hosted API server:

```
session = AiohttpSession(
    api=TelegramAPIServer.from_base('http://localhost:8082')
)
bot = Bot(..., session=session)
```

`class aiogram.client.telegram.TelegramAPIServer(`*base: str*, *file: str*, *is_local: bool = False*, *wrap_local_file: ~aiogram.client.telegram.FilesPathWrapper = <aiogram.client.telegram.BareFilesPathWrapper object>*`)`

Base config for API Endpoints

`api_url(`*token: str*, *method: str*`)` → str

Generate URL for API methods

**Параметри**

- `token` – Bot token
- `method` – API method name (case insensitive)

**Повертає**
URL

`base: str`

Base URL

`file: str`

Files URL

`file_url(`*token: str*, *path: str*`)` → str

Generate URL for downloading files

**Параметри**

- `token` – Bot token
- `path` – file path

**Повертає**
URL

`classmethod from_base(`*base: str*, ***kwargs: Any*`)` → *TelegramAPIServer*

Use this method to auto-generate TelegramAPIServer instance from base URL

**Параметри**
`base` – Base URL

**Повертає**
instance of *`TelegramAPIServer`*

`is_local: bool = False`

Mark this server is in local mode.

`wrap_local_file: FilesPathWrapper = <aiogram.client.telegram.BareFilesPathWrapper object>`

Callback to wrap files path in local mode

### Base

Abstract session for all client sessions

`class aiogram.client.session.base.BaseSession(`*api: ~aiogram.client.telegram.TelegramAPIServer = TelegramAPIServer(base='https://api.telegram.org/bot{token}/{method}', file='https://api.telegram.org/file/bot{token}/{path}', is_local=False, wrap_local_file=<aiogram.client.telegram.BareFilesPathWrapper object>), json_loads: ~typing.Callable[[...], ~typing.Any] = <function loads>, json_dumps: ~typing.Callable[[...], str] = <function dumps>, timeout: float = 60.0*`)`

This is base class for all HTTP sessions in aiogram.

If you want to create your own session, you must inherit from this class.

`check_response(`*bot: Bot, method: TelegramMethod[TelegramType], status_code: int, content: str*`)` → Response[TelegramType]

Check response status

`abstract async close()` → None

Close client session

`abstract async make_request(`*bot: Bot, method: TelegramMethod[TelegramType], timeout: int | None = None*`)` → TelegramType

Make request to Telegram Bot API

**Параметри**

- `bot` – Bot instance
- `method` – Method instance
- `timeout` – Request timeout

**Повертає**

**Викликає**

`TelegramApiError` –

`prepare_value(`*value: Any, bot: Bot, files: Dict[str, Any], _dumps_json: bool = True*`)` → Any

Prepare value before send

`abstract async stream_content(`*url: str, headers: Dict[str, Any] | None = None, timeout: int = 30, chunk_size: int = 65536, raise_for_status: bool = True*`)` → AsyncGenerator[bytes, None]

Stream reader

### aiohttp

AiohttpSession represents a wrapper-class around *ClientSession* from aiohttp

Currently *AiohttpSession* is a default session used in *aiogram.Bot*

`class aiogram.client.session.aiohttp.AiohttpSession(`*proxy: Iterable[str | Tuple[str, BasicAuth]] | str | Tuple[str, BasicAuth] | None = None, **kwargs: Any*`)`

#### Usage example

```
from aiogram import Bot
from aiogram.client.session.aiohttp import AiohttpSession

session = AiohttpSession()
bot = Bot('42:token', session=session)
```

#### Proxy requests in AiohttpSession

In order to use AiohttpSession with proxy connector you have to install aiohttp-socks

Binding session to bot:

```
from aiogram import Bot
from aiogram.client.session.aiohttp import AiohttpSession

session = AiohttpSession(proxy="protocol://host:port/")
bot = Bot(token="bot token", session=session)
```

**Примітка:** Only following protocols are supported: http(tunneling), socks4(a), socks5 as aiohttp_socks documentation claims.

#### Authorization

Proxy authorization credentials can be specified in proxy URL or come as an instance of `aiohttp.BasicAuth` containing login and password.

Consider examples:

```
from aiohttp import BasicAuth
from aiogram.client.session.aiohttp import AiohttpSession

auth = BasicAuth(login="user", password="password")
session = AiohttpSession(proxy=("protocol://host:port", auth))
```

or simply include your basic auth credential in URL

```
session = AiohttpSession(proxy="protocol://user:password@host:port")
```

**Примітка:** Aiogram prefers *BasicAuth* over username and password in URL, so if proxy URL contains login and password and *BasicAuth* object is passed at the same time aiogram will use login and password from *BasicAuth* instance.

#### Proxy chains

Since aiohttp-socks supports proxy chains, you're able to use them in aiogram

Example of chain proxies:

```
from aiohttp import BasicAuth
from aiogram.client.session.aiohttp import AiohttpSession

auth = BasicAuth(login="user", password="password")
session = AiohttpSession(
    proxy={
        "protocol0://host0:port0",
        "protocol1://user:password@host1:port1",
        ("protocol2://host2:port2", auth),
    }  # can be any iterable if not set
)
```

#### Client session middlewares

In some cases you may want to add some middlewares to the client session to customize the behavior of the client.

Some useful cases that is:

- Log the outgoing requests
- Customize the request parameters
- Handle rate limiting errors and retry the request
- others ...

So, you can do it using client session middlewares. A client session middleware is a function (or callable class) that receives the request and the next middleware to call. The middleware can modify the request and then call the next middleware to continue the request processing.

#### How to register client session middleware?

#### Register using register method

```
bot.session.middleware(RequestLogging(ignore_methods=[GetUpdates]))
```

### Register using decorator

```
@bot.session.middleware()
async def my_middleware(
    make_request: NextRequestMiddlewareType[TelegramType],
    bot: "Bot",
    method: TelegramMethod[TelegramType],
) -> Response[TelegramType]:
    # do something with request
    return await make_request(bot, method)
```

### Example

### Class based session middleware

```
class RequestLogging(BaseRequestMiddleware):
    def __init__(self, ignore_methods: Optional[List[Type[TelegramMethod[Any]]]] = None):
        """
        Middleware for logging outgoing requests

        :param ignore_methods: methods to ignore in logging middleware
        """
        self.ignore_methods = ignore_methods if ignore_methods else []

    async def __call__(
        self,
        make_request: NextRequestMiddlewareType[TelegramType],
        bot: "Bot",
        method: TelegramMethod[TelegramType],
    ) -> Response[TelegramType]:
        if type(method) not in self.ignore_methods:
            loggers.middlewares.info(
                "Make request with method=%r by bot id=%d",
                type(method).__name__,
                bot.id,
            )
        return await make_request(bot, method)
```

**Примітка:** this middleware is already implemented inside aiogram, so, if you want to use it you can just import it `from aiogram.client.session.middlewares.request_logging import RequestLogging`

#### Function based session middleware

```
async def __call__(
    self,
    make_request: NextRequestMiddlewareType[TelegramType],
    bot: "Bot",
    method: TelegramMethod[TelegramType],
) -> Response[TelegramType]:
    try:
        # do something with request
        return await make_request(bot, method)
    finally:
        # do something after request
```

### 2.3.3 Types

Here is list of all available API types:

#### Available types

#### Animation

class aiogram.types.animation.Animation(*, *file_id: str*, *file_unique_id: str*, *width: int*, *height: int*, *duration: int*, *thumbnail:* PhotoSize | *None* = *None*, *file_name: str* | *None* = *None*, *mime_type: str* | *None* = *None*, *file_size: int* | *None* = *None*, ***extra_data: Any*)

This object represents an animation file (GIF or H.264/MPEG-4 AVC video without sound).

Source: https://core.telegram.org/bots/api#animation

`file_id: str`

Identifier for this file, which can be used to download or reuse the file

`file_unique_id: str`

Unique identifier for this file, which is supposed to be the same over time and for different bots. Can't be used to download or reuse the file.

`width: int`

Video width as defined by sender

`height: int`

Video height as defined by sender

`duration: int`

Duration of the video in seconds as defined by sender

`model_computed_fields: ClassVar[dict[str, ComputedFieldInfo]] = {}`

A dictionary of computed field names and their corresponding *ComputedFieldInfo* objects.

`thumbnail: PhotoSize | None`

*Optional*. Animation thumbnail as defined by sender

`file_name: str | None`

*Optional*. Original animation filename as defined by sender

`mime_type: str | None`

*Optional*. MIME type of the file as defined by sender

`file_size: int | None`

*Optional*. File size in bytes. It can be bigger than 2^31 and some programming languages may have difficulty/silent defects in interpreting it. But it has at most 52 significant bits, so a signed 64-bit integer or double-precision float type are safe for storing this value.

### Audio

`class aiogram.types.audio.Audio(*, file_id: str, file_unique_id: str, duration: int, performer: str | None = None, title: str | None = None, file_name: str | None = None, mime_type: str | None = None, file_size: int | None = None, thumbnail: PhotoSize | None = None, **extra_data: Any)`

This object represents an audio file to be treated as music by the Telegram clients.

Source: https://core.telegram.org/bots/api#audio

`file_id: str`

Identifier for this file, which can be used to download or reuse the file

`file_unique_id: str`

Unique identifier for this file, which is supposed to be the same over time and for different bots. Can't be used to download or reuse the file.

`duration: int`

Duration of the audio in seconds as defined by sender

`performer: str | None`

*Optional*. Performer of the audio as defined by sender or by audio tags

`title: str | None`

*Optional*. Title of the audio as defined by sender or by audio tags

`model_computed_fields: ClassVar[dict[str, ComputedFieldInfo]] = {}`

A dictionary of computed field names and their corresponding *ComputedFieldInfo* objects.

`file_name: str | None`

*Optional*. Original filename as defined by sender

`mime_type: str | None`

*Optional*. MIME type of the file as defined by sender

`file_size: int | None`

*Optional*. File size in bytes. It can be bigger than 2^31 and some programming languages may have difficulty/silent defects in interpreting it. But it has at most 52 significant bits, so a signed 64-bit integer or double-precision float type are safe for storing this value.

`thumbnail: PhotoSize | None`

*Optional*. Thumbnail of the album cover to which the music file belongs

### BotCommand

`class aiogram.types.bot_command.BotCommand(*, command: str, description: str, **extra_data: Any)`

This object represents a bot command.

Source: https://core.telegram.org/bots/api#botcommand

`command: str`

Text of the command; 1-32 characters. Can contain only lowercase English letters, digits and underscores.

`model_computed_fields: ClassVar[dict[str, ComputedFieldInfo]] = {}`

A dictionary of computed field names and their corresponding *ComputedFieldInfo* objects.

`description: str`

Description of the command; 1-256 characters.

### BotCommandScope

`class aiogram.types.bot_command_scope.BotCommandScope(**extra_data: Any)`

This object represents the scope to which bot commands are applied. Currently, the following 7 scopes are supported:

- *aiogram.types.bot_command_scope_default.BotCommandScopeDefault*
- *aiogram.types.bot_command_scope_all_private_chats.BotCommandScopeAllPrivateChats*
- *aiogram.types.bot_command_scope_all_group_chats.BotCommandScopeAllGroupChats*
- *aiogram.types.bot_command_scope_all_chat_administrators.BotCommandScopeAllChatAdministrators*
- *aiogram.types.bot_command_scope_chat.BotCommandScopeChat*
- *aiogram.types.bot_command_scope_chat_administrators.BotCommandScopeChatAdministrators*
- *aiogram.types.bot_command_scope_chat_member.BotCommandScopeChatMember*

Source: https://core.telegram.org/bots/api#botcommandscope

`model_computed_fields: ClassVar[dict[str, ComputedFieldInfo]] = {}`

A dictionary of computed field names and their corresponding *ComputedFieldInfo* objects.

### BotCommandScopeAllChatAdministrators

`class aiogram.types.bot_command_scope_all_chat_administrators.BotCommandScopeAllChatAdministrators(*, type: Literal[ = BotC **ext Any)`

Represents the scope of bot commands, covering all group and supergroup chat administrators.

Source: https://core.telegram.org/bots/api#botcommandscopeallchatadministrators

`type: Literal[BotCommandScopeType.ALL_CHAT_ADMINISTRATORS]`

Scope type, must be *all_chat_administrators*

`model_computed_fields: ClassVar[dict[str, ComputedFieldInfo]] = {}`

A dictionary of computed field names and their corresponding *ComputedFieldInfo* objects.

### BotCommandScopeAllGroupChats

`class aiogram.types.bot_command_scope_all_group_chats.BotCommandScopeAllGroupChats(*, type: Literal[BotCommandScope = BotCommandScopeType. **extra_data: Any)`

Represents the scope of bot commands, covering all group and supergroup chats.

Source: https://core.telegram.org/bots/api#botcommandscopeallgroupchats

`type: Literal[BotCommandScopeType.ALL_GROUP_CHATS]`

Scope type, must be *all_group_chats*

`model_computed_fields: ClassVar[dict[str, ComputedFieldInfo]] = {}`

A dictionary of computed field names and their corresponding *ComputedFieldInfo* objects.

### BotCommandScopeAllPrivateChats

`class aiogram.types.bot_command_scope_all_private_chats.BotCommandScopeAllPrivateChats(*, type: Literal[BotCommandS = BotCommandScope **extra_data: Any)`

Represents the scope of bot commands, covering all private chats.

Source: https://core.telegram.org/bots/api#botcommandscopeallprivatechats

`type: Literal[BotCommandScopeType.ALL_PRIVATE_CHATS]`

Scope type, must be *all_private_chats*

`model_computed_fields: ClassVar[dict[str, ComputedFieldInfo]] = {}`

A dictionary of computed field names and their corresponding *ComputedFieldInfo* objects.

### BotCommandScopeChat

`class aiogram.types.bot_command_scope_chat.BotCommandScopeChat(*, type: Literal[BotCommandScopeType.CHAT] = BotCommandScopeType.CHAT, chat_id: int | str, **extra_data: Any)`

Represents the scope of bot commands, covering a specific chat.

Source: https://core.telegram.org/bots/api#botcommandscopechat

`type: Literal[BotCommandScopeType.CHAT]`

Scope type, must be *chat*

`model_computed_fields: ClassVar[dict[str, ComputedFieldInfo]] = {}`

A dictionary of computed field names and their corresponding *ComputedFieldInfo* objects.

`chat_id: int | str`

Unique identifier for the target chat or username of the target supergroup (in the format `@supergroupusername`)

### BotCommandScopeChatAdministrators

`class aiogram.types.bot_command_scope_chat_administrators.BotCommandScopeChatAdministrators(*, type: Literal[BotCom = BotCommand chat_id: int | str, **extra_data Any)`

Represents the scope of bot commands, covering all administrators of a specific group or supergroup chat.

Source: https://core.telegram.org/bots/api#botcommandscopechatadministrators

`type: Literal[BotCommandScopeType.CHAT_ADMINISTRATORS]`

Scope type, must be *chat_administrators*

`model_computed_fields: ClassVar[dict[str, ComputedFieldInfo]] = {}`

A dictionary of computed field names and their corresponding *ComputedFieldInfo* objects.

`chat_id: int | str`

Unique identifier for the target chat or username of the target supergroup (in the format `@supergroupusername`)

### BotCommandScopeChatMember

class aiogram.types.bot_command_scope_chat_member.BotCommandScopeChatMember(*, *type: Literal[BotCommandScopeType.CH = BotCommandScopeType.CHAT_ chat_id: int | str, user_id: int, **extra_data: Any*)

Represents the scope of bot commands, covering a specific member of a group or supergroup chat.

Source: https://core.telegram.org/bots/api#botcommandscopechatmember

`type: Literal[BotCommandScopeType.CHAT_MEMBER]`

Scope type, must be *chat_member*

`chat_id: int | str`

Unique identifier for the target chat or username of the target supergroup (in the format `@supergroupusername`)

`model_computed_fields: ClassVar[dict[str, ComputedFieldInfo]] = {}`

A dictionary of computed field names and their corresponding *ComputedFieldInfo* objects.

`user_id: int`

Unique identifier of the target user

### BotCommandScopeDefault

class aiogram.types.bot_command_scope_default.BotCommandScopeDefault(*, *type: Literal[BotCommandScopeType.DEFAULT] = BotCommandScopeType.DEFAULT, **extra_data: Any*)

Represents the default scope of bot commands. Default commands are used if no commands with a narrower scope are specified for the user.

Source: https://core.telegram.org/bots/api#botcommandscopedefault

`type: Literal[BotCommandScopeType.DEFAULT]`

Scope type, must be *default*

`model_computed_fields: ClassVar[dict[str, ComputedFieldInfo]] = {}`

A dictionary of computed field names and their corresponding *ComputedFieldInfo* objects.

### BotDescription

`class aiogram.types.bot_description.BotDescription(*, description: str, **extra_data: Any)`

This object represents the bot's description.

Source: https://core.telegram.org/bots/api#botdescription

`description: str`

The bot's description

`model_computed_fields: ClassVar[dict[str, ComputedFieldInfo]] = {}`

A dictionary of computed field names and their corresponding *ComputedFieldInfo* objects.

### BotName

`class aiogram.types.bot_name.BotName(*, name: str, **extra_data: Any)`

This object represents the bot's name.

Source: https://core.telegram.org/bots/api#botname

`name: str`

The bot's name

`model_computed_fields: ClassVar[dict[str, ComputedFieldInfo]] = {}`

A dictionary of computed field names and their corresponding *ComputedFieldInfo* objects.

### BotShortDescription

`class aiogram.types.bot_short_description.BotShortDescription(*, short_description: str, **extra_data: Any)`

This object represents the bot's short description.

Source: https://core.telegram.org/bots/api#botshortdescription

`short_description: str`

The bot's short description

`model_computed_fields: ClassVar[dict[str, ComputedFieldInfo]] = {}`

A dictionary of computed field names and their corresponding *ComputedFieldInfo* objects.

### CallbackQuery

`class aiogram.types.callback_query.CallbackQuery(*, id: str, from_user: User, chat_instance: str, message: Message | InaccessibleMessage | None = None, inline_message_id: str | None = None, data: str | None = None, game_short_name: str | None = None, **extra_data: Any)`

This object represents an incoming callback query from a callback button in an inline keyboard. If the button that originated the query was attached to a message sent by the bot, the field *message* will be present. If the button was attached to a message sent via the bot (in inline mode), the field *inline_message_id* will be present. Exactly one of the fields *data* or *game_short_name* will be present.

**NOTE:** After the user presses a callback button, Telegram clients will display a progress bar until you call *aiogram.methods.answer_callback_query.AnswerCallbackQuery*. It is, therefore, necessary to react by calling *aiogram.methods.answer_callback_query.AnswerCallbackQuery* even if no notification to the user is needed (e.g., without specifying any of the optional parameters).

Source: https://core.telegram.org/bots/api#callbackquery

`id: str`

Unique identifier for this query

`from_user: User`

Sender

`chat_instance: str`

Global identifier, uniquely corresponding to the chat to which the message with the callback button was sent. Useful for high scores in `aiogram.methods.games.Games`.

`message: Message | InaccessibleMessage | None`

*Optional*. Message sent by the bot with the callback button that originated the query

`model_computed_fields: ClassVar[dict[str, ComputedFieldInfo]] = {}`

A dictionary of computed field names and their corresponding *ComputedFieldInfo* objects.

`inline_message_id: str | None`

*Optional*. Identifier of the message sent via the bot in inline mode, that originated the query.

`data: str | None`

*Optional*. Data associated with the callback button. Be aware that the message originated the query can contain no callback buttons with this data.

`game_short_name: str | None`

*Optional*. Short name of a Game to be returned, serves as the unique identifier for the game

`answer(`*text: str | None = None, show_alert: bool | None = None, url: str | None = None, cache_time: int | None = None, **kwargs: Any*`) → `*AnswerCallbackQuery*

Shortcut for method *aiogram.methods.answer_callback_query.AnswerCallbackQuery* will automatically fill method attributes:

- `callback_query_id`

Use this method to send answers to callback queries sent from inline keyboards. The answer will be displayed to the user as a notification at the top of the chat screen or as an alert. On success, `True` is returned.

Alternatively, the user can be redirected to the specified Game URL. For this option to work, you must first create a game for your bot via @BotFather and accept the terms. Otherwise, you may use links like `t.me/your_bot?start=XXXX` that open your bot with a parameter.

Source: https://core.telegram.org/bots/api#answercallbackquery

**Параметри**

- `text` – Text of the notification. If not specified, nothing will be shown to the user, 0-200 characters
- `show_alert` – If `True`, an alert will be shown by the client instead of a notification at the top of the chat screen. Defaults to *false*.

- `url` – URL that will be opened by the user's client. If you have created a *aiogram.types.game.Game* and accepted the conditions via @BotFather, specify the URL that opens your game - note that this will only work if the query comes from a https://core.telegram.org/bots/api#inlinekeyboardbutton *callback_game* button.
- `cache_time` – The maximum amount of time in seconds that the result of the callback query may be cached client-side. Telegram apps will support caching starting in version 3.14. Defaults to 0.

**Повертає**

instance of method *aiogram.methods.answer_callback_query.AnswerCallbackQuery*

### Chat

`class aiogram.types.chat.Chat(*, id: int, type: str, title: str | None = None, username: str | None = None, first_name: str | None = None, last_name: str | None = None, is_forum: bool | None = None, photo: ChatPhoto | None = None, active_usernames: List[str] | None = None, available_reactions: List[ReactionTypeEmoji | ReactionTypeCustomEmoji] | None = None, accent_color_id: int | None = None, background_custom_emoji_id: str | None = None, profile_accent_color_id: int | None = None, profile_background_custom_emoji_id: str | None = None, emoji_status_custom_emoji_id: str | None = None, emoji_status_expiration_date: datetime | None = None, bio: str | None = None, has_private_forwards: bool | None = None, has_restricted_voice_and_video_messages: bool | None = None, join_to_send_messages: bool | None = None, join_by_request: bool | None = None, description: str | None = None, invite_link: str | None = None, pinned_message: Message | None = None, permissions: ChatPermissions | None = None, slow_mode_delay: int | None = None, unrestrict_boost_count: int | None = None, message_auto_delete_time: int | None = None, has_aggressive_anti_spam_enabled: bool | None = None, has_hidden_members: bool | None = None, has_protected_content: bool | None = None, has_visible_history: bool | None = None, sticker_set_name: str | None = None, can_set_sticker_set: bool | None = None, custom_emoji_sticker_set_name: str | None = None, linked_chat_id: int | None = None, location: ChatLocation | None = None, **extra_data: Any)`

This object represents a chat.

Source: https://core.telegram.org/bots/api#chat

`id: int`

Unique identifier for this chat. This number may have more than 32 significant bits and some programming languages may have difficulty/silent defects in interpreting it. But it has at most 52 significant bits, so a signed 64-bit integer or double-precision float type are safe for storing this identifier.

`type: str`

Type of chat, can be either „private“, „group“, „supergroup“ or „channel“

`title: str | None`

*Optional*. Title, for supergroups, channels and group chats

`username: str | None`

*Optional*. Username, for private chats, supergroups and channels if available

`first_name: str | None`

*Optional*. First name of the other party in a private chat

`last_name: str | None`

*Optional*. Last name of the other party in a private chat

`is_forum: bool | None`

*Optional*. `True`, if the supergroup chat is a forum (has topics enabled)

`photo: ChatPhoto | None`

*Optional*. Chat photo. Returned only in *aiogram.methods.get_chat.GetChat*.

`active_usernames: List[str] | None`

*Optional*. If non-empty, the list of all active chat usernames; for private chats, supergroups and channels. Returned only in *aiogram.methods.get_chat.GetChat*.

`available_reactions: List[ReactionTypeEmoji | ReactionTypeCustomEmoji] | None`

*Optional*. List of available reactions allowed in the chat. If omitted, then all emoji reactions are allowed. Returned only in *aiogram.methods.get_chat.GetChat*.

`accent_color_id: int | None`

*Optional*. Identifier of the accent color for the chat name and backgrounds of the chat photo, reply header, and link preview. See accent colors for more details. Returned only in *aiogram.methods.get_chat.GetChat*. Always returned in *aiogram.methods.get_chat.GetChat*.

`background_custom_emoji_id: str | None`

*Optional*. Custom emoji identifier of emoji chosen by the chat for the reply header and link preview background. Returned only in *aiogram.methods.get_chat.GetChat*.

`profile_accent_color_id: int | None`

*Optional*. Identifier of the accent color for the chat's profile background. See profile accent colors for more details. Returned only in *aiogram.methods.get_chat.GetChat*.

`profile_background_custom_emoji_id: str | None`

*Optional*. Custom emoji identifier of the emoji chosen by the chat for its profile background. Returned only in *aiogram.methods.get_chat.GetChat*.

`emoji_status_custom_emoji_id: str | None`

*Optional*. Custom emoji identifier of the emoji status of the chat or the other party in a private chat. Returned only in *aiogram.methods.get_chat.GetChat*.

`emoji_status_expiration_date: DateTime | None`

*Optional*. Expiration date of the emoji status of the chat or the other party in a private chat, in Unix time, if any. Returned only in *aiogram.methods.get_chat.GetChat*.

`bio: str | None`

*Optional*. Bio of the other party in a private chat. Returned only in *aiogram.methods.get_chat.GetChat*.

`has_private_forwards: bool | None`

*Optional.* `True`, if privacy settings of the other party in the private chat allows to use `tg://user?id=<user_id>` links only in chats with the user. Returned only in *aiogram.methods.get_chat.GetChat*.

`has_restricted_voice_and_video_messages: bool | None`

*Optional.* `True`, if the privacy settings of the other party restrict sending voice and video note messages in the private chat. Returned only in *aiogram.methods.get_chat.GetChat*.

`join_to_send_messages: bool | None`

*Optional.* `True`, if users need to join the supergroup before they can send messages. Returned only in *aiogram.methods.get_chat.GetChat*.

`join_by_request: bool | None`

*Optional.* `True`, if all users directly joining the supergroup need to be approved by supergroup administrators. Returned only in *aiogram.methods.get_chat.GetChat*.

`description: str | None`

*Optional.* Description, for groups, supergroups and channel chats. Returned only in *aiogram.methods.get_chat.GetChat*.

`invite_link: str | None`

*Optional.* Primary invite link, for groups, supergroups and channel chats. Returned only in *aiogram.methods.get_chat.GetChat*.

`pinned_message: Message | None`

*Optional.* The most recent pinned message (by sending date). Returned only in *aiogram.methods.get_chat.GetChat*.

`permissions: ChatPermissions | None`

*Optional.* Default chat member permissions, for groups and supergroups. Returned only in *aiogram.methods.get_chat.GetChat*.

`slow_mode_delay: int | None`

*Optional.* For supergroups, the minimum allowed delay between consecutive messages sent by each unprivileged user; in seconds. Returned only in *aiogram.methods.get_chat.GetChat*.

`unrestrict_boost_count: int | None`

*Optional.* For supergroups, the minimum number of boosts that a non-administrator user needs to add in order to ignore slow mode and chat permissions. Returned only in *aiogram.methods.get_chat.GetChat*.

`message_auto_delete_time: int | None`

*Optional.* The time after which all messages sent to the chat will be automatically deleted; in seconds. Returned only in *aiogram.methods.get_chat.GetChat*.

`has_aggressive_anti_spam_enabled: bool | None`

*Optional.* `True`, if aggressive anti-spam checks are enabled in the supergroup. The field is only available to chat administrators. Returned only in *aiogram.methods.get_chat.GetChat*.

`has_hidden_members: bool | None`

*Optional.* `True`, if non-administrators can only get the list of bots and administrators in the chat. Returned only in *aiogram.methods.get_chat.GetChat*.

`has_protected_content: bool | None`

*Optional.* `True`, if messages from the chat can't be forwarded to other chats. Returned only in *aiogram.methods.get_chat.GetChat*.

`has_visible_history: bool | None`

*Optional*. `True`, if new chat members will have access to old messages; available only to chat administrators. Returned only in *aiogram.methods.get_chat.GetChat*.

`sticker_set_name: str | None`

*Optional*. For supergroups, name of group sticker set. Returned only in *aiogram.methods.get_chat.GetChat*.

`can_set_sticker_set: bool | None`

*Optional*. `True`, if the bot can change the group sticker set. Returned only in *aiogram.methods.get_chat.GetChat*.

`model_computed_fields: ClassVar[dict[str, ComputedFieldInfo]] = {}`

A dictionary of computed field names and their corresponding *ComputedFieldInfo* objects.

`custom_emoji_sticker_set_name: str | None`

*Optional*. For supergroups, the name of the group's custom emoji sticker set. Custom emoji from this set can be used by all users and bots in the group. Returned only in *aiogram.methods.get_chat.GetChat*.

`linked_chat_id: int | None`

*Optional*. Unique identifier for the linked chat, i.e. the discussion group identifier for a channel and vice versa; for supergroups and channel chats. This identifier may be greater than 32 bits and some programming languages may have difficulty/silent defects in interpreting it. But it is smaller than 52 bits, so a signed 64 bit integer or double-precision float type are safe for storing this identifier. Returned only in *aiogram.methods.get_chat.GetChat*.

`location: ChatLocation | None`

*Optional*. For supergroups, the location to which the supergroup is connected. Returned only in *aiogram.methods.get_chat.GetChat*.

`property shifted_id: int`

Returns shifted chat ID (positive and without «-100» prefix). Mostly used for private links like t.me/c/chat_id/message_id

Currently supergroup/channel IDs have 10-digit ID after «-100» prefix removed. However, these IDs might become 11-digit in future. So, first we remove «-100» prefix and count remaining number length. Then we multiple -1 * 10 ^ (number_length + 2) Finally, self.id is substracted from that number

`property full_name: str`

Get full name of the Chat.

For private chat it is first_name + last_name. For other chat types it is title.

`ban_sender_chat(sender_chat_id: int, **kwargs: Any) → BanChatSenderChat`

Shortcut for method *aiogram.methods.ban_chat_sender_chat.BanChatSenderChat* will automatically fill method attributes:

- `chat_id`

Use this method to ban a channel chat in a supergroup or a channel. Until the chat is unbanned, the owner of the banned chat won't be able to send messages on behalf of **any of their channels**. The bot must be an administrator in the supergroup or channel for this to work and must have the appropriate administrator rights. Returns `True` on success.

Source: https://core.telegram.org/bots/api#banchatsenderchat

**Параметри**
`sender_chat_id` – Unique identifier of the target sender chat

**Повертає**
instance of method *aiogram.methods.ban_chat_sender_chat.BanChatSenderChat*

`unban_sender_chat`(*sender_chat_id: int*, ***kwargs: Any*) → *UnbanChatSenderChat*

Shortcut for method *aiogram.methods.unban_chat_sender_chat.UnbanChatSenderChat* will automatically fill method attributes:

- `chat_id`

Use this method to unban a previously banned channel chat in a supergroup or channel. The bot must be an administrator for this to work and must have the appropriate administrator rights. Returns `True` on success.

Source: https://core.telegram.org/bots/api#unbanchatsenderchat

**Параметри**
`sender_chat_id` – Unique identifier of the target sender chat

**Повертає**
instance of method *aiogram.methods.unban_chat_sender_chat.UnbanChatSenderChat*

`get_administrators`(***kwargs: Any*) → *GetChatAdministrators*

Shortcut for method *aiogram.methods.get_chat_administrators.GetChatAdministrators* will automatically fill method attributes:

- `chat_id`

Use this method to get a list of administrators in a chat, which aren't bots. Returns an Array of *aiogram.types.chat_member.ChatMember* objects.

Source: https://core.telegram.org/bots/api#getchatadministrators

**Повертає**
instance of method *aiogram.methods.get_chat_administrators.GetChatAdministrators*

`delete_message`(*message_id: int*, ***kwargs: Any*) → *DeleteMessage*

Shortcut for method *aiogram.methods.delete_message.DeleteMessage* will automatically fill method attributes:

- `chat_id`

Use this method to delete a message, including service messages, with the following limitations:

- A message can only be deleted if it was sent less than 48 hours ago.
- Service messages about a supergroup, channel, or forum topic creation can't be deleted.
- A dice message in a private chat can only be deleted if it was sent more than 24 hours ago.
- Bots can delete outgoing messages in private chats, groups, and supergroups.
- Bots can delete incoming messages in private chats.
- Bots granted *can_post_messages* permissions can delete outgoing messages in channels.
- If the bot is an administrator of a group, it can delete any message there.
- If the bot has *can_delete_messages* permission in a supergroup or a channel, it can delete any message there.

Returns `True` on success.

Source: https://core.telegram.org/bots/api#deletemessage

**Параметри**
`message_id` – Identifier of the message to delete

**Повертає**
instance of method *aiogram.methods.delete_message.DeleteMessage*

`revoke_invite_link`(*invite_link: str*, ***kwargs: Any*) → *RevokeChatInviteLink*

Shortcut for method *aiogram.methods.revoke_chat_invite_link.RevokeChatInviteLink* will automatically fill method attributes:

- `chat_id`

Use this method to revoke an invite link created by the bot. If the primary link is revoked, a new link is automatically generated. The bot must be an administrator in the chat for this to work and must have the appropriate administrator rights. Returns the revoked invite link as *aiogram.types.chat_invite_link.ChatInviteLink* object.

Source: https://core.telegram.org/bots/api#revokechatinvitelink

**Параметри**
`invite_link` – The invite link to revoke

**Повертає**
instance of method *aiogram.methods.revoke_chat_invite_link.RevokeChatInviteLink*

`edit_invite_link`(*invite_link: str*, *name: str | None = None*, *expire_date: datetime.datetime | datetime.timedelta | int | None = None*, *member_limit: int | None = None*, *creates_join_request: bool | None = None*, ***kwargs: Any*) → *EditChatInviteLink*

Shortcut for method *aiogram.methods.edit_chat_invite_link.EditChatInviteLink* will automatically fill method attributes:

- `chat_id`

Use this method to edit a non-primary invite link created by the bot. The bot must be an administrator in the chat for this to work and must have the appropriate administrator rights. Returns the edited invite link as a *aiogram.types.chat_invite_link.ChatInviteLink* object.

Source: https://core.telegram.org/bots/api#editchatinvitelink

**Параметри**

- `invite_link` – The invite link to edit
- `name` – Invite link name; 0-32 characters
- `expire_date` – Point in time (Unix timestamp) when the link will expire
- `member_limit` – The maximum number of users that can be members of the chat simultaneously after joining the chat via this invite link; 1-99999
- `creates_join_request` – `True`, if users joining the chat via the link need to be approved by chat administrators. If `True`, *member_limit* can't be specified

**Повертає**
instance of method *aiogram.methods.edit_chat_invite_link.EditChatInviteLink*

`create_invite_link`(*name: str | None = None, expire_date: datetime.datetime | datetime.timedelta | int | None = None, member_limit: int | None = None, creates_join_request: bool | None = None, **kwargs: Any*) → *CreateChatInviteLink*

Shortcut for method *aiogram.methods.create_chat_invite_link.CreateChatInviteLink* will automatically fill method attributes:

- `chat_id`

Use this method to create an additional invite link for a chat. The bot must be an administrator in the chat for this to work and must have the appropriate administrator rights. The link can be revoked using the method *aiogram.methods.revoke_chat_invite_link.RevokeChatInviteLink*. Returns the new invite link as *aiogram.types.chat_invite_link.ChatInviteLink* object.

Source: https://core.telegram.org/bots/api#createchatinvitelink

**Параметри**

- `name` – Invite link name; 0-32 characters
- `expire_date` – Point in time (Unix timestamp) when the link will expire
- `member_limit` – The maximum number of users that can be members of the chat simultaneously after joining the chat via this invite link; 1-99999
- `creates_join_request` – `True`, if users joining the chat via the link need to be approved by chat administrators. If `True`, *member_limit* can't be specified

**Повертає**

instance of method *aiogram.methods.create_chat_invite_link.CreateChatInviteLink*

`export_invite_link`(***kwargs: Any*) → *ExportChatInviteLink*

Shortcut for method *aiogram.methods.export_chat_invite_link.ExportChatInviteLink* will automatically fill method attributes:

- `chat_id`

Use this method to generate a new primary invite link for a chat; any previously generated primary link is revoked. The bot must be an administrator in the chat for this to work and must have the appropriate administrator rights. Returns the new invite link as *String* on success.

> Note: Each administrator in a chat generates their own invite links. Bots can't use invite links generated by other administrators. If you want your bot to work with invite links, it will need to generate its own link using *aiogram.methods.export_chat_invite_link.ExportChatInviteLink* or by calling the *aiogram.methods.get_chat.GetChat* method. If your bot needs to generate a new primary invite link replacing its previous one, use *aiogram.methods.export_chat_invite_link.ExportChatInviteLink* again.

Source: https://core.telegram.org/bots/api#exportchatinvitelink

**Повертає**

instance of method *aiogram.methods.export_chat_invite_link.ExportChatInviteLink*

`do`(*action: str, message_thread_id: int | None = None, **kwargs: Any*) → *SendChatAction*

Shortcut for method *aiogram.methods.send_chat_action.SendChatAction* will automatically fill method attributes:

- `chat_id`

Use this method when you need to tell the user that something is happening on the bot's side. The status is set for 5 seconds or less (when a message arrives from your bot, Telegram clients clear its typing status). Returns `True` on success.

> Example: The ImageBot needs some time to process a request and upload the image. Instead of sending a text message along the lines of „Retrieving image, please wait…", the bot may use *aiogram.methods.send_chat_action.SendChatAction* with *action* = *upload_photo*. The user will see a „sending photo" status for the bot.

We only recommend using this method when a response from the bot will take a **noticeable** amount of time to arrive.

Source: https://core.telegram.org/bots/api#sendchataction

**Параметри**

- `action` – Type of action to broadcast. Choose one, depending on what the user is about to receive: *typing* for text messages, *upload_photo* for photos, *record_video* or *upload_video* for videos, *record_voice* or *upload_voice* for voice notes, *upload_document* for general files, *choose_sticker* for stickers, *find_location* for location data, *record_video_note* or *upload_video_note* for video notes.
- `message_thread_id` – Unique identifier for the target message thread; supergroups only

**Повертає**

instance of method *aiogram.methods.send_chat_action.SendChatAction*

`delete_sticker_set`(***kwargs: Any*) → *DeleteChatStickerSet*

Shortcut for method *aiogram.methods.delete_chat_sticker_set.DeleteChatStickerSet* will automatically fill method attributes:

- `chat_id`

Use this method to delete a group sticker set from a supergroup. The bot must be an administrator in the chat for this to work and must have the appropriate administrator rights. Use the field *can_set_sticker_set* optionally returned in *aiogram.methods.get_chat.GetChat* requests to check if the bot can use this method. Returns `True` on success.

Source: https://core.telegram.org/bots/api#deletechatstickerset

**Повертає**

instance of method *aiogram.methods.delete_chat_sticker_set.DeleteChatStickerSet*

`set_sticker_set`(*sticker_set_name: str*, ***kwargs: Any*) → *SetChatStickerSet*

Shortcut for method *aiogram.methods.set_chat_sticker_set.SetChatStickerSet* will automatically fill method attributes:

- `chat_id`

Use this method to set a new group sticker set for a supergroup. The bot must be an administrator in the chat for this to work and must have the appropriate administrator rights. Use the field *can_set_sticker_set* optionally returned in *aiogram.methods.get_chat.GetChat* requests to check if the bot can use this method. Returns `True` on success.

Source: https://core.telegram.org/bots/api#setchatstickerset

**Параметри**

`sticker_set_name` – Name of the sticker set to be set as the group sticker set

**Повертає**
instance of method *aiogram.methods.set_chat_sticker_set.SetChatStickerSet*

`get_member`(*user_id: int*, ***kwargs: Any*) → *GetChatMember*

Shortcut for method *aiogram.methods.get_chat_member.GetChatMember* will automatically fill method attributes:

- `chat_id`

Use this method to get information about a member of a chat. The method is only guaranteed to work for other users if the bot is an administrator in the chat. Returns a *aiogram.types.chat_member.ChatMember* object on success.

Source: https://core.telegram.org/bots/api#getchatmember

**Параметри**
`user_id` – Unique identifier of the target user

**Повертає**
instance of method *aiogram.methods.get_chat_member.GetChatMember*

`get_member_count`(***kwargs: Any*) → *GetChatMemberCount*

Shortcut for method *aiogram.methods.get_chat_member_count.GetChatMemberCount* will automatically fill method attributes:

- `chat_id`

Use this method to get the number of members in a chat. Returns *Int* on success.

Source: https://core.telegram.org/bots/api#getchatmembercount

**Повертає**
instance of method *aiogram.methods.get_chat_member_count.GetChatMemberCount*

`leave`(***kwargs: Any*) → *LeaveChat*

Shortcut for method *aiogram.methods.leave_chat.LeaveChat* will automatically fill method attributes:

- `chat_id`

Use this method for your bot to leave a group, supergroup or channel. Returns `True` on success.

Source: https://core.telegram.org/bots/api#leavechat

**Повертає**
instance of method *aiogram.methods.leave_chat.LeaveChat*

`unpin_all_messages`(***kwargs: Any*) → *UnpinAllChatMessages*

Shortcut for method *aiogram.methods.unpin_all_chat_messages.UnpinAllChatMessages* will automatically fill method attributes:

- `chat_id`

Use this method to clear the list of pinned messages in a chat. If the chat is not a private chat, the bot must be an administrator in the chat for this to work and must have the „can_pin_messages“ administrator right in a supergroup or „can_edit_messages“ administrator right in a channel. Returns `True` on success.

Source: https://core.telegram.org/bots/api#unpinallchatmessages

**Повертає**
instance of method *aiogram.methods.unpin_all_chat_messages.UnpinAllChatMessages*

`unpin_message`(*message_id: int | None = None*, ***kwargs: Any*) → *UnpinChatMessage*

Shortcut for method *aiogram.methods.unpin_chat_message.UnpinChatMessage* will automatically fill method attributes:

- `chat_id`

Use this method to remove a message from the list of pinned messages in a chat. If the chat is not a private chat, the bot must be an administrator in the chat for this to work and must have the „can_pin_messages“ administrator right in a supergroup or „can_edit_messages“ administrator right in a channel. Returns `True` on success.

Source: https://core.telegram.org/bots/api#unpinchatmessage

**Параметри**
`message_id` – Identifier of a message to unpin. If not specified, the most recent pinned message (by sending date) will be unpinned.

**Повертає**
instance of method *aiogram.methods.unpin_chat_message.UnpinChatMessage*

`pin_message`(*message_id: int*, *disable_notification: bool | None = None*, ***kwargs: Any*) → *PinChatMessage*

Shortcut for method *aiogram.methods.pin_chat_message.PinChatMessage* will automatically fill method attributes:

- `chat_id`

Use this method to add a message to the list of pinned messages in a chat. If the chat is not a private chat, the bot must be an administrator in the chat for this to work and must have the „can_pin_messages“ administrator right in a supergroup or „can_edit_messages“ administrator right in a channel. Returns `True` on success.

Source: https://core.telegram.org/bots/api#pinchatmessage

**Параметри**

- `message_id` – Identifier of a message to pin
- `disable_notification` – Pass `True` if it is not necessary to send a notification to all chat members about the new pinned message. Notifications are always disabled in channels and private chats.

**Повертає**
instance of method *aiogram.methods.pin_chat_message.PinChatMessage*

`set_administrator_custom_title`(*user_id: int*, *custom_title: str*, ***kwargs: Any*) → *SetChatAdministratorCustomTitle*

Shortcut for method *aiogram.methods.set_chat_administrator_custom_title.SetChatAdministratorCustomTitle* will automatically fill method attributes:

- `chat_id`

Use this method to set a custom title for an administrator in a supergroup promoted by the bot. Returns `True` on success.

Source: https://core.telegram.org/bots/api#setchatadministratorcustomtitle

**Параметри**

- `user_id` – Unique identifier of the target user
- `custom_title` – New custom title for the administrator; 0-16 characters, emoji are not allowed

**Повертає**
instance of method *aiogram.methods.set_chat_administrator_custom_title.SetChatAdministratorCustomTitle*

`set_permissions`(*permissions: ChatPermissions, use_independent_chat_permissions: bool | None = None, **kwargs: Any*) → *SetChatPermissions*

Shortcut for method *aiogram.methods.set_chat_permissions.SetChatPermissions* will automatically fill method attributes:

- `chat_id`

Use this method to set default chat permissions for all members. The bot must be an administrator in the group or a supergroup for this to work and must have the *can_restrict_members* administrator rights. Returns `True` on success.

Source: https://core.telegram.org/bots/api#setchatpermissions

**Параметри**

- `permissions` – A JSON-serialized object for new default chat permissions
- `use_independent_chat_permissions` – Pass `True` if chat permissions are set independently. Otherwise, the *can_send_other_messages* and *can_add_web_page_previews* permissions will imply the *can_send_messages*, *can_send_audios*, *can_send_documents*, *can_send_photos*, *can_send_videos*, *can_send_video_notes*, and *can_send_voice_notes* permissions; the *can_send_polls* permission will imply the *can_send_messages* permission.

**Повертає**
instance of method *aiogram.methods.set_chat_permissions.SetChatPermissions*

`promote`(*user_id: int, is_anonymous: bool | None = None, can_manage_chat: bool | None = None, can_delete_messages: bool | None = None, can_manage_video_chats: bool | None = None, can_restrict_members: bool | None = None, can_promote_members: bool | None = None, can_change_info: bool | None = None, can_invite_users: bool | None = None, can_post_stories: bool | None = None, can_edit_stories: bool | None = None, can_delete_stories: bool | None = None, can_post_messages: bool | None = None, can_edit_messages: bool | None = None, can_pin_messages: bool | None = None, can_manage_topics: bool | None = None, **kwargs: Any*) → *PromoteChatMember*

Shortcut for method *aiogram.methods.promote_chat_member.PromoteChatMember* will automatically fill method attributes:

- `chat_id`

Use this method to promote or demote a user in a supergroup or a channel. The bot must be an administrator in the chat for this to work and must have the appropriate administrator rights. Pass `False` for all boolean parameters to demote a user. Returns `True` on success.

Source: https://core.telegram.org/bots/api#promotechatmember

**Параметри**

- `user_id` – Unique identifier of the target user
- `is_anonymous` – Pass `True` if the administrator's presence in the chat is hidden

- `can_manage_chat` – Pass `True` if the administrator can access the chat event log, get boost list, see hidden supergroup and channel members, report spam messages and ignore slow mode. Implied by any other administrator privilege.
- `can_delete_messages` – Pass `True` if the administrator can delete messages of other users
- `can_manage_video_chats` – Pass `True` if the administrator can manage video chats
- `can_restrict_members` – Pass `True` if the administrator can restrict, ban or unban chat members, or access supergroup statistics
- `can_promote_members` – Pass `True` if the administrator can add new administrators with a subset of their own privileges or demote administrators that they have promoted, directly or indirectly (promoted by administrators that were appointed by him)
- `can_change_info` – Pass `True` if the administrator can change chat title, photo and other settings
- `can_invite_users` – Pass `True` if the administrator can invite new users to the chat
- `can_post_stories` – Pass `True` if the administrator can post stories to the chat
- `can_edit_stories` – Pass `True` if the administrator can edit stories posted by other users
- `can_delete_stories` – Pass `True` if the administrator can delete stories posted by other users
- `can_post_messages` – Pass `True` if the administrator can post messages in the channel, or access channel statistics; channels only
- `can_edit_messages` – Pass `True` if the administrator can edit messages of other users and can pin messages; channels only
- `can_pin_messages` – Pass `True` if the administrator can pin messages, supergroups only
- `can_manage_topics` – Pass `True` if the user is allowed to create, rename, close, and reopen forum topics, supergroups only

**Повертає**

instance of method *`aiogram.methods.promote_chat_member.PromoteChatMember`*

`restrict`(*user_id: int*, *permissions:* ChatPermissions, *use_independent_chat_permissions: bool | None = None*, *until_date: datetime.datetime | datetime.timedelta | int | None = None*, ***kwargs: Any*) → *RestrictChatMember*

Shortcut for method *`aiogram.methods.restrict_chat_member.RestrictChatMember`* will automatically fill method attributes:

- `chat_id`

Use this method to restrict a user in a supergroup. The bot must be an administrator in the supergroup for this to work and must have the appropriate administrator rights. Pass `True` for all permissions to lift restrictions from a user. Returns `True` on success.

Source: https://core.telegram.org/bots/api#restrictchatmember

**Параметри**

- `user_id` – Unique identifier of the target user

- `permissions` – A JSON-serialized object for new user permissions
- `use_independent_chat_permissions` – Pass `True` if chat permissions are set independently. Otherwise, the *can_send_other_messages* and *can_add_web_page_previews* permissions will imply the *can_send_messages*, *can_send_audios*, *can_send_documents*, *can_send_photos*, *can_send_videos*, *can_send_video_notes*, and *can_send_voice_notes* permissions; the *can_send_polls* permission will imply the *can_send_messages* permission.
- `until_date` – Date when restrictions will be lifted for the user; Unix time. If user is restricted for more than 366 days or less than 30 seconds from the current time, they are considered to be restricted forever

**Повертає**
instance of method *aiogram.methods.restrict_chat_member.RestrictChatMember*

`unban`(*user_id: int*, *only_if_banned: bool | None = None*, ***kwargs: Any*) → *UnbanChatMember*

Shortcut for method *aiogram.methods.unban_chat_member.UnbanChatMember* will automatically fill method attributes:

- `chat_id`

Use this method to unban a previously banned user in a supergroup or channel. The user will **not** return to the group or channel automatically, but will be able to join via link, etc. The bot must be an administrator for this to work. By default, this method guarantees that after the call the user is not a member of the chat, but will be able to join it. So if the user is a member of the chat they will also be **removed** from the chat. If you don't want this, use the parameter *only_if_banned*. Returns `True` on success.

Source: https://core.telegram.org/bots/api#unbanchatmember

**Параметри**

- `user_id` – Unique identifier of the target user
- `only_if_banned` – Do nothing if the user is not banned

**Повертає**
instance of method *aiogram.methods.unban_chat_member.UnbanChatMember*

`ban`(*user_id: int*, *until_date: datetime.datetime | datetime.timedelta | int | None = None*, *revoke_messages: bool | None = None*, ***kwargs: Any*) → *BanChatMember*

Shortcut for method *aiogram.methods.ban_chat_member.BanChatMember* will automatically fill method attributes:

- `chat_id`

Use this method to ban a user in a group, a supergroup or a channel. In the case of supergroups and channels, the user will not be able to return to the chat on their own using invite links, etc., unless unbanned first. The bot must be an administrator in the chat for this to work and must have the appropriate administrator rights. Returns `True` on success.

Source: https://core.telegram.org/bots/api#banchatmember

**Параметри**

- `user_id` – Unique identifier of the target user
- `until_date` – Date when the user will be unbanned; Unix time. If user is banned for more than 366 days or less than 30 seconds from the current time they are considered to be banned forever. Applied for supergroups and channels only.

- `revoke_messages` – Pass `True` to delete all messages from the chat for the user that is being removed. If `False`, the user will be able to see messages in the group that were sent before the user was removed. Always `True` for supergroups and channels.

**Повертає**
instance of method *aiogram.methods.ban_chat_member.BanChatMember*

`set_description`(*description: str | None = None*, ***kwargs: Any*) → *SetChatDescription*

Shortcut for method *aiogram.methods.set_chat_description.SetChatDescription* will automatically fill method attributes:

- `chat_id`

Use this method to change the description of a group, a supergroup or a channel. The bot must be an administrator in the chat for this to work and must have the appropriate administrator rights. Returns `True` on success.

Source: https://core.telegram.org/bots/api#setchatdescription

**Параметри**
`description` – New chat description, 0-255 characters

**Повертає**
instance of method *aiogram.methods.set_chat_description.SetChatDescription*

`set_title`(*title: str*, ***kwargs: Any*) → *SetChatTitle*

Shortcut for method *aiogram.methods.set_chat_title.SetChatTitle* will automatically fill method attributes:

- `chat_id`

Use this method to change the title of a chat. Titles can't be changed for private chats. The bot must be an administrator in the chat for this to work and must have the appropriate administrator rights. Returns `True` on success.

Source: https://core.telegram.org/bots/api#setchattitle

**Параметри**
`title` – New chat title, 1-128 characters

**Повертає**
instance of method *aiogram.methods.set_chat_title.SetChatTitle*

`delete_photo`(***kwargs: Any*) → *DeleteChatPhoto*

Shortcut for method *aiogram.methods.delete_chat_photo.DeleteChatPhoto* will automatically fill method attributes:

- `chat_id`

Use this method to delete a chat photo. Photos can't be changed for private chats. The bot must be an administrator in the chat for this to work and must have the appropriate administrator rights. Returns `True` on success.

Source: https://core.telegram.org/bots/api#deletechatphoto

**Повертає**
instance of method *aiogram.methods.delete_chat_photo.DeleteChatPhoto*

`set_photo`(*photo: InputFile*, ***kwargs: Any*) → *SetChatPhoto*

Shortcut for method *aiogram.methods.set_chat_photo.SetChatPhoto* will automatically fill method attributes:

- `chat_id`

Use this method to set a new profile photo for the chat. Photos can't be changed for private chats. The bot must be an administrator in the chat for this to work and must have the appropriate administrator rights. Returns `True` on success.

Source: https://core.telegram.org/bots/api#setchatphoto

**Параметри**
`photo` – New chat photo, uploaded using multipart/form-data

**Повертає**
instance of method *aiogram.methods.set_chat_photo.SetChatPhoto*

`unpin_all_general_forum_topic_messages(`***kwargs: Any*`) →` *UnpinAllGeneralForumTopicMessages*

Shortcut for method *aiogram.methods.unpin_all_general_forum_topic_messages.UnpinAllGeneralForumTopicMessages* will automatically fill method attributes:

- `chat_id`

Use this method to clear the list of pinned messages in a General forum topic. The bot must be an administrator in the chat for this to work and must have the *can_pin_messages* administrator right in the supergroup. Returns `True` on success.

Source: https://core.telegram.org/bots/api#unpinallgeneralforumtopicmessages

**Повертає**
instance of method *aiogram.methods.unpin_all_general_forum_topic_messages.UnpinAllGeneralForumTopicMessages*

### ChatAdministratorRights

class aiogram.types.chat_administrator_rights.ChatAdministratorRights(*, *is_anonymous: bool*, *can_manage_chat: bool*, *can_delete_messages: bool*, *can_manage_video_chats: bool*, *can_restrict_members: bool*, *can_promote_members: bool*, *can_change_info: bool*, *can_invite_users: bool*, *can_post_stories: bool*, *can_edit_stories: bool*, *can_delete_stories: bool*, *can_post_messages: bool | None = None*, *can_edit_messages: bool | None = None*, *can_pin_messages: bool | None = None*, *can_manage_topics: bool | None = None*, ***extra_data: Any*)

Represents the rights of an administrator in a chat.

Source: https://core.telegram.org/bots/api#chatadministratorrights

`is_anonymous: bool`

`True`, if the user's presence in the chat is hidden

`can_manage_chat: bool`

`True`, if the administrator can access the chat event log, get boost list, see hidden supergroup and channel members, report spam messages and ignore slow mode. Implied by any other administrator privilege.

`can_delete_messages: bool`

`True`, if the administrator can delete messages of other users

`can_manage_video_chats: bool`

`True`, if the administrator can manage video chats

`can_restrict_members: bool`

`True`, if the administrator can restrict, ban or unban chat members, or access supergroup statistics

`can_promote_members: bool`

`True`, if the administrator can add new administrators with a subset of their own privileges or demote administrators that they have promoted, directly or indirectly (promoted by administrators that were appointed by the user)

`can_change_info: bool`
: `True`, if the user is allowed to change the chat title, photo and other settings

`can_invite_users: bool`
: `True`, if the user is allowed to invite new users to the chat

`model_computed_fields: ClassVar[dict[str, ComputedFieldInfo]] = {}`
: A dictionary of computed field names and their corresponding *ComputedFieldInfo* objects.

`can_post_stories: bool`
: `True`, if the administrator can post stories to the chat

`can_edit_stories: bool`
: `True`, if the administrator can edit stories posted by other users

`can_delete_stories: bool`
: `True`, if the administrator can delete stories posted by other users

`can_post_messages: bool | None`
: *Optional*. `True`, if the administrator can post messages in the channel, or access channel statistics; channels only

`can_edit_messages: bool | None`
: *Optional*. `True`, if the administrator can edit messages of other users and can pin messages; channels only

`can_pin_messages: bool | None`
: *Optional*. `True`, if the user is allowed to pin messages; groups and supergroups only

`can_manage_topics: bool | None`
: *Optional*. `True`, if the user is allowed to create, rename, close, and reopen forum topics; supergroups only

### ChatBoost

`class aiogram.types.chat_boost.ChatBoost(*, boost_id: str, add_date: datetime, expiration_date: datetime, source: ChatBoostSourcePremium | ChatBoostSourceGiftCode | ChatBoostSourceGiveaway, **extra_data: Any)`

This object contains information about a chat boost.

Source: https://core.telegram.org/bots/api#chatboost

`boost_id: str`
: Unique identifier of the boost

`add_date: DateTime`
: Point in time (Unix timestamp) when the chat was boosted

`model_computed_fields: ClassVar[dict[str, ComputedFieldInfo]] = {}`
: A dictionary of computed field names and their corresponding *ComputedFieldInfo* objects.

`expiration_date: DateTime`
: Point in time (Unix timestamp) when the boost will automatically expire, unless the booster's Telegram Premium subscription is prolonged

`source: ChatBoostSourcePremium | ChatBoostSourceGiftCode | ChatBoostSourceGiveaway`
: Source of the added boost

### ChatBoostAdded

`class aiogram.types.chat_boost_added.ChatBoostAdded(*, boost_count: int, **extra_data: Any)`

This object represents a service message about a user boosting a chat.

Source: https://core.telegram.org/bots/api#chatboostadded

`boost_count: int`

Number of boosts added by the user

`model_computed_fields: ClassVar[dict[str, ComputedFieldInfo]] = {}`

A dictionary of computed field names and their corresponding *ComputedFieldInfo* objects.

### ChatBoostRemoved

`class aiogram.types.chat_boost_removed.ChatBoostRemoved(*, chat: Chat, boost_id: str, remove_date: datetime, source: ChatBoostSourcePremium | ChatBoostSourceGiftCode | ChatBoostSourceGiveaway, **extra_data: Any)`

This object represents a boost removed from a chat.

Source: https://core.telegram.org/bots/api#chatboostremoved

`chat: Chat`

Chat which was boosted

`boost_id: str`

Unique identifier of the boost

`model_computed_fields: ClassVar[dict[str, ComputedFieldInfo]] = {}`

A dictionary of computed field names and their corresponding *ComputedFieldInfo* objects.

`remove_date: DateTime`

Point in time (Unix timestamp) when the boost was removed

`source: ChatBoostSourcePremium | ChatBoostSourceGiftCode | ChatBoostSourceGiveaway`

Source of the removed boost

### ChatBoostSource

`class aiogram.types.chat_boost_source.ChatBoostSource(**extra_data: Any)`

This object describes the source of a chat boost. It can be one of

- *aiogram.types.chat_boost_source_premium.ChatBoostSourcePremium*
- *aiogram.types.chat_boost_source_gift_code.ChatBoostSourceGiftCode*
- *aiogram.types.chat_boost_source_giveaway.ChatBoostSourceGiveaway*

Source: https://core.telegram.org/bots/api#chatboostsource

`model_computed_fields: ClassVar[dict[str, ComputedFieldInfo]] = {}`

A dictionary of computed field names and their corresponding *ComputedFieldInfo* objects.

### ChatBoostSourceGiftCode

`class aiogram.types.chat_boost_source_gift_code.ChatBoostSourceGiftCode(*, source: Literal[ChatBoostSourceType.GIFT_CO = ChatBoostSourceType.GIFT_CODE, user: User, **extra_data: Any)`

The boost was obtained by the creation of Telegram Premium gift codes to boost a chat. Each such code boosts the chat 4 times for the duration of the corresponding Telegram Premium subscription.

Source: https://core.telegram.org/bots/api#chatboostsourcegiftcode

`source: Literal[ChatBoostSourceType.GIFT_CODE]`

Source of the boost, always „gift_code“

`model_computed_fields: ClassVar[dict[str, ComputedFieldInfo]] = {}`

A dictionary of computed field names and their corresponding *ComputedFieldInfo* objects.

`user: User`

User for which the gift code was created

### ChatBoostSourceGiveaway

`class aiogram.types.chat_boost_source_giveaway.ChatBoostSourceGiveaway(*, source: Literal[ChatBoostSourceType.GIVEAWA = ChatBoostSourceType.GIVEAWAY, giveaway_message_id: int, user: User | None = None, is_unclaimed: bool | None = None, **extra_data: Any)`

The boost was obtained by the creation of a Telegram Premium giveaway. This boosts the chat 4 times for the duration of the corresponding Telegram Premium subscription.

Source: https://core.telegram.org/bots/api#chatboostsourcegiveaway

`source: Literal[ChatBoostSourceType.GIVEAWAY]`

Source of the boost, always „giveaway“

`giveaway_message_id: int`

Identifier of a message in the chat with the giveaway; the message could have been deleted already. May be 0 if the message isn't sent yet.

`model_computed_fields: ClassVar[dict[str, ComputedFieldInfo]] = {}`

A dictionary of computed field names and their corresponding *ComputedFieldInfo* objects.

`user: User | None`

*Optional*. User that won the prize in the giveaway if any

`is_unclaimed: bool | None`

*Optional*. True, if the giveaway was completed, but there was no user to win the prize

### ChatBoostSourcePremium

`class aiogram.types.chat_boost_source_premium.ChatBoostSourcePremium(*, source: Literal[ChatBoostSourceType.PREMIUM] = ChatBoostSourceType.PREMIUM, user: User, **extra_data: Any)`

The boost was obtained by subscribing to Telegram Premium or by gifting a Telegram Premium subscription to another user.

Source: https://core.telegram.org/bots/api#chatboostsourcepremium

`source: Literal[ChatBoostSourceType.PREMIUM]`

Source of the boost, always „premium“

`model_computed_fields: ClassVar[dict[str, ComputedFieldInfo]] = {}`

A dictionary of computed field names and their corresponding *ComputedFieldInfo* objects.

`user: User`

User that boosted the chat

### ChatBoostUpdated

`class aiogram.types.chat_boost_updated.ChatBoostUpdated(*, chat: Chat, boost: ChatBoost, **extra_data: Any)`

This object represents a boost added to a chat or changed.

Source: https://core.telegram.org/bots/api#chatboostupdated

`chat: Chat`

Chat which was boosted

`model_computed_fields: ClassVar[dict[str, ComputedFieldInfo]] = {}`

A dictionary of computed field names and their corresponding *ComputedFieldInfo* objects.

`boost: ChatBoost`

Information about the chat boost

### ChatInviteLink

`class aiogram.types.chat_invite_link.ChatInviteLink(*, invite_link: str, creator: User, creates_join_request: bool, is_primary: bool, is_revoked: bool, name: str | None = None, expire_date: datetime | None = None, member_limit: int | None = None, pending_join_request_count: int | None = None, **extra_data: Any)`

Represents an invite link for a chat.

Source: https://core.telegram.org/bots/api#chatinvitelink

`invite_link: str`

The invite link. If the link was created by another chat administrator, then the second part of the link will be replaced with „...“.

`creator: User`

Creator of the link

`creates_join_request: bool`

`True`, if users joining the chat via the link need to be approved by chat administrators

`is_primary: bool`

`True`, if the link is primary

`is_revoked: bool`

`True`, if the link is revoked

`model_computed_fields: ClassVar[dict[str, ComputedFieldInfo]] = {}`

A dictionary of computed field names and their corresponding *ComputedFieldInfo* objects.

`name: str | None`

*Optional*. Invite link name

`expire_date: DateTime | None`

*Optional*. Point in time (Unix timestamp) when the link will expire or has been expired

`member_limit: int | None`

*Optional*. The maximum number of users that can be members of the chat simultaneously after joining the chat via this invite link; 1-99999

`pending_join_request_count: int | None`

*Optional*. Number of pending join requests created using this link

### ChatJoinRequest

`class aiogram.types.chat_join_request.ChatJoinRequest(*, chat: Chat, from_user: User, user_chat_id: int, date: datetime, bio: str | None = None, invite_link: ChatInviteLink | None = None, **extra_data: Any)`

Represents a join request sent to a chat.

Source: https://core.telegram.org/bots/api#chatjoinrequest

`chat: Chat`

Chat to which the request was sent

`from_user: User`

User that sent the join request

`user_chat_id: int`

Identifier of a private chat with the user who sent the join request. This number may have more than 32 significant bits and some programming languages may have difficulty/silent defects in interpreting it. But it has at most 52 significant bits, so a 64-bit integer or double-precision float type are safe for storing this identifier. The bot can use this identifier for 5 minutes to send messages until the join request is processed, assuming no other administrator contacted the user.

`date: DateTime`

Date the request was sent in Unix time

`bio: str | None`

*Optional*. Bio of the user.

`invite_link: ChatInviteLink | None`

*Optional*. Chat invite link that was used by the user to send the join request

`approve(**kwargs: Any) → ApproveChatJoinRequest`

Shortcut for method `aiogram.methods.approve_chat_join_request.ApproveChatJoinRequest` will automatically fill method attributes:

- `chat_id`
- `user_id`

Use this method to approve a chat join request. The bot must be an administrator in the chat for this to work and must have the *can_invite_users* administrator right. Returns `True` on success.

Source: https://core.telegram.org/bots/api#approvechatjoinrequest

**Повертає**

instance of method `aiogram.methods.approve_chat_join_request.ApproveChatJoinRequest`

`decline(**kwargs: Any) → DeclineChatJoinRequest`

Shortcut for method `aiogram.methods.decline_chat_join_request.DeclineChatJoinRequest` will automatically fill method attributes:

- `chat_id`
- `user_id`

Use this method to decline a chat join request. The bot must be an administrator in the chat for this to work and must have the *can_invite_users* administrator right. Returns `True` on success.

Source: https://core.telegram.org/bots/api#declinechatjoinrequest

**Повертає**

instance of method `aiogram.methods.decline_chat_join_request.DeclineChatJoinRequest`

`answer(text: str, message_thread_id: Optional[int] = None, parse_mode: Optional[Union[str, Default]] = <Default('parse_mode')>, entities: Optional[List[MessageEntity]] = None, link_preview_options: Optional[Union[LinkPreviewOptions, Default]] = <Default('link_preview')>, disable_notification: Optional[bool] = None, protect_content: Optional[Union[bool, Default]] = <Default('protect_content')>, reply_parameters: Optional[ReplyParameters] = None, reply_markup: Optional[Union[InlineKeyboardMarkup, ReplyKeyboardMarkup, ReplyKeyboardRemove, ForceReply]] = None, allow_sending_without_reply: Optional[bool] = None, disable_web_page_preview: Optional[Union[bool, Default]] = <Default('link_preview_is_disabled')>, reply_to_message_id: Optional[int] = None, **kwargs: Any) → SendMessage`

Shortcut for method `aiogram.methods.send_message.SendMessage` will automatically fill method attributes:

- `chat_id`

Use this method to send text messages. On success, the sent `aiogram.types.message.Message` is returned.

Source: https://core.telegram.org/bots/api#sendmessage

**Параметри**

- `text` – Text of the message to be sent, 1-4096 characters after entities parsing
- `message_thread_id` – Unique identifier for the target message thread (topic) of the forum; for forum supergroups only
- `parse_mode` – Mode for parsing entities in the message text. See formatting options for more details.
- `entities` – A JSON-serialized list of special entities that appear in message text, which can be specified instead of *parse_mode*
- `link_preview_options` – Link preview generation options for the message
- `disable_notification` – Sends the message silently. Users will receive a notification with no sound.
- `protect_content` – Protects the contents of the sent message from forwarding and saving
- `reply_parameters` – Description of the message to reply to
- `reply_markup` – Additional interface options. A JSON-serialized object for an inline keyboard, custom reply keyboard, instructions to remove reply keyboard or to force a reply from the user.
- `allow_sending_without_reply` – Pass `True` if the message should be sent even if the specified replied-to message is not found
- `disable_web_page_preview` – Disables link previews for links in this message
- `reply_to_message_id` – If the message is a reply, ID of the original message

**Повертає**

instance of method *aiogram.methods.send_message.SendMessage*

`answer_pm`(*text: str*, *message_thread_id: Optional[int] = None*, *parse_mode: Optional[Union[str, Default]] = <Default('parse_mode')>*, *entities: Optional[List[MessageEntity]] = None*, *link_preview_options: Optional[Union[LinkPreviewOptions, Default]] = <Default('link_preview')>*, *disable_notification: Optional[bool] = None*, *protect_content: Optional[Union[bool, Default]] = <Default('protect_content')>*, *reply_parameters: Optional[ReplyParameters] = None*, *reply_markup: Optional[Union[InlineKeyboardMarkup, ReplyKeyboardMarkup, ReplyKeyboardRemove, ForceReply]] = None*, *allow_sending_without_reply: Optional[bool] = None*, *disable_web_page_preview: Optional[Union[bool, Default]] = <Default('link_preview_is_disabled')>*, *reply_to_message_id: Optional[int] = None*, ***kwargs: Any*) → *SendMessage*

Shortcut for method *aiogram.methods.send_message.SendMessage* will automatically fill method attributes:

- `chat_id`

Use this method to send text messages. On success, the sent *aiogram.types.message.Message* is returned.

Source: https://core.telegram.org/bots/api#sendmessage

**Параметри**

- `text` – Text of the message to be sent, 1-4096 characters after entities parsing
- `message_thread_id` – Unique identifier for the target message thread (topic) of the forum; for forum supergroups only

- `parse_mode` – Mode for parsing entities in the message text. See formatting options for more details.
- `entities` – A JSON-serialized list of special entities that appear in message text, which can be specified instead of *parse_mode*
- `link_preview_options` – Link preview generation options for the message
- `disable_notification` – Sends the message silently. Users will receive a notification with no sound.
- `protect_content` – Protects the contents of the sent message from forwarding and saving
- `reply_parameters` – Description of the message to reply to
- `reply_markup` – Additional interface options. A JSON-serialized object for an inline keyboard, custom reply keyboard, instructions to remove reply keyboard or to force a reply from the user.
- `allow_sending_without_reply` – Pass `True` if the message should be sent even if the specified replied-to message is not found
- `disable_web_page_preview` – Disables link previews for links in this message
- `reply_to_message_id` – If the message is a reply, ID of the original message

**Повертає**

instance of method *`aiogram.methods.send_message.SendMessage`*

`answer_animation(`*animation: Union[InputFile, str], message_thread_id: Optional[int] = None, duration: Optional[int] = None, width: Optional[int] = None, height: Optional[int] = None, thumbnail: Optional[InputFile] = None, caption: Optional[str] = None, parse_mode: Optional[Union[str, Default]] = <Default('parse_mode')>, caption_entities: Optional[List[MessageEntity]] = None, has_spoiler: Optional[bool] = None, disable_notification: Optional[bool] = None, protect_content: Optional[Union[bool, Default]] = <Default('protect_content')>, reply_parameters: Optional[ReplyParameters] = None, reply_markup: Optional[Union[InlineKeyboardMarkup, ReplyKeyboardMarkup, ReplyKeyboardRemove, ForceReply]] = None, allow_sending_without_reply: Optional[bool] = None, reply_to_message_id: Optional[int] = None, **kwargs: Any*`)` → *SendAnimation*

Shortcut for method *`aiogram.methods.send_animation.SendAnimation`* will automatically fill method attributes:

- `chat_id`

Use this method to send animation files (GIF or H.264/MPEG-4 AVC video without sound). On success, the sent *`aiogram.types.message.Message`* is returned. Bots can currently send animation files of up to 50 MB in size, this limit may be changed in the future.

Source: https://core.telegram.org/bots/api#sendanimation

**Параметри**

- `animation` – Animation to send. Pass a file_id as String to send an animation that exists on the Telegram servers (recommended), pass an HTTP URL as a String for Telegram to get an animation from the Internet, or upload a new animation using multipart/form-data. *More information on Sending Files »*
- `message_thread_id` – Unique identifier for the target message thread (topic) of the forum; for forum supergroups only

- `duration` – Duration of sent animation in seconds
- `width` – Animation width
- `height` – Animation height
- `thumbnail` – Thumbnail of the file sent; can be ignored if thumbnail generation for the file is supported server-side. The thumbnail should be in JPEG format and less than 200 kB in size. A thumbnail's width and height should not exceed 320. Ignored if the file is not uploaded using multipart/form-data. Thumbnails can't be reused and can be only uploaded as a new file, so you can pass „attach://<file_attach_name>" if the thumbnail was uploaded using multipart/form-data under <file_attach_name>. *More information on Sending Files »*
- `caption` – Animation caption (may also be used when resending animation by *file_id*), 0-1024 characters after entities parsing
- `parse_mode` – Mode for parsing entities in the animation caption. See formatting options for more details.
- `caption_entities` – A JSON-serialized list of special entities that appear in the caption, which can be specified instead of *parse_mode*
- `has_spoiler` – Pass `True` if the animation needs to be covered with a spoiler animation
- `disable_notification` – Sends the message silently. Users will receive a notification with no sound.
- `protect_content` – Protects the contents of the sent message from forwarding and saving
- `reply_parameters` – Description of the message to reply to
- `reply_markup` – Additional interface options. A JSON-serialized object for an inline keyboard, custom reply keyboard, instructions to remove reply keyboard or to force a reply from the user.
- `allow_sending_without_reply` – Pass `True` if the message should be sent even if the specified replied-to message is not found
- `reply_to_message_id` – If the message is a reply, ID of the original message

**Повертає**

instance of method *`aiogram.methods.send_animation.SendAnimation`*

`answer_animation_pm`(*animation: Union[InputFile, str], message_thread_id: Optional[int] = None, duration: Optional[int] = None, width: Optional[int] = None, height: Optional[int] = None, thumbnail: Optional[InputFile] = None, caption: Optional[str] = None, parse_mode: Optional[Union[str, Default]] = <Default('parse_mode')>, caption_entities: Optional[List[MessageEntity]] = None, has_spoiler: Optional[bool] = None, disable_notification: Optional[bool] = None, protect_content: Optional[Union[bool, Default]] = <Default('protect_content')>, reply_parameters: Optional[ReplyParameters] = None, reply_markup: Optional[Union[InlineKeyboardMarkup, ReplyKeyboardMarkup, ReplyKeyboardRemove, ForceReply]] = None, allow_sending_without_reply: Optional[bool] = None, reply_to_message_id: Optional[int] = None, **kwargs: Any*) → *SendAnimation*

Shortcut for method *`aiogram.methods.send_animation.SendAnimation`* will automatically fill method attributes:

- `chat_id`

Use this method to send animation files (GIF or H.264/MPEG-4 AVC video without sound). On success, the sent *aiogram.types.message.Message* is returned. Bots can currently send animation files of up to 50 MB in size, this limit may be changed in the future.

Source: https://core.telegram.org/bots/api#sendanimation

**Параметри**

- `animation` – Animation to send. Pass a file_id as String to send an animation that exists on the Telegram servers (recommended), pass an HTTP URL as a String for Telegram to get an animation from the Internet, or upload a new animation using multipart/form-data. *More information on Sending Files »*
- `message_thread_id` – Unique identifier for the target message thread (topic) of the forum; for forum supergroups only
- `duration` – Duration of sent animation in seconds
- `width` – Animation width
- `height` – Animation height
- `thumbnail` – Thumbnail of the file sent; can be ignored if thumbnail generation for the file is supported server-side. The thumbnail should be in JPEG format and less than 200 kB in size. A thumbnail's width and height should not exceed 320. Ignored if the file is not uploaded using multipart/form-data. Thumbnails can't be reused and can be only uploaded as a new file, so you can pass „attach://<file_attach_name>“ if the thumbnail was uploaded using multipart/form-data under <file_attach_name>. *More information on Sending Files »*
- `caption` – Animation caption (may also be used when resending animation by *file_id*), 0-1024 characters after entities parsing
- `parse_mode` – Mode for parsing entities in the animation caption. See formatting options for more details.
- `caption_entities` – A JSON-serialized list of special entities that appear in the caption, which can be specified instead of *parse_mode*
- `has_spoiler` – Pass `True` if the animation needs to be covered with a spoiler animation
- `disable_notification` – Sends the message silently. Users will receive a notification with no sound.
- `protect_content` – Protects the contents of the sent message from forwarding and saving
- `reply_parameters` – Description of the message to reply to
- `reply_markup` – Additional interface options. A JSON-serialized object for an inline keyboard, custom reply keyboard, instructions to remove reply keyboard or to force a reply from the user.
- `allow_sending_without_reply` – Pass `True` if the message should be sent even if the specified replied-to message is not found
- `reply_to_message_id` – If the message is a reply, ID of the original message

**Повертає**

instance of method *aiogram.methods.send_animation.SendAnimation*

`answer_audio`(*audio: Union[InputFile, str], message_thread_id: Optional[int] = None, caption: Optional[str] = None, parse_mode: Optional[Union[str, Default]] = <Default('parse_mode')>, caption_entities: Optional[List[MessageEntity]] = None, duration: Optional[int] = None, performer: Optional[str] = None, title: Optional[str] = None, thumbnail: Optional[InputFile] = None, disable_notification: Optional[bool] = None, protect_content: Optional[Union[bool, Default]] = <Default('protect_content')>, reply_parameters: Optional[ReplyParameters] = None, reply_markup: Optional[Union[InlineKeyboardMarkup, ReplyKeyboardMarkup, ReplyKeyboardRemove, ForceReply]] = None, allow_sending_without_reply: Optional[bool] = None, reply_to_message_id: Optional[int] = None, **kwargs: Any*) → *SendAudio*

Shortcut for method *aiogram.methods.send_audio.SendAudio* will automatically fill method attributes:

- `chat_id`

Use this method to send audio files, if you want Telegram clients to display them in the music player. Your audio must be in the .MP3 or .M4A format. On success, the sent *aiogram.types.message.Message* is returned. Bots can currently send audio files of up to 50 MB in size, this limit may be changed in the future. For sending voice messages, use the *aiogram.methods.send_voice.SendVoice* method instead.

Source: https://core.telegram.org/bots/api#sendaudio

**Параметри**

- `audio` – Audio file to send. Pass a file_id as String to send an audio file that exists on the Telegram servers (recommended), pass an HTTP URL as a String for Telegram to get an audio file from the Internet, or upload a new one using multipart/form-data. *More information on Sending Files »*
- `message_thread_id` – Unique identifier for the target message thread (topic) of the forum; for forum supergroups only
- `caption` – Audio caption, 0-1024 characters after entities parsing
- `parse_mode` – Mode for parsing entities in the audio caption. See formatting options for more details.
- `caption_entities` – A JSON-serialized list of special entities that appear in the caption, which can be specified instead of *parse_mode*
- `duration` – Duration of the audio in seconds
- `performer` – Performer
- `title` – Track name
- `thumbnail` – Thumbnail of the file sent; can be ignored if thumbnail generation for the file is supported server-side. The thumbnail should be in JPEG format and less than 200 kB in size. A thumbnail's width and height should not exceed 320. Ignored if the file is not uploaded using multipart/form-data. Thumbnails can't be reused and can be only uploaded as a new file, so you can pass „attach://<file_attach_name>“ if the thumbnail was uploaded using multipart/form-data under <file_attach_name>. *More information on Sending Files »*
- `disable_notification` – Sends the message silently. Users will receive a notification with no sound.

- `protect_content` – Protects the contents of the sent message from forwarding and saving
- `reply_parameters` – Description of the message to reply to
- `reply_markup` – Additional interface options. A JSON-serialized object for an inline keyboard, custom reply keyboard, instructions to remove reply keyboard or to force a reply from the user.
- `allow_sending_without_reply` – Pass `True` if the message should be sent even if the specified replied-to message is not found
- `reply_to_message_id` – If the message is a reply, ID of the original message

**Повертає**

instance of method *aiogram.methods.send_audio.SendAudio*

`answer_audio_pm`(*audio: Union[InputFile, str], message_thread_id: Optional[int] = None, caption: Optional[str] = None, parse_mode: Optional[Union[str, Default]] = <Default('parse_mode')>, caption_entities: Optional[List[MessageEntity]] = None, duration: Optional[int] = None, performer: Optional[str] = None, title: Optional[str] = None, thumbnail: Optional[InputFile] = None, disable_notification: Optional[bool] = None, protect_content: Optional[Union[bool, Default]] = <Default('protect_content')>, reply_parameters: Optional[ReplyParameters] = None, reply_markup: Optional[Union[InlineKeyboardMarkup, ReplyKeyboardMarkup, ReplyKeyboardRemove, ForceReply]] = None, allow_sending_without_reply: Optional[bool] = None, reply_to_message_id: Optional[int] = None, **kwargs: Any*) → *SendAudio*

Shortcut for method *aiogram.methods.send_audio.SendAudio* will automatically fill method attributes:

- `chat_id`

Use this method to send audio files, if you want Telegram clients to display them in the music player. Your audio must be in the .MP3 or .M4A format. On success, the sent *aiogram.types.message.Message* is returned. Bots can currently send audio files of up to 50 MB in size, this limit may be changed in the future. For sending voice messages, use the *aiogram.methods.send_voice.SendVoice* method instead.

Source: https://core.telegram.org/bots/api#sendaudio

**Параметри**

- `audio` – Audio file to send. Pass a file_id as String to send an audio file that exists on the Telegram servers (recommended), pass an HTTP URL as a String for Telegram to get an audio file from the Internet, or upload a new one using multipart/form-data. *More information on Sending Files »*
- `message_thread_id` – Unique identifier for the target message thread (topic) of the forum; for forum supergroups only
- `caption` – Audio caption, 0-1024 characters after entities parsing
- `parse_mode` – Mode for parsing entities in the audio caption. See formatting options for more details.
- `caption_entities` – A JSON-serialized list of special entities that appear in the caption, which can be specified instead of *parse_mode*
- `duration` – Duration of the audio in seconds

- `performer` – Performer
- `title` – Track name
- `thumbnail` – Thumbnail of the file sent; can be ignored if thumbnail generation for the file is supported server-side. The thumbnail should be in JPEG format and less than 200 kB in size. A thumbnail's width and height should not exceed 320. Ignored if the file is not uploaded using multipart/form-data. Thumbnails can't be reused and can be only uploaded as a new file, so you can pass „attach://<file_attach_name>" if the thumbnail was uploaded using multipart/form-data under <file_attach_name>. *More information on Sending Files »*
- `disable_notification` – Sends the message silently. Users will receive a notification with no sound.
- `protect_content` – Protects the contents of the sent message from forwarding and saving
- `reply_parameters` – Description of the message to reply to
- `reply_markup` – Additional interface options. A JSON-serialized object for an inline keyboard, custom reply keyboard, instructions to remove reply keyboard or to force a reply from the user.
- `allow_sending_without_reply` – Pass `True` if the message should be sent even if the specified replied-to message is not found
- `reply_to_message_id` – If the message is a reply, ID of the original message

**Повертає**

instance of method *`aiogram.methods.send_audio.SendAudio`*

`answer_contact`(*phone_number: str*, *first_name: str*, *message_thread_id: Optional[int] = None*, *last_name: Optional[str] = None*, *vcard: Optional[str] = None*, *disable_notification: Optional[bool] = None*, *protect_content: Optional[Union[bool, Default]] = <Default('protect_content')>*, *reply_parameters: Optional[ReplyParameters] = None*, *reply_markup: Optional[Union[InlineKeyboardMarkup, ReplyKeyboardMarkup, ReplyKeyboardRemove, ForceReply]] = None*, *allow_sending_without_reply: Optional[bool] = None*, *reply_to_message_id: Optional[int] = None*, ***kwargs: Any*) → *SendContact*

Shortcut for method *`aiogram.methods.send_contact.SendContact`* will automatically fill method attributes:

- `chat_id`

Use this method to send phone contacts. On success, the sent *`aiogram.types.message.Message`* is returned.

Source: https://core.telegram.org/bots/api#sendcontact

**Параметри**

- `phone_number` – Contact's phone number
- `first_name` – Contact's first name
- `message_thread_id` – Unique identifier for the target message thread (topic) of the forum; for forum supergroups only
- `last_name` – Contact's last name

- `vcard` – Additional data about the contact in the form of a vCard, 0-2048 bytes
- `disable_notification` – Sends the message silently. Users will receive a notification with no sound.
- `protect_content` – Protects the contents of the sent message from forwarding and saving
- `reply_parameters` – Description of the message to reply to
- `reply_markup` – Additional interface options. A JSON-serialized object for an inline keyboard, custom reply keyboard, instructions to remove reply keyboard or to force a reply from the user.
- `allow_sending_without_reply` – Pass `True` if the message should be sent even if the specified replied-to message is not found
- `reply_to_message_id` – If the message is a reply, ID of the original message

**Повертає**

instance of method *aiogram.methods.send_contact.SendContact*

`answer_contact_pm`(*phone_number: str*, *first_name: str*, *message_thread_id: Optional[int] = None*, *last_name: Optional[str] = None*, *vcard: Optional[str] = None*, *disable_notification: Optional[bool] = None*, *protect_content: Optional[Union[bool, Default]] = <Default('protect_content')>*, *reply_parameters: Optional[ReplyParameters] = None*, *reply_markup: Optional[Union[InlineKeyboardMarkup, ReplyKeyboardMarkup, ReplyKeyboardRemove, ForceReply]] = None*, *allow_sending_without_reply: Optional[bool] = None*, *reply_to_message_id: Optional[int] = None*, ***kwargs: Any*) → *SendContact*

Shortcut for method *aiogram.methods.send_contact.SendContact* will automatically fill method attributes:

- `chat_id`

Use this method to send phone contacts. On success, the sent *aiogram.types.message.Message* is returned.

Source: https://core.telegram.org/bots/api#sendcontact

**Параметри**

- `phone_number` – Contact's phone number
- `first_name` – Contact's first name
- `message_thread_id` – Unique identifier for the target message thread (topic) of the forum; for forum supergroups only
- `last_name` – Contact's last name
- `vcard` – Additional data about the contact in the form of a vCard, 0-2048 bytes
- `disable_notification` – Sends the message silently. Users will receive a notification with no sound.
- `protect_content` – Protects the contents of the sent message from forwarding and saving
- `reply_parameters` – Description of the message to reply to

- `reply_markup` – Additional interface options. A JSON-serialized object for an inline keyboard, custom reply keyboard, instructions to remove reply keyboard or to force a reply from the user.
- `allow_sending_without_reply` – Pass `True` if the message should be sent even if the specified replied-to message is not found
- `reply_to_message_id` – If the message is a reply, ID of the original message

**Повертає**

instance of method *aiogram.methods.send_contact.SendContact*

`answer_document`(*document: Union[InputFile, str], message_thread_id: Optional[int] = None, thumbnail: Optional[InputFile] = None, caption: Optional[str] = None, parse_mode: Optional[Union[str, Default]] = <Default('parse_mode')>, caption_entities: Optional[List[MessageEntity]] = None, disable_content_type_detection: Optional[bool] = None, disable_notification: Optional[bool] = None, protect_content: Optional[Union[bool, Default]] = <Default('protect_content')>, reply_parameters: Optional[ReplyParameters] = None, reply_markup: Optional[Union[InlineKeyboardMarkup, ReplyKeyboardMarkup, ReplyKeyboardRemove, ForceReply]] = None, allow_sending_without_reply: Optional[bool] = None, reply_to_message_id: Optional[int] = None, **kwargs: Any*) → *SendDocument*

Shortcut for method *aiogram.methods.send_document.SendDocument* will automatically fill method attributes:

- `chat_id`

Use this method to send general files. On success, the sent *aiogram.types.message.Message* is returned. Bots can currently send files of any type of up to 50 MB in size, this limit may be changed in the future.

Source: https://core.telegram.org/bots/api#senddocument

**Параметри**

- `document` – File to send. Pass a file_id as String to send a file that exists on the Telegram servers (recommended), pass an HTTP URL as a String for Telegram to get a file from the Internet, or upload a new one using multipart/form-data. *More information on Sending Files »*
- `message_thread_id` – Unique identifier for the target message thread (topic) of the forum; for forum supergroups only
- `thumbnail` – Thumbnail of the file sent; can be ignored if thumbnail generation for the file is supported server-side. The thumbnail should be in JPEG format and less than 200 kB in size. A thumbnail's width and height should not exceed 320. Ignored if the file is not uploaded using multipart/form-data. Thumbnails can't be reused and can be only uploaded as a new file, so you can pass „attach://<file_attach_name>“ if the thumbnail was uploaded using multipart/form-data under <file_attach_name>. *More information on Sending Files »*
- `caption` – Document caption (may also be used when resending documents by *file_id*), 0-1024 characters after entities parsing
- `parse_mode` – Mode for parsing entities in the document caption. See formatting options for more details.
- `caption_entities` – A JSON-serialized list of special entities that appear in the caption, which can be specified instead of *parse_mode*

- `disable_content_type_detection` – Disables automatic server-side content type detection for files uploaded using multipart/form-data
- `disable_notification` – Sends the message silently. Users will receive a notification with no sound.
- `protect_content` – Protects the contents of the sent message from forwarding and saving
- `reply_parameters` – Description of the message to reply to
- `reply_markup` – Additional interface options. A JSON-serialized object for an inline keyboard, custom reply keyboard, instructions to remove reply keyboard or to force a reply from the user.
- `allow_sending_without_reply` – Pass `True` if the message should be sent even if the specified replied-to message is not found
- `reply_to_message_id` – If the message is a reply, ID of the original message

**Повертає**

instance of method *`aiogram.methods.send_document.SendDocument`*

`answer_document_pm(`*document: Union[InputFile, str], message_thread_id: Optional[int] = None, thumbnail: Optional[InputFile] = None, caption: Optional[str] = None, parse_mode: Optional[Union[str, Default]] = <Default('parse_mode')>, caption_entities: Optional[List[MessageEntity]] = None, disable_content_type_detection: Optional[bool] = None, disable_notification: Optional[bool] = None, protect_content: Optional[Union[bool, Default]] = <Default('protect_content')>, reply_parameters: Optional[ReplyParameters] = None, reply_markup: Optional[Union[InlineKeyboardMarkup, ReplyKeyboardMarkup, ReplyKeyboardRemove, ForceReply]] = None, allow_sending_without_reply: Optional[bool] = None, reply_to_message_id: Optional[int] = None, **kwargs: Any*`) → *SendDocument*

Shortcut for method *`aiogram.methods.send_document.SendDocument`* will automatically fill method attributes:

- `chat_id`

Use this method to send general files. On success, the sent *`aiogram.types.message.Message`* is returned. Bots can currently send files of any type of up to 50 MB in size, this limit may be changed in the future.

Source: https://core.telegram.org/bots/api#senddocument

**Параметри**

- `document` – File to send. Pass a file_id as String to send a file that exists on the Telegram servers (recommended), pass an HTTP URL as a String for Telegram to get a file from the Internet, or upload a new one using multipart/form-data. *More information on Sending Files »*
- `message_thread_id` – Unique identifier for the target message thread (topic) of the forum; for forum supergroups only
- `thumbnail` – Thumbnail of the file sent; can be ignored if thumbnail generation for the file is supported server-side. The thumbnail should be in JPEG format and less than 200 kB in size. A thumbnail's width and height should not exceed 320. Ignored if the file is not uploaded using multipart/form-data. Thumbnails can't be reused and can be only uploaded as a new file, so you can pass „attach://<file_attach_name>“ if the thumbnail was uploaded using

multipart/form-data under <file_attach_name>. *More information on Sending Files »*

- `caption` – Document caption (may also be used when resending documents by *file_id*), 0-1024 characters after entities parsing
- `parse_mode` – Mode for parsing entities in the document caption. See formatting options for more details.
- `caption_entities` – A JSON-serialized list of special entities that appear in the caption, which can be specified instead of *parse_mode*
- `disable_content_type_detection` – Disables automatic server-side content type detection for files uploaded using multipart/form-data
- `disable_notification` – Sends the message silently. Users will receive a notification with no sound.
- `protect_content` – Protects the contents of the sent message from forwarding and saving
- `reply_parameters` – Description of the message to reply to
- `reply_markup` – Additional interface options. A JSON-serialized object for an inline keyboard, custom reply keyboard, instructions to remove reply keyboard or to force a reply from the user.
- `allow_sending_without_reply` – Pass `True` if the message should be sent even if the specified replied-to message is not found
- `reply_to_message_id` – If the message is a reply, ID of the original message

**Повертає**

instance of method *`aiogram.methods.send_document.SendDocument`*

`answer_game`(*game_short_name: str*, *message_thread_id: Optional[int] = None*, *disable_notification: Optional[bool] = None*, *protect_content: Optional[Union[bool, Default]] = <Default('protect_content')>*, *reply_parameters: Optional[ReplyParameters] = None*, *reply_markup: Optional[InlineKeyboardMarkup] = None*, *allow_sending_without_reply: Optional[bool] = None*, *reply_to_message_id: Optional[int] = None*, ***kwargs: Any*) → *SendGame*

Shortcut for method *`aiogram.methods.send_game.SendGame`* will automatically fill method attributes:

- `chat_id`

Use this method to send a game. On success, the sent *`aiogram.types.message.Message`* is returned.

Source: https://core.telegram.org/bots/api#sendgame

**Параметри**

- `game_short_name` – Short name of the game, serves as the unique identifier for the game. Set up your games via @BotFather.
- `message_thread_id` – Unique identifier for the target message thread (topic) of the forum; for forum supergroups only
- `disable_notification` – Sends the message silently. Users will receive a notification with no sound.
- `protect_content` – Protects the contents of the sent message from forwarding and saving

- `reply_parameters` – Description of the message to reply to
- `reply_markup` – A JSON-serialized object for an inline keyboard. If empty, one „Play game_title“ button will be shown. If not empty, the first button must launch the game.
- `allow_sending_without_reply` – Pass `True` if the message should be sent even if the specified replied-to message is not found
- `reply_to_message_id` – If the message is a reply, ID of the original message

**Повертає**
instance of method *aiogram.methods.send_game.SendGame*

`answer_game_pm(`*game_short_name: str, message_thread_id: Optional[int] = None, disable_notification: Optional[bool] = None, protect_content: Optional[Union[bool, Default]] = <Default('protect_content')>, reply_parameters: Optional[ReplyParameters] = None, reply_markup: Optional[InlineKeyboardMarkup] = None, allow_sending_without_reply: Optional[bool] = None, reply_to_message_id: Optional[int] = None, **kwargs: Any*`) → *SendGame*`

Shortcut for method *aiogram.methods.send_game.SendGame* will automatically fill method attributes:

- `chat_id`

Use this method to send a game. On success, the sent *aiogram.types.message.Message* is returned.

Source: https://core.telegram.org/bots/api#sendgame

**Параметри**

- `game_short_name` – Short name of the game, serves as the unique identifier for the game. Set up your games via @BotFather.
- `message_thread_id` – Unique identifier for the target message thread (topic) of the forum; for forum supergroups only
- `disable_notification` – Sends the message silently. Users will receive a notification with no sound.
- `protect_content` – Protects the contents of the sent message from forwarding and saving
- `reply_parameters` – Description of the message to reply to
- `reply_markup` – A JSON-serialized object for an inline keyboard. If empty, one „Play game_title“ button will be shown. If not empty, the first button must launch the game.
- `allow_sending_without_reply` – Pass `True` if the message should be sent even if the specified replied-to message is not found
- `reply_to_message_id` – If the message is a reply, ID of the original message

**Повертає**
instance of method *aiogram.methods.send_game.SendGame*

answer_invoice(*title: str, description: str, payload: str, provider_token: str, currency: str, prices: List[LabeledPrice], message_thread_id: Optional[int] = None, max_tip_amount: Optional[int] = None, suggested_tip_amounts: Optional[List[int]] = None, start_parameter: Optional[str] = None, provider_data: Optional[str] = None, photo_url: Optional[str] = None, photo_size: Optional[int] = None, photo_width: Optional[int] = None, photo_height: Optional[int] = None, need_name: Optional[bool] = None, need_phone_number: Optional[bool] = None, need_email: Optional[bool] = None, need_shipping_address: Optional[bool] = None, send_phone_number_to_provider: Optional[bool] = None, send_email_to_provider: Optional[bool] = None, is_flexible: Optional[bool] = None, disable_notification: Optional[bool] = None, protect_content: Optional[Union[bool, Default]] = <Default('protect_content')>, reply_parameters: Optional[ReplyParameters] = None, reply_markup: Optional[InlineKeyboardMarkup] = None, allow_sending_without_reply: Optional[bool] = None, reply_to_message_id: Optional[int] = None, **kwargs: Any*) → *SendInvoice*

Shortcut for method *aiogram.methods.send_invoice.SendInvoice* will automatically fill method attributes:

- chat_id

Use this method to send invoices. On success, the sent *aiogram.types.message.Message* is returned.

Source: https://core.telegram.org/bots/api#sendinvoice

**Параметри**

- title – Product name, 1-32 characters
- description – Product description, 1-255 characters
- payload – Bot-defined invoice payload, 1-128 bytes. This will not be displayed to the user, use for your internal processes.
- provider_token – Payment provider token, obtained via @BotFather
- currency – Three-letter ISO 4217 currency code, see more on currencies
- prices – Price breakdown, a JSON-serialized list of components (e.g. product price, tax, discount, delivery cost, delivery tax, bonus, etc.)
- message_thread_id – Unique identifier for the target message thread (topic) of the forum; for forum supergroups only
- max_tip_amount – The maximum accepted amount for tips in the *smallest units* of the currency (integer, **not** float/double). For example, for a maximum tip of US$ 1.45 pass max_tip_amount = 145. See the *exp* parameter in currencies.json, it shows the number of digits past the decimal point for each currency (2 for the majority of currencies). Defaults to 0
- suggested_tip_amounts – A JSON-serialized array of suggested amounts of tips in the *smallest units* of the currency (integer, **not** float/double). At most 4 suggested tip amounts can be specified. The suggested tip amounts must be positive, passed in a strictly increased order and must not exceed *max_tip_amount*.
- start_parameter – Unique deep-linking parameter. If left empty, **forwarded copies** of the sent message will have a *Pay* button, allowing multiple users to pay directly from the forwarded message, using the same invoice. If non-empty, forwarded copies of the sent message will have a *URL* button with a deep link to the bot (instead of a *Pay* button), with the value used as the start parameter

- `provider_data` – JSON-serialized data about the invoice, which will be shared with the payment provider. A detailed description of required fields should be provided by the payment provider.
- `photo_url` – URL of the product photo for the invoice. Can be a photo of the goods or a marketing image for a service. People like it better when they see what they are paying for.
- `photo_size` – Photo size in bytes
- `photo_width` – Photo width
- `photo_height` – Photo height
- `need_name` – Pass `True` if you require the user's full name to complete the order
- `need_phone_number` – Pass `True` if you require the user's phone number to complete the order
- `need_email` – Pass `True` if you require the user's email address to complete the order
- `need_shipping_address` – Pass `True` if you require the user's shipping address to complete the order
- `send_phone_number_to_provider` – Pass `True` if the user's phone number should be sent to provider
- `send_email_to_provider` – Pass `True` if the user's email address should be sent to provider
- `is_flexible` – Pass `True` if the final price depends on the shipping method
- `disable_notification` – Sends the message silently. Users will receive a notification with no sound.
- `protect_content` – Protects the contents of the sent message from forwarding and saving
- `reply_parameters` – Description of the message to reply to
- `reply_markup` – A JSON-serialized object for an inline keyboard. If empty, one „Pay `total price`“ button will be shown. If not empty, the first button must be a Pay button.
- `allow_sending_without_reply` – Pass `True` if the message should be sent even if the specified replied-to message is not found
- `reply_to_message_id` – If the message is a reply, ID of the original message

**Повертає**

instance of method *`aiogram.methods.send_invoice.SendInvoice`*

`answer_invoice_pm`(*title: str, description: str, payload: str, provider_token: str, currency: str, prices: List[LabeledPrice], message_thread_id: Optional[int] = None, max_tip_amount: Optional[int] = None, suggested_tip_amounts: Optional[List[int]] = None, start_parameter: Optional[str] = None, provider_data: Optional[str] = None, photo_url: Optional[str] = None, photo_size: Optional[int] = None, photo_width: Optional[int] = None, photo_height: Optional[int] = None, need_name: Optional[bool] = None, need_phone_number: Optional[bool] = None, need_email: Optional[bool] = None, need_shipping_address: Optional[bool] = None, send_phone_number_to_provider: Optional[bool] = None, send_email_to_provider: Optional[bool] = None, is_flexible: Optional[bool] = None, disable_notification: Optional[bool] = None, protect_content: Optional[Union[bool, Default]] = <Default('protect_content')>, reply_parameters: Optional[ReplyParameters] = None, reply_markup: Optional[InlineKeyboardMarkup] = None, allow_sending_without_reply: Optional[bool] = None, reply_to_message_id: Optional[int] = None, **kwargs: Any*) → *SendInvoice*

Shortcut for method `aiogram.methods.send_invoice.SendInvoice` will automatically fill method attributes:

- `chat_id`

Use this method to send invoices. On success, the sent `aiogram.types.message.Message` is returned.

Source: https://core.telegram.org/bots/api#sendinvoice

**Параметри**

- `title` – Product name, 1-32 characters
- `description` – Product description, 1-255 characters
- `payload` – Bot-defined invoice payload, 1-128 bytes. This will not be displayed to the user, use for your internal processes.
- `provider_token` – Payment provider token, obtained via @BotFather
- `currency` – Three-letter ISO 4217 currency code, see more on currencies
- `prices` – Price breakdown, a JSON-serialized list of components (e.g. product price, tax, discount, delivery cost, delivery tax, bonus, etc.)
- `message_thread_id` – Unique identifier for the target message thread (topic) of the forum; for forum supergroups only
- `max_tip_amount` – The maximum accepted amount for tips in the *smallest units* of the currency (integer, **not** float/double). For example, for a maximum tip of `US$ 1.45` pass `max_tip_amount = 145`. See the *exp* parameter in currencies.json, it shows the number of digits past the decimal point for each currency (2 for the majority of currencies). Defaults to 0
- `suggested_tip_amounts` – A JSON-serialized array of suggested amounts of tips in the *smallest units* of the currency (integer, **not** float/double). At most 4 suggested tip amounts can be specified. The suggested tip amounts must be positive, passed in a strictly increased order and must not exceed *max_tip_amount*.
- `start_parameter` – Unique deep-linking parameter. If left empty, **forwarded copies** of the sent message will have a *Pay* button, allowing multiple users to pay directly from the forwarded message, using the same invoice. If non-empty,

forwarded copies of the sent message will have a *URL* button with a deep link to the bot (instead of a *Pay* button), with the value used as the start parameter

- `provider_data` – JSON-serialized data about the invoice, which will be shared with the payment provider. A detailed description of required fields should be provided by the payment provider.
- `photo_url` – URL of the product photo for the invoice. Can be a photo of the goods or a marketing image for a service. People like it better when they see what they are paying for.
- `photo_size` – Photo size in bytes
- `photo_width` – Photo width
- `photo_height` – Photo height
- `need_name` – Pass `True` if you require the user's full name to complete the order
- `need_phone_number` – Pass `True` if you require the user's phone number to complete the order
- `need_email` – Pass `True` if you require the user's email address to complete the order
- `need_shipping_address` – Pass `True` if you require the user's shipping address to complete the order
- `send_phone_number_to_provider` – Pass `True` if the user's phone number should be sent to provider
- `send_email_to_provider` – Pass `True` if the user's email address should be sent to provider
- `is_flexible` – Pass `True` if the final price depends on the shipping method
- `disable_notification` – Sends the message silently. Users will receive a notification with no sound.
- `protect_content` – Protects the contents of the sent message from forwarding and saving
- `reply_parameters` – Description of the message to reply to
- `reply_markup` – A JSON-serialized object for an inline keyboard. If empty, one „Pay `total price`“ button will be shown. If not empty, the first button must be a Pay button.
- `allow_sending_without_reply` – Pass `True` if the message should be sent even if the specified replied-to message is not found
- `reply_to_message_id` – If the message is a reply, ID of the original message

**Повертає**

instance of method *`aiogram.methods.send_invoice.SendInvoice`*

answer_location(*latitude: float*, *longitude: float*, *message_thread_id: Optional[int] = None*, *horizontal_accuracy: Optional[float] = None*, *live_period: Optional[int] = None*, *heading: Optional[int] = None*, *proximity_alert_radius: Optional[int] = None*, *disable_notification: Optional[bool] = None*, *protect_content: Optional[Union[bool, Default]] = <Default('protect_content')>*, *reply_parameters: Optional[ReplyParameters] = None*, *reply_markup: Optional[Union[InlineKeyboardMarkup, ReplyKeyboardMarkup, ReplyKeyboardRemove, ForceReply]] = None*, *allow_sending_without_reply: Optional[bool] = None*, *reply_to_message_id: Optional[int] = None*, ***kwargs: Any*) → *SendLocation*

Shortcut for method `aiogram.methods.send_location.SendLocation` will automatically fill method attributes:

- `chat_id`

Use this method to send point on the map. On success, the sent `aiogram.types.message.Message` is returned.

Source: https://core.telegram.org/bots/api#sendlocation

**Параметри**

- `latitude` – Latitude of the location
- `longitude` – Longitude of the location
- `message_thread_id` – Unique identifier for the target message thread (topic) of the forum; for forum supergroups only
- `horizontal_accuracy` – The radius of uncertainty for the location, measured in meters; 0-1500
- `live_period` – Period in seconds for which the location will be updated (see Live Locations, should be between 60 and 86400.
- `heading` – For live locations, a direction in which the user is moving, in degrees. Must be between 1 and 360 if specified.
- `proximity_alert_radius` – For live locations, a maximum distance for proximity alerts about approaching another chat member, in meters. Must be between 1 and 100000 if specified.
- `disable_notification` – Sends the message silently. Users will receive a notification with no sound.
- `protect_content` – Protects the contents of the sent message from forwarding and saving
- `reply_parameters` – Description of the message to reply to
- `reply_markup` – Additional interface options. A JSON-serialized object for an inline keyboard, custom reply keyboard, instructions to remove reply keyboard or to force a reply from the user.
- `allow_sending_without_reply` – Pass `True` if the message should be sent even if the specified replied-to message is not found
- `reply_to_message_id` – If the message is a reply, ID of the original message

**Повертає**

instance of method `aiogram.methods.send_location.SendLocation`

`answer_location_pm`(*latitude: float*, *longitude: float*, *message_thread_id: Optional[int] = None*, *horizontal_accuracy: Optional[float] = None*, *live_period: Optional[int] = None*, *heading: Optional[int] = None*, *proximity_alert_radius: Optional[int] = None*, *disable_notification: Optional[bool] = None*, *protect_content: Optional[Union[bool, Default]] = <Default('protect_content')>*, *reply_parameters: Optional[ReplyParameters] = None*, *reply_markup: Optional[Union[InlineKeyboardMarkup, ReplyKeyboardMarkup, ReplyKeyboardRemove, ForceReply]] = None*, *allow_sending_without_reply: Optional[bool] = None*, *reply_to_message_id: Optional[int] = None*, ***kwargs: Any*) → *SendLocation*

Shortcut for method *aiogram.methods.send_location.SendLocation* will automatically fill method attributes:

- `chat_id`

Use this method to send point on the map. On success, the sent *aiogram.types.message.Message* is returned.

Source: https://core.telegram.org/bots/api#sendlocation

**Параметри**

- `latitude` – Latitude of the location
- `longitude` – Longitude of the location
- `message_thread_id` – Unique identifier for the target message thread (topic) of the forum; for forum supergroups only
- `horizontal_accuracy` – The radius of uncertainty for the location, measured in meters; 0-1500
- `live_period` – Period in seconds for which the location will be updated (see Live Locations, should be between 60 and 86400.
- `heading` – For live locations, a direction in which the user is moving, in degrees. Must be between 1 and 360 if specified.
- `proximity_alert_radius` – For live locations, a maximum distance for proximity alerts about approaching another chat member, in meters. Must be between 1 and 100000 if specified.
- `disable_notification` – Sends the message silently. Users will receive a notification with no sound.
- `protect_content` – Protects the contents of the sent message from forwarding and saving
- `reply_parameters` – Description of the message to reply to
- `reply_markup` – Additional interface options. A JSON-serialized object for an inline keyboard, custom reply keyboard, instructions to remove reply keyboard or to force a reply from the user.
- `allow_sending_without_reply` – Pass `True` if the message should be sent even if the specified replied-to message is not found
- `reply_to_message_id` – If the message is a reply, ID of the original message

**Повертає**

instance of method *aiogram.methods.send_location.SendLocation*

answer_media_group(*media: List[Union[InputMediaAudio, InputMediaDocument, InputMediaPhoto, InputMediaVideo]], message_thread_id: Optional[int] = None, disable_notification: Optional[bool] = None, protect_content: Optional[Union[bool, Default]] = <Default('protect_content')>, reply_parameters: Optional[ReplyParameters] = None, allow_sending_without_reply: Optional[bool] = None, reply_to_message_id: Optional[int] = None, **kwargs: Any*) → *SendMediaGroup*

Shortcut for method `aiogram.methods.send_media_group.SendMediaGroup` will automatically fill method attributes:

- `chat_id`

Use this method to send a group of photos, videos, documents or audios as an album. Documents and audio files can be only grouped in an album with messages of the same type. On success, an array of Messages that were sent is returned.

Source: https://core.telegram.org/bots/api#sendmediagroup

**Параметри**

- `media` – A JSON-serialized array describing messages to be sent, must include 2-10 items
- `message_thread_id` – Unique identifier for the target message thread (topic) of the forum; for forum supergroups only
- `disable_notification` – Sends messages silently. Users will receive a notification with no sound.
- `protect_content` – Protects the contents of the sent messages from forwarding and saving
- `reply_parameters` – Description of the message to reply to
- `allow_sending_without_reply` – Pass `True` if the message should be sent even if the specified replied-to message is not found
- `reply_to_message_id` – If the messages are a reply, ID of the original message

**Повертає**

instance of method `aiogram.methods.send_media_group.SendMediaGroup`

answer_media_group_pm(*media: List[Union[InputMediaAudio, InputMediaDocument, InputMediaPhoto, InputMediaVideo]], message_thread_id: Optional[int] = None, disable_notification: Optional[bool] = None, protect_content: Optional[Union[bool, Default]] = <Default('protect_content')>, reply_parameters: Optional[ReplyParameters] = None, allow_sending_without_reply: Optional[bool] = None, reply_to_message_id: Optional[int] = None, **kwargs: Any*) → *SendMediaGroup*

Shortcut for method `aiogram.methods.send_media_group.SendMediaGroup` will automatically fill method attributes:

- `chat_id`

Use this method to send a group of photos, videos, documents or audios as an album. Documents and audio files can be only grouped in an album with messages of the same type. On success, an array of Messages that were sent is returned.

Source: https://core.telegram.org/bots/api#sendmediagroup

**Параметри**

- `media` – A JSON-serialized array describing messages to be sent, must include 2-10 items
- `message_thread_id` – Unique identifier for the target message thread (topic) of the forum; for forum supergroups only
- `disable_notification` – Sends messages silently. Users will receive a notification with no sound.
- `protect_content` – Protects the contents of the sent messages from forwarding and saving
- `reply_parameters` – Description of the message to reply to
- `allow_sending_without_reply` – Pass `True` if the message should be sent even if the specified replied-to message is not found
- `reply_to_message_id` – If the messages are a reply, ID of the original message

**Повертає**

instance of method *aiogram.methods.send_media_group.SendMediaGroup*

`answer_photo`(*photo: Union[InputFile, str], message_thread_id: Optional[int] = None, caption: Optional[str] = None, parse_mode: Optional[Union[str, Default]] = <Default('parse_mode')>, caption_entities: Optional[List[MessageEntity]] = None, has_spoiler: Optional[bool] = None, disable_notification: Optional[bool] = None, protect_content: Optional[Union[bool, Default]] = <Default('protect_content')>, reply_parameters: Optional[ReplyParameters] = None, reply_markup: Optional[Union[InlineKeyboardMarkup, ReplyKeyboardMarkup, ReplyKeyboardRemove, ForceReply]] = None, allow_sending_without_reply: Optional[bool] = None, reply_to_message_id: Optional[int] = None, **kwargs: Any*) → *SendPhoto*

Shortcut for method *aiogram.methods.send_photo.SendPhoto* will automatically fill method attributes:

- `chat_id`

Use this method to send photos. On success, the sent *aiogram.types.message.Message* is returned.

Source: https://core.telegram.org/bots/api#sendphoto

**Параметри**

- `photo` – Photo to send. Pass a file_id as String to send a photo that exists on the Telegram servers (recommended), pass an HTTP URL as a String for Telegram to get a photo from the Internet, or upload a new photo using multipart/form-data. The photo must be at most 10 MB in size. The photo's width and height must not exceed 10000 in total. Width and height ratio must be at most 20. *More information on Sending Files »*
- `message_thread_id` – Unique identifier for the target message thread (topic) of the forum; for forum supergroups only
- `caption` – Photo caption (may also be used when resending photos by *file_id*), 0-1024 characters after entities parsing
- `parse_mode` – Mode for parsing entities in the photo caption. See formatting options for more details.
- `caption_entities` – A JSON-serialized list of special entities that appear in the caption, which can be specified instead of *parse_mode*

- `has_spoiler` – Pass `True` if the photo needs to be covered with a spoiler animation
- `disable_notification` – Sends the message silently. Users will receive a notification with no sound.
- `protect_content` – Protects the contents of the sent message from forwarding and saving
- `reply_parameters` – Description of the message to reply to
- `reply_markup` – Additional interface options. A JSON-serialized object for an inline keyboard, custom reply keyboard, instructions to remove reply keyboard or to force a reply from the user.
- `allow_sending_without_reply` – Pass `True` if the message should be sent even if the specified replied-to message is not found
- `reply_to_message_id` – If the message is a reply, ID of the original message

**Повертає**

instance of method *`aiogram.methods.send_photo.SendPhoto`*

`answer_photo_pm`(*photo: Union[InputFile, str], message_thread_id: Optional[int] = None, caption: Optional[str] = None, parse_mode: Optional[Union[str, Default]] = <Default('parse_mode')>, caption_entities: Optional[List[MessageEntity]] = None, has_spoiler: Optional[bool] = None, disable_notification: Optional[bool] = None, protect_content: Optional[Union[bool, Default]] = <Default('protect_content')>, reply_parameters: Optional[ReplyParameters] = None, reply_markup: Optional[Union[InlineKeyboardMarkup, ReplyKeyboardMarkup, ReplyKeyboardRemove, ForceReply]] = None, allow_sending_without_reply: Optional[bool] = None, reply_to_message_id: Optional[int] = None, **kwargs: Any*) → *SendPhoto*

Shortcut for method *`aiogram.methods.send_photo.SendPhoto`* will automatically fill method attributes:

- `chat_id`

Use this method to send photos. On success, the sent *`aiogram.types.message.Message`* is returned.

Source: https://core.telegram.org/bots/api#sendphoto

**Параметри**

- `photo` – Photo to send. Pass a file_id as String to send a photo that exists on the Telegram servers (recommended), pass an HTTP URL as a String for Telegram to get a photo from the Internet, or upload a new photo using multipart/form-data. The photo must be at most 10 MB in size. The photo's width and height must not exceed 10000 in total. Width and height ratio must be at most 20. *More information on Sending Files »*
- `message_thread_id` – Unique identifier for the target message thread (topic) of the forum; for forum supergroups only
- `caption` – Photo caption (may also be used when resending photos by *file_id*), 0-1024 characters after entities parsing
- `parse_mode` – Mode for parsing entities in the photo caption. See formatting options for more details.
- `caption_entities` – A JSON-serialized list of special entities that appear in the caption, which can be specified instead of *parse_mode*

- `has_spoiler` – Pass `True` if the photo needs to be covered with a spoiler animation
- `disable_notification` – Sends the message silently. Users will receive a notification with no sound.
- `protect_content` – Protects the contents of the sent message from forwarding and saving
- `reply_parameters` – Description of the message to reply to
- `reply_markup` – Additional interface options. A JSON-serialized object for an inline keyboard, custom reply keyboard, instructions to remove reply keyboard or to force a reply from the user.
- `allow_sending_without_reply` – Pass `True` if the message should be sent even if the specified replied-to message is not found
- `reply_to_message_id` – If the message is a reply, ID of the original message

**Повертає**

instance of method *`aiogram.methods.send_photo.SendPhoto`*

`answer_poll`(*question: str, options: List[str], message_thread_id: Optional[int] = None, is_anonymous: Optional[bool] = None, type: Optional[str] = None, allows_multiple_answers: Optional[bool] = None, correct_option_id: Optional[int] = None, explanation: Optional[str] = None, explanation_parse_mode: Optional[Union[str, Default]] = <Default('parse_mode')>, explanation_entities: Optional[List[MessageEntity]] = None, open_period: Optional[int] = None, close_date: Optional[Union[datetime.datetime, datetime.timedelta, int]] = None, is_closed: Optional[bool] = None, disable_notification: Optional[bool] = None, protect_content: Optional[Union[bool, Default]] = <Default('protect_content')>, reply_parameters: Optional[ReplyParameters] = None, reply_markup: Optional[Union[InlineKeyboardMarkup, ReplyKeyboardMarkup, ReplyKeyboardRemove, ForceReply]] = None, allow_sending_without_reply: Optional[bool] = None, reply_to_message_id: Optional[int] = None, **kwargs: Any*) → *SendPoll*

Shortcut for method *`aiogram.methods.send_poll.SendPoll`* will automatically fill method attributes:

- `chat_id`

Use this method to send a native poll. On success, the sent *`aiogram.types.message.Message`* is returned.

Source: https://core.telegram.org/bots/api#sendpoll

**Параметри**

- `question` – Poll question, 1-300 characters
- `options` – A JSON-serialized list of answer options, 2-10 strings 1-100 characters each
- `message_thread_id` – Unique identifier for the target message thread (topic) of the forum; for forum supergroups only
- `is_anonymous` – `True`, if the poll needs to be anonymous, defaults to `True`
- `type` – Poll type, „quiz“ or „regular“, defaults to „regular“
- `allows_multiple_answers` – `True`, if the poll allows multiple answers, ignored for polls in quiz mode, defaults to `False`

- `correct_option_id` – 0-based identifier of the correct answer option, required for polls in quiz mode
- `explanation` – Text that is shown when a user chooses an incorrect answer or taps on the lamp icon in a quiz-style poll, 0-200 characters with at most 2 line feeds after entities parsing
- `explanation_parse_mode` – Mode for parsing entities in the explanation. See formatting options for more details.
- `explanation_entities` – A JSON-serialized list of special entities that appear in the poll explanation, which can be specified instead of *parse_mode*
- `open_period` – Amount of time in seconds the poll will be active after creation, 5-600. Can't be used together with *close_date*.
- `close_date` – Point in time (Unix timestamp) when the poll will be automatically closed. Must be at least 5 and no more than 600 seconds in the future. Can't be used together with *open_period*.
- `is_closed` – Pass `True` if the poll needs to be immediately closed. This can be useful for poll preview.
- `disable_notification` – Sends the message silently. Users will receive a notification with no sound.
- `protect_content` – Protects the contents of the sent message from forwarding and saving
- `reply_parameters` – Description of the message to reply to
- `reply_markup` – Additional interface options. A JSON-serialized object for an inline keyboard, custom reply keyboard, instructions to remove reply keyboard or to force a reply from the user.
- `allow_sending_without_reply` – Pass `True` if the message should be sent even if the specified replied-to message is not found
- `reply_to_message_id` – If the message is a reply, ID of the original message

**Повертає**

instance of method *`aiogram.methods.send_poll.SendPoll`*

`answer_poll_pm`(*question: str, options: List[str], message_thread_id: Optional[int] = None, is_anonymous: Optional[bool] = None, type: Optional[str] = None, allows_multiple_answers: Optional[bool] = None, correct_option_id: Optional[int] = None, explanation: Optional[str] = None, explanation_parse_mode: Optional[Union[str, Default]] = <Default('parse_mode')>, explanation_entities: Optional[List[MessageEntity]] = None, open_period: Optional[int] = None, close_date: Optional[Union[datetime.datetime, datetime.timedelta, int]] = None, is_closed: Optional[bool] = None, disable_notification: Optional[bool] = None, protect_content: Optional[Union[bool, Default]] = <Default('protect_content')>, reply_parameters: Optional[ReplyParameters] = None, reply_markup: Optional[Union[InlineKeyboardMarkup, ReplyKeyboardMarkup, ReplyKeyboardRemove, ForceReply]] = None, allow_sending_without_reply: Optional[bool] = None, reply_to_message_id: Optional[int] = None, **kwargs: Any*) → *SendPoll*

Shortcut for method *`aiogram.methods.send_poll.SendPoll`* will automatically fill method attributes:

- `chat_id`

Use this method to send a native poll. On success, the sent *aiogram.types.message.Message* is returned.

Source: https://core.telegram.org/bots/api#sendpoll

**Параметри**

- `question` – Poll question, 1-300 characters
- `options` – A JSON-serialized list of answer options, 2-10 strings 1-100 characters each
- `message_thread_id` – Unique identifier for the target message thread (topic) of the forum; for forum supergroups only
- `is_anonymous` – `True`, if the poll needs to be anonymous, defaults to `True`
- `type` – Poll type, „quiz“ or „regular“, defaults to „regular“
- `allows_multiple_answers` – `True`, if the poll allows multiple answers, ignored for polls in quiz mode, defaults to `False`
- `correct_option_id` – 0-based identifier of the correct answer option, required for polls in quiz mode
- `explanation` – Text that is shown when a user chooses an incorrect answer or taps on the lamp icon in a quiz-style poll, 0-200 characters with at most 2 line feeds after entities parsing
- `explanation_parse_mode` – Mode for parsing entities in the explanation. See formatting options for more details.
- `explanation_entities` – A JSON-serialized list of special entities that appear in the poll explanation, which can be specified instead of *parse_mode*
- `open_period` – Amount of time in seconds the poll will be active after creation, 5-600. Can't be used together with *close_date*.
- `close_date` – Point in time (Unix timestamp) when the poll will be automatically closed. Must be at least 5 and no more than 600 seconds in the future. Can't be used together with *open_period*.
- `is_closed` – Pass `True` if the poll needs to be immediately closed. This can be useful for poll preview.
- `disable_notification` – Sends the message silently. Users will receive a notification with no sound.
- `protect_content` – Protects the contents of the sent message from forwarding and saving
- `reply_parameters` – Description of the message to reply to
- `reply_markup` – Additional interface options. A JSON-serialized object for an inline keyboard, custom reply keyboard, instructions to remove reply keyboard or to force a reply from the user.
- `allow_sending_without_reply` – Pass `True` if the message should be sent even if the specified replied-to message is not found
- `reply_to_message_id` – If the message is a reply, ID of the original message

**Повертає**

instance of method *aiogram.methods.send_poll.SendPoll*

`answer_dice`(*message_thread_id: Optional[int] = None*, *emoji: Optional[str] = None*, *disable_notification: Optional[bool] = None*, *protect_content: Optional[Union[bool, Default]] = <Default('protect_content')>*, *reply_parameters: Optional[ReplyParameters] = None*, *reply_markup: Optional[Union[InlineKeyboardMarkup, ReplyKeyboardMarkup, ReplyKeyboardRemove, ForceReply]] = None*, *allow_sending_without_reply: Optional[bool] = None*, *reply_to_message_id: Optional[int] = None*, ***kwargs: Any*) → *SendDice*

Shortcut for method *aiogram.methods.send_dice.SendDice* will automatically fill method attributes:

- `chat_id`

Use this method to send an animated emoji that will display a random value. On success, the sent *aiogram.types.message.Message* is returned.

Source: https://core.telegram.org/bots/api#senddice

**Параметри**

- `message_thread_id` – Unique identifier for the target message thread (topic) of the forum; for forum supergroups only
- `emoji` – Emoji on which the dice throw animation is based. Currently, must be one of „“, „“, „“, „“, „“, or „“. Dice can have values 1-6 for „“, „“ and „“, values 1-5 for „“ and „“, and values 1-64 for „“. Defaults to „“
- `disable_notification` – Sends the message silently. Users will receive a notification with no sound.
- `protect_content` – Protects the contents of the sent message from forwarding
- `reply_parameters` – Description of the message to reply to
- `reply_markup` – Additional interface options. A JSON-serialized object for an inline keyboard, custom reply keyboard, instructions to remove reply keyboard or to force a reply from the user.
- `allow_sending_without_reply` – Pass `True` if the message should be sent even if the specified replied-to message is not found
- `reply_to_message_id` – If the message is a reply, ID of the original message

**Повертає**

instance of method *aiogram.methods.send_dice.SendDice*

`answer_dice_pm`(*message_thread_id: Optional[int] = None*, *emoji: Optional[str] = None*, *disable_notification: Optional[bool] = None*, *protect_content: Optional[Union[bool, Default]] = <Default('protect_content')>*, *reply_parameters: Optional[ReplyParameters] = None*, *reply_markup: Optional[Union[InlineKeyboardMarkup, ReplyKeyboardMarkup, ReplyKeyboardRemove, ForceReply]] = None*, *allow_sending_without_reply: Optional[bool] = None*, *reply_to_message_id: Optional[int] = None*, ***kwargs: Any*) → *SendDice*

Shortcut for method *aiogram.methods.send_dice.SendDice* will automatically fill method attributes:

- `chat_id`

Use this method to send an animated emoji that will display a random value. On success, the sent *aiogram.types.message.Message* is returned.

Source: https://core.telegram.org/bots/api#senddice

**Параметри**

- `message_thread_id` – Unique identifier for the target message thread (topic) of the forum; for forum supergroups only
- `emoji` – Emoji on which the dice throw animation is based. Currently, must be one of „“, „“, „“, „“, „“, or „“. Dice can have values 1-6 for „“, „“ and „“, values 1-5 for „“ and „“, and values 1-64 for „“. Defaults to „“
- `disable_notification` – Sends the message silently. Users will receive a notification with no sound.
- `protect_content` – Protects the contents of the sent message from forwarding
- `reply_parameters` – Description of the message to reply to
- `reply_markup` – Additional interface options. A JSON-serialized object for an inline keyboard, custom reply keyboard, instructions to remove reply keyboard or to force a reply from the user.
- `allow_sending_without_reply` – Pass `True` if the message should be sent even if the specified replied-to message is not found
- `reply_to_message_id` – If the message is a reply, ID of the original message

**Повертає**

instance of method *`aiogram.methods.send_dice.SendDice`*

`answer_sticker`(*sticker: Union[InputFile, str], message_thread_id: Optional[int] = None, emoji: Optional[str] = None, disable_notification: Optional[bool] = None, protect_content: Optional[Union[bool, Default]] = <Default('protect_content')>, reply_parameters: Optional[ReplyParameters] = None, reply_markup: Optional[Union[InlineKeyboardMarkup, ReplyKeyboardMarkup, ReplyKeyboardRemove, ForceReply]] = None, allow_sending_without_reply: Optional[bool] = None, reply_to_message_id: Optional[int] = None, **kwargs: Any*) → *SendSticker*

Shortcut for method *`aiogram.methods.send_sticker.SendSticker`* will automatically fill method attributes:

- `chat_id`

Use this method to send static .WEBP, animated .TGS, or video .WEBM stickers. On success, the sent *`aiogram.types.message.Message`* is returned.

Source: https://core.telegram.org/bots/api#sendsticker

**Параметри**

- `sticker` – Sticker to send. Pass a file_id as String to send a file that exists on the Telegram servers (recommended), pass an HTTP URL as a String for Telegram to get a .WEBP sticker from the Internet, or upload a new .WEBP or .TGS sticker using multipart/form-data. *More information on Sending Files »*. Video stickers can only be sent by a file_id. Animated stickers can't be sent via an HTTP URL.
- `message_thread_id` – Unique identifier for the target message thread (topic) of the forum; for forum supergroups only
- `emoji` – Emoji associated with the sticker; only for just uploaded stickers
- `disable_notification` – Sends the message silently. Users will receive a notification with no sound.

- `protect_content` – Protects the contents of the sent message from forwarding and saving
- `reply_parameters` – Description of the message to reply to
- `reply_markup` – Additional interface options. A JSON-serialized object for an inline keyboard, custom reply keyboard, instructions to remove reply keyboard or to force a reply from the user.
- `allow_sending_without_reply` – Pass `True` if the message should be sent even if the specified replied-to message is not found
- `reply_to_message_id` – If the message is a reply, ID of the original message

**Повертає**

instance of method *`aiogram.methods.send_sticker.SendSticker`*

`answer_sticker_pm`(*sticker: Union[InputFile, str], message_thread_id: Optional[int] = None, emoji: Optional[str] = None, disable_notification: Optional[bool] = None, protect_content: Optional[Union[bool, Default]] = <Default('protect_content')>, reply_parameters: Optional[ReplyParameters] = None, reply_markup: Optional[Union[InlineKeyboardMarkup, ReplyKeyboardMarkup, ReplyKeyboardRemove, ForceReply]] = None, allow_sending_without_reply: Optional[bool] = None, reply_to_message_id: Optional[int] = None, **kwargs: Any*) → *SendSticker*

Shortcut for method *`aiogram.methods.send_sticker.SendSticker`* will automatically fill method attributes:

- `chat_id`

Use this method to send static .WEBP, animated .TGS, or video .WEBM stickers. On success, the sent *`aiogram.types.message.Message`* is returned.

Source: https://core.telegram.org/bots/api#sendsticker

**Параметри**

- `sticker` – Sticker to send. Pass a file_id as String to send a file that exists on the Telegram servers (recommended), pass an HTTP URL as a String for Telegram to get a .WEBP sticker from the Internet, or upload a new .WEBP or .TGS sticker using multipart/form-data. *More information on Sending Files »*. Video stickers can only be sent by a file_id. Animated stickers can't be sent via an HTTP URL.
- `message_thread_id` – Unique identifier for the target message thread (topic) of the forum; for forum supergroups only
- `emoji` – Emoji associated with the sticker; only for just uploaded stickers
- `disable_notification` – Sends the message silently. Users will receive a notification with no sound.
- `protect_content` – Protects the contents of the sent message from forwarding and saving
- `reply_parameters` – Description of the message to reply to
- `reply_markup` – Additional interface options. A JSON-serialized object for an inline keyboard, custom reply keyboard, instructions to remove reply keyboard or to force a reply from the user.
- `allow_sending_without_reply` – Pass `True` if the message should be sent even if the specified replied-to message is not found

- `reply_to_message_id` – If the message is a reply, ID of the original message

**Повертає**

instance of method *aiogram.methods.send_sticker.SendSticker*

`answer_venue`(*latitude: float*, *longitude: float*, *title: str*, *address: str*, *message_thread_id: Optional[int] = None*, *foursquare_id: Optional[str] = None*, *foursquare_type: Optional[str] = None*, *google_place_id: Optional[str] = None*, *google_place_type: Optional[str] = None*, *disable_notification: Optional[bool] = None*, *protect_content: Optional[Union[bool, Default]] = <Default('protect_content')>*, *reply_parameters: Optional[ReplyParameters] = None*, *reply_markup: Optional[Union[InlineKeyboardMarkup, ReplyKeyboardMarkup, ReplyKeyboardRemove, ForceReply]] = None*, *allow_sending_without_reply: Optional[bool] = None*, *reply_to_message_id: Optional[int] = None*, ***kwargs: Any*) → *SendVenue*

Shortcut for method *aiogram.methods.send_venue.SendVenue* will automatically fill method attributes:

- `chat_id`

Use this method to send information about a venue. On success, the sent *aiogram.types.message.Message* is returned.

Source: https://core.telegram.org/bots/api#sendvenue

**Параметри**

- `latitude` – Latitude of the venue
- `longitude` – Longitude of the venue
- `title` – Name of the venue
- `address` – Address of the venue
- `message_thread_id` – Unique identifier for the target message thread (topic) of the forum; for forum supergroups only
- `foursquare_id` – Foursquare identifier of the venue
- `foursquare_type` – Foursquare type of the venue, if known. (For example, „arts_entertainment/default“, „arts_entertainment/aquarium“ or „food/icecream“.)
- `google_place_id` – Google Places identifier of the venue
- `google_place_type` – Google Places type of the venue. (See supported types.)
- `disable_notification` – Sends the message silently. Users will receive a notification with no sound.
- `protect_content` – Protects the contents of the sent message from forwarding and saving
- `reply_parameters` – Description of the message to reply to
- `reply_markup` – Additional interface options. A JSON-serialized object for an inline keyboard, custom reply keyboard, instructions to remove reply keyboard or to force a reply from the user.
- `allow_sending_without_reply` – Pass `True` if the message should be sent even if the specified replied-to message is not found
- `reply_to_message_id` – If the message is a reply, ID of the original message

**Повертає**
instance of method *aiogram.methods.send_venue.SendVenue*

answer_venue_pm(*latitude: float*, *longitude: float*, *title: str*, *address: str*, *message_thread_id: Optional[int] = None*, *foursquare_id: Optional[str] = None*, *foursquare_type: Optional[str] = None*, *google_place_id: Optional[str] = None*, *google_place_type: Optional[str] = None*, *disable_notification: Optional[bool] = None*, *protect_content: Optional[Union[bool, Default]] = <Default('protect_content')>*, *reply_parameters: Optional[ReplyParameters] = None*, *reply_markup: Optional[Union[InlineKeyboardMarkup, ReplyKeyboardMarkup, ReplyKeyboardRemove, ForceReply]] = None*, *allow_sending_without_reply: Optional[bool] = None*, *reply_to_message_id: Optional[int] = None*, ***kwargs: Any*) → *SendVenue*

Shortcut for method *aiogram.methods.send_venue.SendVenue* will automatically fill method attributes:

- chat_id

Use this method to send information about a venue. On success, the sent *aiogram.types.message.Message* is returned.

Source: https://core.telegram.org/bots/api#sendvenue

**Параметри**

- latitude – Latitude of the venue
- longitude – Longitude of the venue
- title – Name of the venue
- address – Address of the venue
- message_thread_id – Unique identifier for the target message thread (topic) of the forum; for forum supergroups only
- foursquare_id – Foursquare identifier of the venue
- foursquare_type – Foursquare type of the venue, if known. (For example, „arts_entertainment/default“, „arts_entertainment/aquarium“ or „food/icecream“.)
- google_place_id – Google Places identifier of the venue
- google_place_type – Google Places type of the venue. (See supported types.)
- disable_notification – Sends the message silently. Users will receive a notification with no sound.
- protect_content – Protects the contents of the sent message from forwarding and saving
- reply_parameters – Description of the message to reply to
- reply_markup – Additional interface options. A JSON-serialized object for an inline keyboard, custom reply keyboard, instructions to remove reply keyboard or to force a reply from the user.
- allow_sending_without_reply – Pass True if the message should be sent even if the specified replied-to message is not found
- reply_to_message_id – If the message is a reply, ID of the original message

**Повертає**
instance of method *aiogram.methods.send_venue.SendVenue*

`answer_video`(*video: Union[InputFile, str], message_thread_id: Optional[int] = None, duration: Optional[int] = None, width: Optional[int] = None, height: Optional[int] = None, thumbnail: Optional[InputFile] = None, caption: Optional[str] = None, parse_mode: Optional[Union[str, Default]] = <Default('parse_mode')>, caption_entities: Optional[List[MessageEntity]] = None, has_spoiler: Optional[bool] = None, supports_streaming: Optional[bool] = None, disable_notification: Optional[bool] = None, protect_content: Optional[Union[bool, Default]] = <Default('protect_content')>, reply_parameters: Optional[ReplyParameters] = None, reply_markup: Optional[Union[InlineKeyboardMarkup, ReplyKeyboardMarkup, ReplyKeyboardRemove, ForceReply]] = None, allow_sending_without_reply: Optional[bool] = None, reply_to_message_id: Optional[int] = None, **kwargs: Any*) → *SendVideo*

Shortcut for method *aiogram.methods.send_video.SendVideo* will automatically fill method attributes:

- `chat_id`

Use this method to send video files, Telegram clients support MPEG4 videos (other formats may be sent as *aiogram.types.document.Document* ). On success, the sent *aiogram.types.message.Message* is returned. Bots can currently send video files of up to 50 MB in size, this limit may be changed in the future.

Source: https://core.telegram.org/bots/api#sendvideo

**Параметри**

- `video` – Video to send. Pass a file_id as String to send a video that exists on the Telegram servers (recommended), pass an HTTP URL as a String for Telegram to get a video from the Internet, or upload a new video using multipart/form-data. *More information on Sending Files »*
- `message_thread_id` – Unique identifier for the target message thread (topic) of the forum; for forum supergroups only
- `duration` – Duration of sent video in seconds
- `width` – Video width
- `height` – Video height
- `thumbnail` – Thumbnail of the file sent; can be ignored if thumbnail generation for the file is supported server-side. The thumbnail should be in JPEG format and less than 200 kB in size. A thumbnail's width and height should not exceed 320. Ignored if the file is not uploaded using multipart/form-data. Thumbnails can't be reused and can be only uploaded as a new file, so you can pass „attach://<file_attach_name>“ if the thumbnail was uploaded using multipart/form-data under <file_attach_name>. *More information on Sending Files »*
- `caption` – Video caption (may also be used when resending videos by *file_id*), 0-1024 characters after entities parsing
- `parse_mode` – Mode for parsing entities in the video caption. See formatting options for more details.
- `caption_entities` – A JSON-serialized list of special entities that appear in the caption, which can be specified instead of *parse_mode*

- `has_spoiler` – Pass `True` if the video needs to be covered with a spoiler animation
- `supports_streaming` – Pass `True` if the uploaded video is suitable for streaming
- `disable_notification` – Sends the message silently. Users will receive a notification with no sound.
- `protect_content` – Protects the contents of the sent message from forwarding and saving
- `reply_parameters` – Description of the message to reply to
- `reply_markup` – Additional interface options. A JSON-serialized object for an inline keyboard, custom reply keyboard, instructions to remove reply keyboard or to force a reply from the user.
- `allow_sending_without_reply` – Pass `True` if the message should be sent even if the specified replied-to message is not found
- `reply_to_message_id` – If the message is a reply, ID of the original message

**Повертає**

instance of method *aiogram.methods.send_video.SendVideo*

`model_computed_fields: ClassVar[dict[str, ComputedFieldInfo]] = {}`

A dictionary of computed field names and their corresponding *ComputedFieldInfo* objects.

`answer_video_pm(`*video: Union[InputFile, str], message_thread_id: Optional[int] = None, duration: Optional[int] = None, width: Optional[int] = None, height: Optional[int] = None, thumbnail: Optional[InputFile] = None, caption: Optional[str] = None, parse_mode: Optional[Union[str, Default]] = <Default('parse_mode')>, caption_entities: Optional[List[MessageEntity]] = None, has_spoiler: Optional[bool] = None, supports_streaming: Optional[bool] = None, disable_notification: Optional[bool] = None, protect_content: Optional[Union[bool, Default]] = <Default('protect_content')>, reply_parameters: Optional[ReplyParameters] = None, reply_markup: Optional[Union[InlineKeyboardMarkup, ReplyKeyboardMarkup, ReplyKeyboardRemove, ForceReply]] = None, allow_sending_without_reply: Optional[bool] = None, reply_to_message_id: Optional[int] = None, **kwargs: Any*`) → *SendVideo*

Shortcut for method *aiogram.methods.send_video.SendVideo* will automatically fill method attributes:

- `chat_id`

Use this method to send video files, Telegram clients support MPEG4 videos (other formats may be sent as *aiogram.types.document.Document*). On success, the sent *aiogram.types.message.Message* is returned. Bots can currently send video files of up to 50 MB in size, this limit may be changed in the future.

Source: https://core.telegram.org/bots/api#sendvideo

**Параметри**

- `video` – Video to send. Pass a file_id as String to send a video that exists on the Telegram servers (recommended), pass an HTTP URL as a String for Telegram to get a video from the Internet, or upload a new video using multipart/form-data. *More information on Sending Files »*
- `message_thread_id` – Unique identifier for the target message thread (topic) of the forum; for forum supergroups only

- `duration` – Duration of sent video in seconds
- `width` – Video width
- `height` – Video height
- `thumbnail` – Thumbnail of the file sent; can be ignored if thumbnail generation for the file is supported server-side. The thumbnail should be in JPEG format and less than 200 kB in size. A thumbnail's width and height should not exceed 320. Ignored if the file is not uploaded using multipart/form-data. Thumbnails can't be reused and can be only uploaded as a new file, so you can pass „attach://<file_attach_name>" if the thumbnail was uploaded using multipart/form-data under <file_attach_name>. *More information on Sending Files »*
- `caption` – Video caption (may also be used when resending videos by *file_id*), 0-1024 characters after entities parsing
- `parse_mode` – Mode for parsing entities in the video caption. See formatting options for more details.
- `caption_entities` – A JSON-serialized list of special entities that appear in the caption, which can be specified instead of *parse_mode*
- `has_spoiler` – Pass `True` if the video needs to be covered with a spoiler animation
- `supports_streaming` – Pass `True` if the uploaded video is suitable for streaming
- `disable_notification` – Sends the message silently. Users will receive a notification with no sound.
- `protect_content` – Protects the contents of the sent message from forwarding and saving
- `reply_parameters` – Description of the message to reply to
- `reply_markup` – Additional interface options. A JSON-serialized object for an inline keyboard, custom reply keyboard, instructions to remove reply keyboard or to force a reply from the user.
- `allow_sending_without_reply` – Pass `True` if the message should be sent even if the specified replied-to message is not found
- `reply_to_message_id` – If the message is a reply, ID of the original message

**Повертає**

instance of method *`aiogram.methods.send_video.SendVideo`*

`answer_video_note(`*video_note: Union[InputFile, str], message_thread_id: Optional[int] = None, duration: Optional[int] = None, length: Optional[int] = None, thumbnail: Optional[InputFile] = None, disable_notification: Optional[bool] = None, protect_content: Optional[Union[bool, Default]] = <Default('protect_content')>, reply_parameters: Optional[ReplyParameters] = None, reply_markup: Optional[Union[InlineKeyboardMarkup, ReplyKeyboardMarkup, ReplyKeyboardRemove, ForceReply]] = None, allow_sending_without_reply: Optional[bool] = None, reply_to_message_id: Optional[int] = None, **kwargs: Any*`) → `SendVideoNote`

Shortcut for method *`aiogram.methods.send_video_note.SendVideoNote`* will automatically fill method attributes:

- `chat_id`

As of v.4.0, Telegram clients support rounded square MPEG4 videos of up to 1 minute long. Use this method to send video messages. On success, the sent *aiogram.types.message.Message* is returned.

Source: https://core.telegram.org/bots/api#sendvideonote

**Параметри**

- `video_note` – Video note to send. Pass a file_id as String to send a video note that exists on the Telegram servers (recommended) or upload a new video using multipart/form-data. *More information on Sending Files »*. Sending video notes by a URL is currently unsupported
- `message_thread_id` – Unique identifier for the target message thread (topic) of the forum; for forum supergroups only
- `duration` – Duration of sent video in seconds
- `length` – Video width and height, i.e. diameter of the video message
- `thumbnail` – Thumbnail of the file sent; can be ignored if thumbnail generation for the file is supported server-side. The thumbnail should be in JPEG format and less than 200 kB in size. A thumbnail's width and height should not exceed 320. Ignored if the file is not uploaded using multipart/form-data. Thumbnails can't be reused and can be only uploaded as a new file, so you can pass „attach://<file_attach_name>" if the thumbnail was uploaded using multipart/form-data under <file_attach_name>. *More information on Sending Files »*
- `disable_notification` – Sends the message silently. Users will receive a notification with no sound.
- `protect_content` – Protects the contents of the sent message from forwarding and saving
- `reply_parameters` – Description of the message to reply to
- `reply_markup` – Additional interface options. A JSON-serialized object for an inline keyboard, custom reply keyboard, instructions to remove reply keyboard or to force a reply from the user.
- `allow_sending_without_reply` – Pass `True` if the message should be sent even if the specified replied-to message is not found
- `reply_to_message_id` – If the message is a reply, ID of the original message

**Повертає**

instance of method *aiogram.methods.send_video_note.SendVideoNote*

`answer_video_note_pm`(*video_note: Union[InputFile, str], message_thread_id: Optional[int] = None, duration: Optional[int] = None, length: Optional[int] = None, thumbnail: Optional[InputFile] = None, disable_notification: Optional[bool] = None, protect_content: Optional[Union[bool, Default]] = <Default('protect_content')>, reply_parameters: Optional[ReplyParameters] = None, reply_markup: Optional[Union[InlineKeyboardMarkup, ReplyKeyboardMarkup, ReplyKeyboardRemove, ForceReply]] = None, allow_sending_without_reply: Optional[bool] = None, reply_to_message_id: Optional[int] = None, **kwargs: Any*) → *SendVideoNote*

Shortcut for method *aiogram.methods.send_video_note.SendVideoNote* will automatically fill method attributes:

- `chat_id`

As of v.4.0, Telegram clients support rounded square MPEG4 videos of up to 1 minute long. Use this method to send video messages. On success, the sent *aiogram.types.message.Message* is returned.

Source: https://core.telegram.org/bots/api#sendvideonote

**Параметри**

- `video_note` – Video note to send. Pass a file_id as String to send a video note that exists on the Telegram servers (recommended) or upload a new video using multipart/form-data. *More information on Sending Files »*. Sending video notes by a URL is currently unsupported
- `message_thread_id` – Unique identifier for the target message thread (topic) of the forum; for forum supergroups only
- `duration` – Duration of sent video in seconds
- `length` – Video width and height, i.e. diameter of the video message
- `thumbnail` – Thumbnail of the file sent; can be ignored if thumbnail generation for the file is supported server-side. The thumbnail should be in JPEG format and less than 200 kB in size. A thumbnail's width and height should not exceed 320. Ignored if the file is not uploaded using multipart/form-data. Thumbnails can't be reused and can be only uploaded as a new file, so you can pass „attach://<file_attach_name>" if the thumbnail was uploaded using multipart/form-data under <file_attach_name>. *More information on Sending Files »*
- `disable_notification` – Sends the message silently. Users will receive a notification with no sound.
- `protect_content` – Protects the contents of the sent message from forwarding and saving
- `reply_parameters` – Description of the message to reply to
- `reply_markup` – Additional interface options. A JSON-serialized object for an inline keyboard, custom reply keyboard, instructions to remove reply keyboard or to force a reply from the user.
- `allow_sending_without_reply` – Pass `True` if the message should be sent even if the specified replied-to message is not found
- `reply_to_message_id` – If the message is a reply, ID of the original message

**Повертає**

instance of method *aiogram.methods.send_video_note.SendVideoNote*

`answer_voice(`*voice: Union[InputFile, str], message_thread_id: Optional[int] = None, caption: Optional[str] = None, parse_mode: Optional[Union[str, Default]] = <Default('parse_mode')>, caption_entities: Optional[List[MessageEntity]] = None, duration: Optional[int] = None, disable_notification: Optional[bool] = None, protect_content: Optional[Union[bool, Default]] = <Default('protect_content')>, reply_parameters: Optional[ReplyParameters] = None, reply_markup: Optional[Union[InlineKeyboardMarkup, ReplyKeyboardMarkup, ReplyKeyboardRemove, ForceReply]] = None, allow_sending_without_reply: Optional[bool] = None, reply_to_message_id: Optional[int] = None, **kwargs: Any*`)` → *SendVoice*

Shortcut for method *aiogram.methods.send_voice.SendVoice* will automatically fill method attributes:

- chat_id

Use this method to send audio files, if you want Telegram clients to display the file as a playable voice message. For this to work, your audio must be in an .OGG file encoded with OPUS (other formats may be sent as *aiogram.types.audio.Audio* or *aiogram.types.document.Document* ). On success, the sent *aiogram.types.message.Message* is returned. Bots can currently send voice messages of up to 50 MB in size, this limit may be changed in the future.

Source: https://core.telegram.org/bots/api#sendvoice

**Параметри**

- voice – Audio file to send. Pass a file_id as String to send a file that exists on the Telegram servers (recommended), pass an HTTP URL as a String for Telegram to get a file from the Internet, or upload a new one using multipart/form-data. *More information on Sending Files »*
- message_thread_id – Unique identifier for the target message thread (topic) of the forum; for forum supergroups only
- caption – Voice message caption, 0-1024 characters after entities parsing
- parse_mode – Mode for parsing entities in the voice message caption. See formatting options for more details.
- caption_entities – A JSON-serialized list of special entities that appear in the caption, which can be specified instead of *parse_mode*
- duration – Duration of the voice message in seconds
- disable_notification – Sends the message silently. Users will receive a notification with no sound.
- protect_content – Protects the contents of the sent message from forwarding and saving
- reply_parameters – Description of the message to reply to
- reply_markup – Additional interface options. A JSON-serialized object for an inline keyboard, custom reply keyboard, instructions to remove reply keyboard or to force a reply from the user.
- allow_sending_without_reply – Pass True if the message should be sent even if the specified replied-to message is not found
- reply_to_message_id – If the message is a reply, ID of the original message

**Повертає**

instance of method *aiogram.methods.send_voice.SendVoice*

answer_voice_pm(*voice: Union[InputFile, str], message_thread_id: Optional[int] = None, caption: Optional[str] = None, parse_mode: Optional[Union[str, Default]] = <Default('parse_mode')>, caption_entities: Optional[List[MessageEntity]] = None, duration: Optional[int] = None, disable_notification: Optional[bool] = None, protect_content: Optional[Union[bool, Default]] = <Default('protect_content')>, reply_parameters: Optional[ReplyParameters] = None, reply_markup: Optional[Union[InlineKeyboardMarkup, ReplyKeyboardMarkup, ReplyKeyboardRemove, ForceReply]] = None, allow_sending_without_reply: Optional[bool] = None, reply_to_message_id: Optional[int] = None, **kwargs: Any*) → *SendVoice*

Shortcut for method *aiogram.methods.send_voice.SendVoice* will automatically fill method attributes:

- chat_id

Use this method to send audio files, if you want Telegram clients to display the file as a playable voice message. For this to work, your audio must be in an .OGG file encoded with OPUS (other formats may be sent as *aiogram.types.audio.Audio* or *aiogram.types.document.Document* ). On success, the sent *aiogram.types.message.Message* is returned. Bots can currently send voice messages of up to 50 MB in size, this limit may be changed in the future.

Source: https://core.telegram.org/bots/api#sendvoice

**Параметри**

- voice – Audio file to send. Pass a file_id as String to send a file that exists on the Telegram servers (recommended), pass an HTTP URL as a String for Telegram to get a file from the Internet, or upload a new one using multipart/form-data. *More information on Sending Files »*
- message_thread_id – Unique identifier for the target message thread (topic) of the forum; for forum supergroups only
- caption – Voice message caption, 0-1024 characters after entities parsing
- parse_mode – Mode for parsing entities in the voice message caption. See formatting options for more details.
- caption_entities – A JSON-serialized list of special entities that appear in the caption, which can be specified instead of *parse_mode*
- duration – Duration of the voice message in seconds
- disable_notification – Sends the message silently. Users will receive a notification with no sound.
- protect_content – Protects the contents of the sent message from forwarding and saving
- reply_parameters – Description of the message to reply to
- reply_markup – Additional interface options. A JSON-serialized object for an inline keyboard, custom reply keyboard, instructions to remove reply keyboard or to force a reply from the user.
- allow_sending_without_reply – Pass True if the message should be sent even if the specified replied-to message is not found
- reply_to_message_id – If the message is a reply, ID of the original message

**Повертає**

instance of method *aiogram.methods.send_voice.SendVoice*

### ChatLocation

`class aiogram.types.chat_location.ChatLocation(*, location: Location, address: str, **extra_data: Any)`

Represents a location to which a chat is connected.

Source: https://core.telegram.org/bots/api#chatlocation

`location: Location`

The location to which the supergroup is connected. Can't be a live location.

`model_computed_fields: ClassVar[dict[str, ComputedFieldInfo]] = {}`

A dictionary of computed field names and their corresponding *ComputedFieldInfo* objects.

`address: str`

Location address; 1-64 characters, as defined by the chat owner

### ChatMember

`class aiogram.types.chat_member.ChatMember(**extra_data: Any)`

This object contains information about one member of a chat. Currently, the following 6 types of chat members are supported:

- *aiogram.types.chat_member_owner.ChatMemberOwner*
- *aiogram.types.chat_member_administrator.ChatMemberAdministrator*
- *aiogram.types.chat_member_member.ChatMemberMember*
- *aiogram.types.chat_member_restricted.ChatMemberRestricted*
- *aiogram.types.chat_member_left.ChatMemberLeft*
- *aiogram.types.chat_member_banned.ChatMemberBanned*

Source: https://core.telegram.org/bots/api#chatmember

`model_computed_fields: ClassVar[dict[str, ComputedFieldInfo]] = {}`

A dictionary of computed field names and their corresponding *ComputedFieldInfo* objects.

### ChatMemberAdministrator

class aiogram.types.chat_member_administrator.ChatMemberAdministrator(*, status: Literal[ChatMemberStatus.ADMINISTRA = ChatMemberStatus.ADMINISTRATOR, user: User, can_be_edited: bool, is_anonymous: bool, can_manage_chat: bool, can_delete_messages: bool, can_manage_video_chats: bool, can_restrict_members: bool, can_promote_members: bool, can_change_info: bool, can_invite_users: bool, can_post_stories: bool, can_edit_stories: bool, can_delete_stories: bool, can_post_messages: bool | None = None, can_edit_messages: bool | None = None, can_pin_messages: bool | None = None, can_manage_topics: bool | None = None, custom_title: str | None = None, **extra_data: Any)

Represents a chat member that has some additional privileges.

Source: https://core.telegram.org/bots/api#chatmemberadministrator

status: Literal[ChatMemberStatus.ADMINISTRATOR]

The member's status in the chat, always „administrator"

user: *User*

Information about the user

can_be_edited: bool

True, if the bot is allowed to edit administrator privileges of that user

is_anonymous: bool

True, if the user's presence in the chat is hidden

can_manage_chat: bool

True, if the administrator can access the chat event log, get boost list, see hidden supergroup and channel members, report spam messages and ignore slow mode. Implied by any other administrator privilege.

`can_delete_messages: bool`

`True`, if the administrator can delete messages of other users

`can_manage_video_chats: bool`

`True`, if the administrator can manage video chats

`can_restrict_members: bool`

`True`, if the administrator can restrict, ban or unban chat members, or access supergroup statistics

`can_promote_members: bool`

`True`, if the administrator can add new administrators with a subset of their own privileges or demote administrators that they have promoted, directly or indirectly (promoted by administrators that were appointed by the user)

`can_change_info: bool`

`True`, if the user is allowed to change the chat title, photo and other settings

`model_computed_fields: ClassVar[dict[str, ComputedFieldInfo]] = {}`

A dictionary of computed field names and their corresponding *ComputedFieldInfo* objects.

`can_invite_users: bool`

`True`, if the user is allowed to invite new users to the chat

`can_post_stories: bool`

`True`, if the administrator can post stories to the chat

`can_edit_stories: bool`

`True`, if the administrator can edit stories posted by other users

`can_delete_stories: bool`

`True`, if the administrator can delete stories posted by other users

`can_post_messages: bool | None`

*Optional*. `True`, if the administrator can post messages in the channel, or access channel statistics; channels only

`can_edit_messages: bool | None`

*Optional*. `True`, if the administrator can edit messages of other users and can pin messages; channels only

`can_pin_messages: bool | None`

*Optional*. `True`, if the user is allowed to pin messages; groups and supergroups only

`can_manage_topics: bool | None`

*Optional*. `True`, if the user is allowed to create, rename, close, and reopen forum topics; supergroups only

`custom_title: str | None`

*Optional*. Custom title for this user

### ChatMemberBanned

`class aiogram.types.chat_member_banned.ChatMemberBanned(*, status: Literal[ChatMemberStatus.KICKED] = ChatMemberStatus.KICKED, user: User, until_date: datetime, **extra_data: Any)`

Represents a chat member that was banned in the chat and can't return to the chat or view chat messages.

Source: https://core.telegram.org/bots/api#chatmemberbanned

`status: Literal[ChatMemberStatus.KICKED]`

The member's status in the chat, always „kicked"

`user: User`

Information about the user

`model_computed_fields: ClassVar[dict[str, ComputedFieldInfo]] = {}`

A dictionary of computed field names and their corresponding *ComputedFieldInfo* objects.

`until_date: DateTime`

Date when restrictions will be lifted for this user; Unix time. If 0, then the user is banned forever

### ChatMemberLeft

`class aiogram.types.chat_member_left.ChatMemberLeft(*, status: Literal[ChatMemberStatus.LEFT] = ChatMemberStatus.LEFT, user: User, **extra_data: Any)`

Represents a chat member that isn't currently a member of the chat, but may join it themselves.

Source: https://core.telegram.org/bots/api#chatmemberleft

`status: Literal[ChatMemberStatus.LEFT]`

The member's status in the chat, always „left"

`model_computed_fields: ClassVar[dict[str, ComputedFieldInfo]] = {}`

A dictionary of computed field names and their corresponding *ComputedFieldInfo* objects.

`user: User`

Information about the user

### ChatMemberMember

`class aiogram.types.chat_member_member.ChatMemberMember(*, status: Literal[ChatMemberStatus.MEMBER] = ChatMemberStatus.MEMBER, user: User, **extra_data: Any)`

Represents a chat member that has no additional privileges or restrictions.

Source: https://core.telegram.org/bots/api#chatmembermember

`status: Literal[ChatMemberStatus.MEMBER]`

The member's status in the chat, always „member"

`model_computed_fields: ClassVar[dict[str, ComputedFieldInfo]] = {}`

A dictionary of computed field names and their corresponding *ComputedFieldInfo* objects.

`user: User`

Information about the user

### ChatMemberOwner

`class aiogram.types.chat_member_owner.ChatMemberOwner(*, status: Literal[ChatMemberStatus.CREATOR] = ChatMemberStatus.CREATOR, user: User, is_anonymous: bool, custom_title: str | None = None, **extra_data: Any)`

Represents a chat member that owns the chat and has all administrator privileges.

Source: https://core.telegram.org/bots/api#chatmemberowner

`status: Literal[ChatMemberStatus.CREATOR]`

The member's status in the chat, always „creator“

`user: User`

Information about the user

`model_computed_fields: ClassVar[dict[str, ComputedFieldInfo]] = {}`

A dictionary of computed field names and their corresponding *ComputedFieldInfo* objects.

`is_anonymous: bool`

`True`, if the user's presence in the chat is hidden

`custom_title: str | None`

*Optional*. Custom title for this user

### ChatMemberRestricted

class aiogram.types.chat_member_restricted.ChatMemberRestricted(*, *status: Literal[ChatMemberStatus.RESTRICTED] = ChatMemberStatus.RESTRICTED*, *user: User*, *is_member: bool*, *can_send_messages: bool*, *can_send_audios: bool*, *can_send_documents: bool*, *can_send_photos: bool*, *can_send_videos: bool*, *can_send_video_notes: bool*, *can_send_voice_notes: bool*, *can_send_polls: bool*, *can_send_other_messages: bool*, *can_add_web_page_previews: bool*, *can_change_info: bool*, *can_invite_users: bool*, *can_pin_messages: bool*, *can_manage_topics: bool*, *until_date: datetime*, ***extra_data: Any*)

Represents a chat member that is under certain restrictions in the chat. Supergroups only.

Source: https://core.telegram.org/bots/api#chatmemberrestricted

status: Literal[ChatMemberStatus.RESTRICTED]

The member's status in the chat, always „restricted"

user: *User*

Information about the user

is_member: bool

True, if the user is a member of the chat at the moment of the request

can_send_messages: bool

True, if the user is allowed to send text messages, contacts, giveaways, giveaway winners, invoices, locations and venues

can_send_audios: bool

True, if the user is allowed to send audios

can_send_documents: bool

True, if the user is allowed to send documents

can_send_photos: bool

True, if the user is allowed to send photos

can_send_videos: bool

True, if the user is allowed to send videos

can_send_video_notes: bool

True, if the user is allowed to send video notes

`model_computed_fields: ClassVar[dict[str, ComputedFieldInfo]] = {}`

A dictionary of computed field names and their corresponding *ComputedFieldInfo* objects.

`can_send_voice_notes: bool`

`True`, if the user is allowed to send voice notes

`can_send_polls: bool`

`True`, if the user is allowed to send polls

`can_send_other_messages: bool`

`True`, if the user is allowed to send animations, games, stickers and use inline bots

`can_add_web_page_previews: bool`

`True`, if the user is allowed to add web page previews to their messages

`can_change_info: bool`

`True`, if the user is allowed to change the chat title, photo and other settings

`can_invite_users: bool`

`True`, if the user is allowed to invite new users to the chat

`can_pin_messages: bool`

`True`, if the user is allowed to pin messages

`can_manage_topics: bool`

`True`, if the user is allowed to create forum topics

`until_date: DateTime`

Date when restrictions will be lifted for this user; Unix time. If 0, then the user is restricted forever

### ChatMemberUpdated

`class aiogram.types.chat_member_updated.ChatMemberUpdated(*, chat: Chat, from_user: User, date: datetime, old_chat_member: ChatMemberOwner | ChatMemberAdministrator | ChatMemberMember | ChatMemberRestricted | ChatMemberLeft | ChatMemberBanned, new_chat_member: ChatMemberOwner | ChatMemberAdministrator | ChatMemberMember | ChatMemberRestricted | ChatMemberLeft | ChatMemberBanned, invite_link: ChatInviteLink | None = None, via_chat_folder_invite_link: bool | None = None, **extra_data: Any)`

This object represents changes in the status of a chat member.

Source: https://core.telegram.org/bots/api#chatmemberupdated

`chat: Chat`

Chat the user belongs to

`from_user: User`

Performer of the action, which resulted in the change

`date: DateTime`

Date the change was done in Unix time

`old_chat_member: ChatMemberOwner | ChatMemberAdministrator | ChatMemberMember | ChatMemberRestricted | ChatMemberLeft | ChatMemberBanned`

Previous information about the chat member

`new_chat_member: ChatMemberOwner | ChatMemberAdministrator | ChatMemberMember | ChatMemberRestricted | ChatMemberLeft | ChatMemberBanned`

New information about the chat member

`invite_link: ChatInviteLink | None`

*Optional*. Chat invite link, which was used by the user to join the chat; for joining by invite link events only.

`via_chat_folder_invite_link: bool | None`

*Optional*. True, if the user joined the chat via a chat folder invite link

`answer(`*text: str, message_thread_id: Optional[int] = None, parse_mode: Optional[Union[str, Default]] = <Default('parse_mode')>, entities: Optional[List[MessageEntity]] = None, link_preview_options: Optional[Union[LinkPreviewOptions, Default]] = <Default('link_preview')>, disable_notification: Optional[bool] = None, protect_content: Optional[Union[bool, Default]] = <Default('protect_content')>, reply_parameters: Optional[ReplyParameters] = None, reply_markup: Optional[Union[InlineKeyboardMarkup, ReplyKeyboardMarkup, ReplyKeyboardRemove, ForceReply]] = None, allow_sending_without_reply: Optional[bool] = None, disable_web_page_preview: Optional[Union[bool, Default]] = <Default('link_preview_is_disabled')>, reply_to_message_id: Optional[int] = None, **kwargs: Any*`) → SendMessage`

Shortcut for method `aiogram.methods.send_message.SendMessage` will automatically fill method attributes:

- `chat_id`

Use this method to send text messages. On success, the sent `aiogram.types.message.Message` is returned.

Source: https://core.telegram.org/bots/api#sendmessage

**Параметри**

- `text` – Text of the message to be sent, 1-4096 characters after entities parsing
- `message_thread_id` – Unique identifier for the target message thread (topic) of the forum; for forum supergroups only
- `parse_mode` – Mode for parsing entities in the message text. See formatting options for more details.
- `entities` – A JSON-serialized list of special entities that appear in message text, which can be specified instead of *parse_mode*
- `link_preview_options` – Link preview generation options for the message
- `disable_notification` – Sends the message silently. Users will receive a notification with no sound.

- `protect_content` – Protects the contents of the sent message from forwarding and saving
- `reply_parameters` – Description of the message to reply to
- `reply_markup` – Additional interface options. A JSON-serialized object for an inline keyboard, custom reply keyboard, instructions to remove reply keyboard or to force a reply from the user.
- `allow_sending_without_reply` – Pass `True` if the message should be sent even if the specified replied-to message is not found
- `disable_web_page_preview` – Disables link previews for links in this message
- `reply_to_message_id` – If the message is a reply, ID of the original message

**Повертає**

instance of method *`aiogram.methods.send_message.SendMessage`*

`answer_animation(`*animation: Union[InputFile, str], message_thread_id: Optional[int] = None, duration: Optional[int] = None, width: Optional[int] = None, height: Optional[int] = None, thumbnail: Optional[InputFile] = None, caption: Optional[str] = None, parse_mode: Optional[Union[str, Default]] = <Default('parse_mode')>, caption_entities: Optional[List[MessageEntity]] = None, has_spoiler: Optional[bool] = None, disable_notification: Optional[bool] = None, protect_content: Optional[Union[bool, Default]] = <Default('protect_content')>, reply_parameters: Optional[ReplyParameters] = None, reply_markup: Optional[Union[InlineKeyboardMarkup, ReplyKeyboardMarkup, ReplyKeyboardRemove, ForceReply]] = None, allow_sending_without_reply: Optional[bool] = None, reply_to_message_id: Optional[int] = None, **kwargs: Any*`)` → *SendAnimation*

Shortcut for method *`aiogram.methods.send_animation.SendAnimation`* will automatically fill method attributes:

- `chat_id`

Use this method to send animation files (GIF or H.264/MPEG-4 AVC video without sound). On success, the sent *`aiogram.types.message.Message`* is returned. Bots can currently send animation files of up to 50 MB in size, this limit may be changed in the future.

Source: https://core.telegram.org/bots/api#sendanimation

**Параметри**

- `animation` – Animation to send. Pass a file_id as String to send an animation that exists on the Telegram servers (recommended), pass an HTTP URL as a String for Telegram to get an animation from the Internet, or upload a new animation using multipart/form-data. *More information on Sending Files »*
- `message_thread_id` – Unique identifier for the target message thread (topic) of the forum; for forum supergroups only
- `duration` – Duration of sent animation in seconds
- `width` – Animation width
- `height` – Animation height
- `thumbnail` – Thumbnail of the file sent; can be ignored if thumbnail generation for the file is supported server-side. The thumbnail should be in JPEG format and less than 200 kB in size. A thumbnail's width and height should not exceed 320. Ignored if the file is not uploaded using multipart/form-data.

Thumbnails can't be reused and can be only uploaded as a new file, so you can pass „attach://<file_attach_name>“ if the thumbnail was uploaded using multipart/form-data under <file_attach_name>. *More information on Sending Files »*

- `caption` – Animation caption (may also be used when resending animation by *file_id*), 0-1024 characters after entities parsing
- `parse_mode` – Mode for parsing entities in the animation caption. See formatting options for more details.
- `caption_entities` – A JSON-serialized list of special entities that appear in the caption, which can be specified instead of *parse_mode*
- `has_spoiler` – Pass `True` if the animation needs to be covered with a spoiler animation
- `disable_notification` – Sends the message silently. Users will receive a notification with no sound.
- `protect_content` – Protects the contents of the sent message from forwarding and saving
- `reply_parameters` – Description of the message to reply to
- `reply_markup` – Additional interface options. A JSON-serialized object for an inline keyboard, custom reply keyboard, instructions to remove reply keyboard or to force a reply from the user.
- `allow_sending_without_reply` – Pass `True` if the message should be sent even if the specified replied-to message is not found
- `reply_to_message_id` – If the message is a reply, ID of the original message

**Повертає**

instance of method *`aiogram.methods.send_animation.SendAnimation`*

`answer_audio(`*audio: Union[InputFile, str], message_thread_id: Optional[int] = None, caption: Optional[str] = None, parse_mode: Optional[Union[str, Default]] = <Default('parse_mode')>, caption_entities: Optional[List[MessageEntity]] = None, duration: Optional[int] = None, performer: Optional[str] = None, title: Optional[str] = None, thumbnail: Optional[InputFile] = None, disable_notification: Optional[bool] = None, protect_content: Optional[Union[bool, Default]] = <Default('protect_content')>, reply_parameters: Optional[ReplyParameters] = None, reply_markup: Optional[Union[InlineKeyboardMarkup, ReplyKeyboardMarkup, ReplyKeyboardRemove, ForceReply]] = None, allow_sending_without_reply: Optional[bool] = None, reply_to_message_id: Optional[int] = None, **kwargs: Any*`)` → *SendAudio*

Shortcut for method *`aiogram.methods.send_audio.SendAudio`* will automatically fill method attributes:

- `chat_id`

Use this method to send audio files, if you want Telegram clients to display them in the music player. Your audio must be in the .MP3 or .M4A format. On success, the sent *`aiogram.types.message.Message`* is returned. Bots can currently send audio files of up to 50 MB in size, this limit may be changed in the future. For sending voice messages, use the *`aiogram.methods.send_voice.SendVoice`* method instead.

Source: https://core.telegram.org/bots/api#sendaudio

**Параметри**

- `audio` – Audio file to send. Pass a file_id as String to send an audio file that exists on the Telegram servers (recommended), pass an HTTP URL as a String for Telegram to get an audio file from the Internet, or upload a new one using multipart/form-data. *More information on Sending Files »*
- `message_thread_id` – Unique identifier for the target message thread (topic) of the forum; for forum supergroups only
- `caption` – Audio caption, 0-1024 characters after entities parsing
- `parse_mode` – Mode for parsing entities in the audio caption. See formatting options for more details.
- `caption_entities` – A JSON-serialized list of special entities that appear in the caption, which can be specified instead of *parse_mode*
- `duration` – Duration of the audio in seconds
- `performer` – Performer
- `title` – Track name
- `thumbnail` – Thumbnail of the file sent; can be ignored if thumbnail generation for the file is supported server-side. The thumbnail should be in JPEG format and less than 200 kB in size. A thumbnail's width and height should not exceed 320. Ignored if the file is not uploaded using multipart/form-data. Thumbnails can't be reused and can be only uploaded as a new file, so you can pass „attach://<file_attach_name>" if the thumbnail was uploaded using multipart/form-data under <file_attach_name>. *More information on Sending Files »*
- `disable_notification` – Sends the message silently. Users will receive a notification with no sound.
- `protect_content` – Protects the contents of the sent message from forwarding and saving
- `reply_parameters` – Description of the message to reply to
- `reply_markup` – Additional interface options. A JSON-serialized object for an inline keyboard, custom reply keyboard, instructions to remove reply keyboard or to force a reply from the user.
- `allow_sending_without_reply` – Pass `True` if the message should be sent even if the specified replied-to message is not found
- `reply_to_message_id` – If the message is a reply, ID of the original message

**Повертає**

instance of method *`aiogram.methods.send_audio.SendAudio`*

`answer_contact`(*phone_number: str*, *first_name: str*, *message_thread_id: Optional[int] = None*, *last_name: Optional[str] = None*, *vcard: Optional[str] = None*, *disable_notification: Optional[bool] = None*, *protect_content: Optional[Union[bool, Default]] = <Default('protect_content')>*, *reply_parameters: Optional[ReplyParameters] = None*, *reply_markup: Optional[Union[InlineKeyboardMarkup, ReplyKeyboardMarkup, ReplyKeyboardRemove, ForceReply]] = None*, *allow_sending_without_reply: Optional[bool] = None*, *reply_to_message_id: Optional[int] = None*, ***kwargs: Any*) → *SendContact*

Shortcut for method *`aiogram.methods.send_contact.SendContact`* will automatically fill method attributes:

- chat_id

Use this method to send phone contacts. On success, the sent *aiogram.types.message.Message* is returned.

Source: https://core.telegram.org/bots/api#sendcontact

**Параметри**

- phone_number – Contact's phone number
- first_name – Contact's first name
- message_thread_id – Unique identifier for the target message thread (topic) of the forum; for forum supergroups only
- last_name – Contact's last name
- vcard – Additional data about the contact in the form of a vCard, 0-2048 bytes
- disable_notification – Sends the message silently. Users will receive a notification with no sound.
- protect_content – Protects the contents of the sent message from forwarding and saving
- reply_parameters – Description of the message to reply to
- reply_markup – Additional interface options. A JSON-serialized object for an inline keyboard, custom reply keyboard, instructions to remove reply keyboard or to force a reply from the user.
- allow_sending_without_reply – Pass True if the message should be sent even if the specified replied-to message is not found
- reply_to_message_id – If the message is a reply, ID of the original message

**Повертає**

instance of method *aiogram.methods.send_contact.SendContact*

answer_document(*document: Union[InputFile, str], message_thread_id: Optional[int] = None, thumbnail: Optional[InputFile] = None, caption: Optional[str] = None, parse_mode: Optional[Union[str, Default]] = <Default('parse_mode')>, caption_entities: Optional[List[MessageEntity]] = None, disable_content_type_detection: Optional[bool] = None, disable_notification: Optional[bool] = None, protect_content: Optional[Union[bool, Default]] = <Default('protect_content')>, reply_parameters: Optional[ReplyParameters] = None, reply_markup: Optional[Union[InlineKeyboardMarkup, ReplyKeyboardMarkup, ReplyKeyboardRemove, ForceReply]] = None, allow_sending_without_reply: Optional[bool] = None, reply_to_message_id: Optional[int] = None, **kwargs: Any*) → *SendDocument*

Shortcut for method *aiogram.methods.send_document.SendDocument* will automatically fill method attributes:

- chat_id

Use this method to send general files. On success, the sent *aiogram.types.message.Message* is returned. Bots can currently send files of any type of up to 50 MB in size, this limit may be changed in the future.

Source: https://core.telegram.org/bots/api#senddocument

**Параметри**

- `document` – File to send. Pass a file_id as String to send a file that exists on the Telegram servers (recommended), pass an HTTP URL as a String for Telegram to get a file from the Internet, or upload a new one using multipart/form-data. *More information on Sending Files »*
- `message_thread_id` – Unique identifier for the target message thread (topic) of the forum; for forum supergroups only
- `thumbnail` – Thumbnail of the file sent; can be ignored if thumbnail generation for the file is supported server-side. The thumbnail should be in JPEG format and less than 200 kB in size. A thumbnail's width and height should not exceed 320. Ignored if the file is not uploaded using multipart/form-data. Thumbnails can't be reused and can be only uploaded as a new file, so you can pass „attach://<file_attach_name>" if the thumbnail was uploaded using multipart/form-data under <file_attach_name>. *More information on Sending Files »*
- `caption` – Document caption (may also be used when resending documents by *file_id*), 0-1024 characters after entities parsing
- `parse_mode` – Mode for parsing entities in the document caption. See formatting options for more details.
- `caption_entities` – A JSON-serialized list of special entities that appear in the caption, which can be specified instead of *parse_mode*
- `disable_content_type_detection` – Disables automatic server-side content type detection for files uploaded using multipart/form-data
- `disable_notification` – Sends the message silently. Users will receive a notification with no sound.
- `protect_content` – Protects the contents of the sent message from forwarding and saving
- `reply_parameters` – Description of the message to reply to
- `reply_markup` – Additional interface options. A JSON-serialized object for an inline keyboard, custom reply keyboard, instructions to remove reply keyboard or to force a reply from the user.
- `allow_sending_without_reply` – Pass `True` if the message should be sent even if the specified replied-to message is not found
- `reply_to_message_id` – If the message is a reply, ID of the original message

**Повертає**

instance of method *`aiogram.methods.send_document.SendDocument`*

`answer_game`(*game_short_name: str*, *message_thread_id: Optional[int] = None*, *disable_notification: Optional[bool] = None*, *protect_content: Optional[Union[bool, Default]] = <Default('protect_content')>*, *reply_parameters: Optional[ReplyParameters] = None*, *reply_markup: Optional[InlineKeyboardMarkup] = None*, *allow_sending_without_reply: Optional[bool] = None*, *reply_to_message_id: Optional[int] = None*, ***kwargs: Any*) → *SendGame*

Shortcut for method *`aiogram.methods.send_game.SendGame`* will automatically fill method attributes:

- `chat_id`

Use this method to send a game. On success, the sent *`aiogram.types.message.Message`* is returned.

Source: https://core.telegram.org/bots/api#sendgame

**Параметри**

- `game_short_name` – Short name of the game, serves as the unique identifier for the game. Set up your games via @BotFather.
- `message_thread_id` – Unique identifier for the target message thread (topic) of the forum; for forum supergroups only
- `disable_notification` – Sends the message silently. Users will receive a notification with no sound.
- `protect_content` – Protects the contents of the sent message from forwarding and saving
- `reply_parameters` – Description of the message to reply to
- `reply_markup` – A JSON-serialized object for an inline keyboard. If empty, one „Play game_title“ button will be shown. If not empty, the first button must launch the game.
- `allow_sending_without_reply` – Pass `True` if the message should be sent even if the specified replied-to message is not found
- `reply_to_message_id` – If the message is a reply, ID of the original message

**Повертає**

instance of method *`aiogram.methods.send_game.SendGame`*

`answer_invoice(`*title: str, description: str, payload: str, provider_token: str, currency: str, prices: List[LabeledPrice], message_thread_id: Optional[int] = None, max_tip_amount: Optional[int] = None, suggested_tip_amounts: Optional[List[int]] = None, start_parameter: Optional[str] = None, provider_data: Optional[str] = None, photo_url: Optional[str] = None, photo_size: Optional[int] = None, photo_width: Optional[int] = None, photo_height: Optional[int] = None, need_name: Optional[bool] = None, need_phone_number: Optional[bool] = None, need_email: Optional[bool] = None, need_shipping_address: Optional[bool] = None, send_phone_number_to_provider: Optional[bool] = None, send_email_to_provider: Optional[bool] = None, is_flexible: Optional[bool] = None, disable_notification: Optional[bool] = None, protect_content: Optional[Union[bool, Default]] = <Default('protect_content')>, reply_parameters: Optional[ReplyParameters] = None, reply_markup: Optional[InlineKeyboardMarkup] = None, allow_sending_without_reply: Optional[bool] = None, reply_to_message_id: Optional[int] = None, **kwargs: Any*`)` → *SendInvoice*

Shortcut for method *`aiogram.methods.send_invoice.SendInvoice`* will automatically fill method attributes:

- `chat_id`

Use this method to send invoices. On success, the sent *`aiogram.types.message.Message`* is returned.

Source: https://core.telegram.org/bots/api#sendinvoice

**Параметри**

- `title` – Product name, 1-32 characters
- `description` – Product description, 1-255 characters

- `payload` – Bot-defined invoice payload, 1-128 bytes. This will not be displayed to the user, use for your internal processes.
- `provider_token` – Payment provider token, obtained via @BotFather
- `currency` – Three-letter ISO 4217 currency code, see more on currencies
- `prices` – Price breakdown, a JSON-serialized list of components (e.g. product price, tax, discount, delivery cost, delivery tax, bonus, etc.)
- `message_thread_id` – Unique identifier for the target message thread (topic) of the forum; for forum supergroups only
- `max_tip_amount` – The maximum accepted amount for tips in the *smallest units* of the currency (integer, **not** float/double). For example, for a maximum tip of `US$ 1.45` pass `max_tip_amount = 145`. See the *exp* parameter in currencies.json, it shows the number of digits past the decimal point for each currency (2 for the majority of currencies). Defaults to 0
- `suggested_tip_amounts` – A JSON-serialized array of suggested amounts of tips in the *smallest units* of the currency (integer, **not** float/double). At most 4 suggested tip amounts can be specified. The suggested tip amounts must be positive, passed in a strictly increased order and must not exceed *max_tip_amount*.
- `start_parameter` – Unique deep-linking parameter. If left empty, **forwarded copies** of the sent message will have a *Pay* button, allowing multiple users to pay directly from the forwarded message, using the same invoice. If non-empty, forwarded copies of the sent message will have a *URL* button with a deep link to the bot (instead of a *Pay* button), with the value used as the start parameter
- `provider_data` – JSON-serialized data about the invoice, which will be shared with the payment provider. A detailed description of required fields should be provided by the payment provider.
- `photo_url` – URL of the product photo for the invoice. Can be a photo of the goods or a marketing image for a service. People like it better when they see what they are paying for.
- `photo_size` – Photo size in bytes
- `photo_width` – Photo width
- `photo_height` – Photo height
- `need_name` – Pass `True` if you require the user's full name to complete the order
- `need_phone_number` – Pass `True` if you require the user's phone number to complete the order
- `need_email` – Pass `True` if you require the user's email address to complete the order
- `need_shipping_address` – Pass `True` if you require the user's shipping address to complete the order
- `send_phone_number_to_provider` – Pass `True` if the user's phone number should be sent to provider
- `send_email_to_provider` – Pass `True` if the user's email address should be sent to provider
- `is_flexible` – Pass `True` if the final price depends on the shipping method

- `disable_notification` – Sends the message silently. Users will receive a notification with no sound.
- `protect_content` – Protects the contents of the sent message from forwarding and saving
- `reply_parameters` – Description of the message to reply to
- `reply_markup` – A JSON-serialized object for an inline keyboard. If empty, one „Pay `total price`“ button will be shown. If not empty, the first button must be a Pay button.
- `allow_sending_without_reply` – Pass `True` if the message should be sent even if the specified replied-to message is not found
- `reply_to_message_id` – If the message is a reply, ID of the original message

**Повертає**

instance of method *aiogram.methods.send_invoice.SendInvoice*

`answer_location`(*latitude: float*, *longitude: float*, *message_thread_id: Optional[int] = None*, *horizontal_accuracy: Optional[float] = None*, *live_period: Optional[int] = None*, *heading: Optional[int] = None*, *proximity_alert_radius: Optional[int] = None*, *disable_notification: Optional[bool] = None*, *protect_content: Optional[Union[bool, Default]] = <Default('protect_content')>*, *reply_parameters: Optional[ReplyParameters] = None*, *reply_markup: Optional[Union[InlineKeyboardMarkup, ReplyKeyboardMarkup, ReplyKeyboardRemove, ForceReply]] = None*, *allow_sending_without_reply: Optional[bool] = None*, *reply_to_message_id: Optional[int] = None*, ***kwargs: Any*) → *SendLocation*

Shortcut for method *aiogram.methods.send_location.SendLocation* will automatically fill method attributes:

- `chat_id`

Use this method to send point on the map. On success, the sent *aiogram.types.message.Message* is returned.

Source: https://core.telegram.org/bots/api#sendlocation

**Параметри**

- `latitude` – Latitude of the location
- `longitude` – Longitude of the location
- `message_thread_id` – Unique identifier for the target message thread (topic) of the forum; for forum supergroups only
- `horizontal_accuracy` – The radius of uncertainty for the location, measured in meters; 0-1500
- `live_period` – Period in seconds for which the location will be updated (see Live Locations, should be between 60 and 86400.
- `heading` – For live locations, a direction in which the user is moving, in degrees. Must be between 1 and 360 if specified.
- `proximity_alert_radius` – For live locations, a maximum distance for proximity alerts about approaching another chat member, in meters. Must be between 1 and 100000 if specified.

- `disable_notification` – Sends the message silently. Users will receive a notification with no sound.
- `protect_content` – Protects the contents of the sent message from forwarding and saving
- `reply_parameters` – Description of the message to reply to
- `reply_markup` – Additional interface options. A JSON-serialized object for an inline keyboard, custom reply keyboard, instructions to remove reply keyboard or to force a reply from the user.
- `allow_sending_without_reply` – Pass `True` if the message should be sent even if the specified replied-to message is not found
- `reply_to_message_id` – If the message is a reply, ID of the original message

**Повертає**

instance of method *aiogram.methods.send_location.SendLocation*

`answer_media_group(`*media: List[Union[InputMediaAudio, InputMediaDocument, InputMediaPhoto, InputMediaVideo]], message_thread_id: Optional[int] = None, disable_notification: Optional[bool] = None, protect_content: Optional[Union[bool, Default]] = <Default('protect_content')>, reply_parameters: Optional[ReplyParameters] = None, allow_sending_without_reply: Optional[bool] = None, reply_to_message_id: Optional[int] = None, **kwargs: Any*`) → SendMediaGroup`

Shortcut for method *aiogram.methods.send_media_group.SendMediaGroup* will automatically fill method attributes:

- `chat_id`

Use this method to send a group of photos, videos, documents or audios as an album. Documents and audio files can be only grouped in an album with messages of the same type. On success, an array of Messages that were sent is returned.

Source: https://core.telegram.org/bots/api#sendmediagroup

**Параметри**

- `media` – A JSON-serialized array describing messages to be sent, must include 2-10 items
- `message_thread_id` – Unique identifier for the target message thread (topic) of the forum; for forum supergroups only
- `disable_notification` – Sends messages silently. Users will receive a notification with no sound.
- `protect_content` – Protects the contents of the sent messages from forwarding and saving
- `reply_parameters` – Description of the message to reply to
- `allow_sending_without_reply` – Pass `True` if the message should be sent even if the specified replied-to message is not found
- `reply_to_message_id` – If the messages are a reply, ID of the original message

**Повертає**

instance of method *aiogram.methods.send_media_group.SendMediaGroup*

`answer_photo`(*photo: Union[InputFile, str], message_thread_id: Optional[int] = None, caption: Optional[str] = None, parse_mode: Optional[Union[str, Default]] = <Default('parse_mode')>, caption_entities: Optional[List[MessageEntity]] = None, has_spoiler: Optional[bool] = None, disable_notification: Optional[bool] = None, protect_content: Optional[Union[bool, Default]] = <Default('protect_content')>, reply_parameters: Optional[ReplyParameters] = None, reply_markup: Optional[Union[InlineKeyboardMarkup, ReplyKeyboardMarkup, ReplyKeyboardRemove, ForceReply]] = None, allow_sending_without_reply: Optional[bool] = None, reply_to_message_id: Optional[int] = None, **kwargs: Any*) → *SendPhoto*

Shortcut for method *aiogram.methods.send_photo.SendPhoto* will automatically fill method attributes:

- `chat_id`

Use this method to send photos. On success, the sent *aiogram.types.message.Message* is returned.

Source: https://core.telegram.org/bots/api#sendphoto

**Параметри**

- `photo` – Photo to send. Pass a file_id as String to send a photo that exists on the Telegram servers (recommended), pass an HTTP URL as a String for Telegram to get a photo from the Internet, or upload a new photo using multipart/form-data. The photo must be at most 10 MB in size. The photo's width and height must not exceed 10000 in total. Width and height ratio must be at most 20. *More information on Sending Files »*
- `message_thread_id` – Unique identifier for the target message thread (topic) of the forum; for forum supergroups only
- `caption` – Photo caption (may also be used when resending photos by *file_id*), 0-1024 characters after entities parsing
- `parse_mode` – Mode for parsing entities in the photo caption. See formatting options for more details.
- `caption_entities` – A JSON-serialized list of special entities that appear in the caption, which can be specified instead of *parse_mode*
- `has_spoiler` – Pass `True` if the photo needs to be covered with a spoiler animation
- `disable_notification` – Sends the message silently. Users will receive a notification with no sound.
- `protect_content` – Protects the contents of the sent message from forwarding and saving
- `reply_parameters` – Description of the message to reply to
- `reply_markup` – Additional interface options. A JSON-serialized object for an inline keyboard, custom reply keyboard, instructions to remove reply keyboard or to force a reply from the user.
- `allow_sending_without_reply` – Pass `True` if the message should be sent even if the specified replied-to message is not found
- `reply_to_message_id` – If the message is a reply, ID of the original message

**Повертає**

instance of method *aiogram.methods.send_photo.SendPhoto*

answer_poll(*question: str, options: List[str], message_thread_id: Optional[int] = None, is_anonymous: Optional[bool] = None, type: Optional[str] = None, allows_multiple_answers: Optional[bool] = None, correct_option_id: Optional[int] = None, explanation: Optional[str] = None, explanation_parse_mode: Optional[Union[str, Default]] = <Default('parse_mode')>, explanation_entities: Optional[List[MessageEntity]] = None, open_period: Optional[int] = None, close_date: Optional[Union[datetime.datetime, datetime.timedelta, int]] = None, is_closed: Optional[bool] = None, disable_notification: Optional[bool] = None, protect_content: Optional[Union[bool, Default]] = <Default('protect_content')>, reply_parameters: Optional[ReplyParameters] = None, reply_markup: Optional[Union[InlineKeyboardMarkup, ReplyKeyboardMarkup, ReplyKeyboardRemove, ForceReply]] = None, allow_sending_without_reply: Optional[bool] = None, reply_to_message_id: Optional[int] = None, **kwargs: Any*) → *SendPoll*

Shortcut for method *aiogram.methods.send_poll.SendPoll* will automatically fill method attributes:

- chat_id

Use this method to send a native poll. On success, the sent *aiogram.types.message.Message* is returned.

Source: https://core.telegram.org/bots/api#sendpoll

**Параметри**

- question – Poll question, 1-300 characters
- options – A JSON-serialized list of answer options, 2-10 strings 1-100 characters each
- message_thread_id – Unique identifier for the target message thread (topic) of the forum; for forum supergroups only
- is_anonymous – True, if the poll needs to be anonymous, defaults to True
- type – Poll type, „quiz“ or „regular“, defaults to „regular“
- allows_multiple_answers – True, if the poll allows multiple answers, ignored for polls in quiz mode, defaults to False
- correct_option_id – 0-based identifier of the correct answer option, required for polls in quiz mode
- explanation – Text that is shown when a user chooses an incorrect answer or taps on the lamp icon in a quiz-style poll, 0-200 characters with at most 2 line feeds after entities parsing
- explanation_parse_mode – Mode for parsing entities in the explanation. See formatting options for more details.
- explanation_entities – A JSON-serialized list of special entities that appear in the poll explanation, which can be specified instead of *parse_mode*
- open_period – Amount of time in seconds the poll will be active after creation, 5-600. Can't be used together with *close_date*.
- close_date – Point in time (Unix timestamp) when the poll will be automatically closed. Must be at least 5 and no more than 600 seconds in the future. Can't be used together with *open_period*.
- is_closed – Pass True if the poll needs to be immediately closed. This can be useful for poll preview.

- `disable_notification` – Sends the message silently. Users will receive a notification with no sound.
- `protect_content` – Protects the contents of the sent message from forwarding and saving
- `reply_parameters` – Description of the message to reply to
- `reply_markup` – Additional interface options. A JSON-serialized object for an inline keyboard, custom reply keyboard, instructions to remove reply keyboard or to force a reply from the user.
- `allow_sending_without_reply` – Pass `True` if the message should be sent even if the specified replied-to message is not found
- `reply_to_message_id` – If the message is a reply, ID of the original message

**Повертає**

instance of method *aiogram.methods.send_poll.SendPoll*

`model_computed_fields: ClassVar[dict[str, ComputedFieldInfo]] = {}`

A dictionary of computed field names and their corresponding *ComputedFieldInfo* objects.

`answer_dice(`*message_thread_id: Optional[int] = None, emoji: Optional[str] = None, disable_notification: Optional[bool] = None, protect_content: Optional[Union[bool, Default]] = <Default('protect_content')>, reply_parameters: Optional[ReplyParameters] = None, reply_markup: Optional[Union[InlineKeyboardMarkup, ReplyKeyboardMarkup, ReplyKeyboardRemove, ForceReply]] = None, allow_sending_without_reply: Optional[bool] = None, reply_to_message_id: Optional[int] = None, **kwargs: Any*`) → SendDice`

Shortcut for method *aiogram.methods.send_dice.SendDice* will automatically fill method attributes:

- `chat_id`

Use this method to send an animated emoji that will display a random value. On success, the sent *aiogram.types.message.Message* is returned.

Source: https://core.telegram.org/bots/api#senddice

**Параметри**

- `message_thread_id` – Unique identifier for the target message thread (topic) of the forum; for forum supergroups only
- `emoji` – Emoji on which the dice throw animation is based. Currently, must be one of „“, „“, „“, „“, „“, or „“. Dice can have values 1-6 for „“, „“ and „“, values 1-5 for „“ and „“, and values 1-64 for „“. Defaults to „“
- `disable_notification` – Sends the message silently. Users will receive a notification with no sound.
- `protect_content` – Protects the contents of the sent message from forwarding
- `reply_parameters` – Description of the message to reply to
- `reply_markup` – Additional interface options. A JSON-serialized object for an inline keyboard, custom reply keyboard, instructions to remove reply keyboard or to force a reply from the user.
- `allow_sending_without_reply` – Pass `True` if the message should be sent even if the specified replied-to message is not found

- `reply_to_message_id` – If the message is a reply, ID of the original message

**Повертає**
instance of method *aiogram.methods.send_dice.SendDice*

`answer_sticker`(*sticker: Union[InputFile, str], message_thread_id: Optional[int] = None, emoji: Optional[str] = None, disable_notification: Optional[bool] = None, protect_content: Optional[Union[bool, Default]] = <Default('protect_content')>, reply_parameters: Optional[ReplyParameters] = None, reply_markup: Optional[Union[InlineKeyboardMarkup, ReplyKeyboardMarkup, ReplyKeyboardRemove, ForceReply]] = None, allow_sending_without_reply: Optional[bool] = None, reply_to_message_id: Optional[int] = None, **kwargs: Any*) → *SendSticker*

Shortcut for method *aiogram.methods.send_sticker.SendSticker* will automatically fill method attributes:

- `chat_id`

Use this method to send static .WEBP, animated .TGS, or video .WEBM stickers. On success, the sent *aiogram.types.message.Message* is returned.

Source: https://core.telegram.org/bots/api#sendsticker

**Параметри**

- `sticker` – Sticker to send. Pass a file_id as String to send a file that exists on the Telegram servers (recommended), pass an HTTP URL as a String for Telegram to get a .WEBP sticker from the Internet, or upload a new .WEBP or .TGS sticker using multipart/form-data. *More information on Sending Files »*. Video stickers can only be sent by a file_id. Animated stickers can't be sent via an HTTP URL.
- `message_thread_id` – Unique identifier for the target message thread (topic) of the forum; for forum supergroups only
- `emoji` – Emoji associated with the sticker; only for just uploaded stickers
- `disable_notification` – Sends the message silently. Users will receive a notification with no sound.
- `protect_content` – Protects the contents of the sent message from forwarding and saving
- `reply_parameters` – Description of the message to reply to
- `reply_markup` – Additional interface options. A JSON-serialized object for an inline keyboard, custom reply keyboard, instructions to remove reply keyboard or to force a reply from the user.
- `allow_sending_without_reply` – Pass `True` if the message should be sent even if the specified replied-to message is not found
- `reply_to_message_id` – If the message is a reply, ID of the original message

**Повертає**
instance of method *aiogram.methods.send_sticker.SendSticker*

`answer_venue`(*latitude: float*, *longitude: float*, *title: str*, *address: str*, *message_thread_id: Optional[int] = None*, *foursquare_id: Optional[str] = None*, *foursquare_type: Optional[str] = None*, *google_place_id: Optional[str] = None*, *google_place_type: Optional[str] = None*, *disable_notification: Optional[bool] = None*, *protect_content: Optional[Union[bool, Default]] = <Default('protect_content')>*, *reply_parameters: Optional[ReplyParameters] = None*, *reply_markup: Optional[Union[InlineKeyboardMarkup, ReplyKeyboardMarkup, ReplyKeyboardRemove, ForceReply]] = None*, *allow_sending_without_reply: Optional[bool] = None*, *reply_to_message_id: Optional[int] = None*, ***kwargs: Any*) → *SendVenue*

Shortcut for method *aiogram.methods.send_venue.SendVenue* will automatically fill method attributes:

- `chat_id`

Use this method to send information about a venue. On success, the sent *aiogram.types.message.Message* is returned.

Source: https://core.telegram.org/bots/api#sendvenue

**Параметри**

- `latitude` – Latitude of the venue
- `longitude` – Longitude of the venue
- `title` – Name of the venue
- `address` – Address of the venue
- `message_thread_id` – Unique identifier for the target message thread (topic) of the forum; for forum supergroups only
- `foursquare_id` – Foursquare identifier of the venue
- `foursquare_type` – Foursquare type of the venue, if known. (For example, „arts_entertainment/default“, „arts_entertainment/aquarium“ or „food/icecream“.)
- `google_place_id` – Google Places identifier of the venue
- `google_place_type` – Google Places type of the venue. (See supported types.)
- `disable_notification` – Sends the message silently. Users will receive a notification with no sound.
- `protect_content` – Protects the contents of the sent message from forwarding and saving
- `reply_parameters` – Description of the message to reply to
- `reply_markup` – Additional interface options. A JSON-serialized object for an inline keyboard, custom reply keyboard, instructions to remove reply keyboard or to force a reply from the user.
- `allow_sending_without_reply` – Pass `True` if the message should be sent even if the specified replied-to message is not found
- `reply_to_message_id` – If the message is a reply, ID of the original message

**Повертає**

instance of method *aiogram.methods.send_venue.SendVenue*

`answer_video`(*video: Union[InputFile, str], message_thread_id: Optional[int] = None, duration: Optional[int] = None, width: Optional[int] = None, height: Optional[int] = None, thumbnail: Optional[InputFile] = None, caption: Optional[str] = None, parse_mode: Optional[Union[str, Default]] = <Default('parse_mode')>, caption_entities: Optional[List[MessageEntity]] = None, has_spoiler: Optional[bool] = None, supports_streaming: Optional[bool] = None, disable_notification: Optional[bool] = None, protect_content: Optional[Union[bool, Default]] = <Default('protect_content')>, reply_parameters: Optional[ReplyParameters] = None, reply_markup: Optional[Union[InlineKeyboardMarkup, ReplyKeyboardMarkup, ReplyKeyboardRemove, ForceReply]] = None, allow_sending_without_reply: Optional[bool] = None, reply_to_message_id: Optional[int] = None, **kwargs: Any*) → *SendVideo*

Shortcut for method *aiogram.methods.send_video.SendVideo* will automatically fill method attributes:

- `chat_id`

Use this method to send video files, Telegram clients support MPEG4 videos (other formats may be sent as *aiogram.types.document.Document* ). On success, the sent *aiogram.types.message.Message* is returned. Bots can currently send video files of up to 50 MB in size, this limit may be changed in the future.

Source: https://core.telegram.org/bots/api#sendvideo

**Параметри**

- `video` – Video to send. Pass a file_id as String to send a video that exists on the Telegram servers (recommended), pass an HTTP URL as a String for Telegram to get a video from the Internet, or upload a new video using multipart/form-data. *More information on Sending Files »*
- `message_thread_id` – Unique identifier for the target message thread (topic) of the forum; for forum supergroups only
- `duration` – Duration of sent video in seconds
- `width` – Video width
- `height` – Video height
- `thumbnail` – Thumbnail of the file sent; can be ignored if thumbnail generation for the file is supported server-side. The thumbnail should be in JPEG format and less than 200 kB in size. A thumbnail's width and height should not exceed 320. Ignored if the file is not uploaded using multipart/form-data. Thumbnails can't be reused and can be only uploaded as a new file, so you can pass „attach://<file_attach_name>“ if the thumbnail was uploaded using multipart/form-data under <file_attach_name>. *More information on Sending Files »*
- `caption` – Video caption (may also be used when resending videos by *file_id*), 0-1024 characters after entities parsing
- `parse_mode` – Mode for parsing entities in the video caption. See formatting options for more details.
- `caption_entities` – A JSON-serialized list of special entities that appear in the caption, which can be specified instead of *parse_mode*
- `has_spoiler` – Pass `True` if the video needs to be covered with a spoiler animation
- `supports_streaming` – Pass `True` if the uploaded video is suitable for streaming

- `disable_notification` – Sends the message silently. Users will receive a notification with no sound.
- `protect_content` – Protects the contents of the sent message from forwarding and saving
- `reply_parameters` – Description of the message to reply to
- `reply_markup` – Additional interface options. A JSON-serialized object for an inline keyboard, custom reply keyboard, instructions to remove reply keyboard or to force a reply from the user.
- `allow_sending_without_reply` – Pass `True` if the message should be sent even if the specified replied-to message is not found
- `reply_to_message_id` – If the message is a reply, ID of the original message

**Повертає**

instance of method *`aiogram.methods.send_video.SendVideo`*

`answer_video_note(`*video_note: Union[InputFile, str], message_thread_id: Optional[int] = None, duration: Optional[int] = None, length: Optional[int] = None, thumbnail: Optional[InputFile] = None, disable_notification: Optional[bool] = None, protect_content: Optional[Union[bool, Default]] = <Default('protect_content')>, reply_parameters: Optional[ReplyParameters] = None, reply_markup: Optional[Union[InlineKeyboardMarkup, ReplyKeyboardMarkup, ReplyKeyboardRemove, ForceReply]] = None, allow_sending_without_reply: Optional[bool] = None, reply_to_message_id: Optional[int] = None, **kwargs: Any*`) → *SendVideoNote*

Shortcut for method *`aiogram.methods.send_video_note.SendVideoNote`* will automatically fill method attributes:

- `chat_id`

As of v.4.0, Telegram clients support rounded square MPEG4 videos of up to 1 minute long. Use this method to send video messages. On success, the sent *`aiogram.types.message.Message`* is returned.

Source: https://core.telegram.org/bots/api#sendvideonote

**Параметри**

- `video_note` – Video note to send. Pass a file_id as String to send a video note that exists on the Telegram servers (recommended) or upload a new video using multipart/form-data. *More information on Sending Files »*. Sending video notes by a URL is currently unsupported
- `message_thread_id` – Unique identifier for the target message thread (topic) of the forum; for forum supergroups only
- `duration` – Duration of sent video in seconds
- `length` – Video width and height, i.e. diameter of the video message
- `thumbnail` – Thumbnail of the file sent; can be ignored if thumbnail generation for the file is supported server-side. The thumbnail should be in JPEG format and less than 200 kB in size. A thumbnail's width and height should not exceed 320. Ignored if the file is not uploaded using multipart/form-data. Thumbnails can't be reused and can be only uploaded as a new file, so you can pass „attach://<file_attach_name>“ if the thumbnail was uploaded using multipart/form-data under <file_attach_name>. *More information on Sending Files »*

- `disable_notification` – Sends the message silently. Users will receive a notification with no sound.
- `protect_content` – Protects the contents of the sent message from forwarding and saving
- `reply_parameters` – Description of the message to reply to
- `reply_markup` – Additional interface options. A JSON-serialized object for an inline keyboard, custom reply keyboard, instructions to remove reply keyboard or to force a reply from the user.
- `allow_sending_without_reply` – Pass `True` if the message should be sent even if the specified replied-to message is not found
- `reply_to_message_id` – If the message is a reply, ID of the original message

**Повертає**

instance of method *aiogram.methods.send_video_note.SendVideoNote*

`answer_voice`(*voice: Union[InputFile, str], message_thread_id: Optional[int] = None, caption: Optional[str] = None, parse_mode: Optional[Union[str, Default]] = <Default('parse_mode')>, caption_entities: Optional[List[MessageEntity]] = None, duration: Optional[int] = None, disable_notification: Optional[bool] = None, protect_content: Optional[Union[bool, Default]] = <Default('protect_content')>, reply_parameters: Optional[ReplyParameters] = None, reply_markup: Optional[Union[InlineKeyboardMarkup, ReplyKeyboardMarkup, ReplyKeyboardRemove, ForceReply]] = None, allow_sending_without_reply: Optional[bool] = None, reply_to_message_id: Optional[int] = None, **kwargs: Any*) → *SendVoice*

Shortcut for method *aiogram.methods.send_voice.SendVoice* will automatically fill method attributes:

- `chat_id`

Use this method to send audio files, if you want Telegram clients to display the file as a playable voice message. For this to work, your audio must be in an .OGG file encoded with OPUS (other formats may be sent as *aiogram.types.audio.Audio* or *aiogram.types.document.Document*). On success, the sent *aiogram.types.message.Message* is returned. Bots can currently send voice messages of up to 50 MB in size, this limit may be changed in the future.

Source: https://core.telegram.org/bots/api#sendvoice

**Параметри**

- `voice` – Audio file to send. Pass a file_id as String to send a file that exists on the Telegram servers (recommended), pass an HTTP URL as a String for Telegram to get a file from the Internet, or upload a new one using multipart/form-data. *More information on Sending Files »*
- `message_thread_id` – Unique identifier for the target message thread (topic) of the forum; for forum supergroups only
- `caption` – Voice message caption, 0-1024 characters after entities parsing
- `parse_mode` – Mode for parsing entities in the voice message caption. See formatting options for more details.
- `caption_entities` – A JSON-serialized list of special entities that appear in the caption, which can be specified instead of *parse_mode*
- `duration` – Duration of the voice message in seconds

- `disable_notification` – Sends the message silently. Users will receive a notification with no sound.
- `protect_content` – Protects the contents of the sent message from forwarding and saving
- `reply_parameters` – Description of the message to reply to
- `reply_markup` – Additional interface options. A JSON-serialized object for an inline keyboard, custom reply keyboard, instructions to remove reply keyboard or to force a reply from the user.
- `allow_sending_without_reply` – Pass `True` if the message should be sent even if the specified replied-to message is not found
- `reply_to_message_id` – If the message is a reply, ID of the original message

**Повертає**
instance of method *`aiogram.methods.send_voice.SendVoice`*

### ChatPermissions

`class aiogram.types.chat_permissions.ChatPermissions(*, can_send_messages: bool | None = None, can_send_audios: bool | None = None, can_send_documents: bool | None = None, can_send_photos: bool | None = None, can_send_videos: bool | None = None, can_send_video_notes: bool | None = None, can_send_voice_notes: bool | None = None, can_send_polls: bool | None = None, can_send_other_messages: bool | None = None, can_add_web_page_previews: bool | None = None, can_change_info: bool | None = None, can_invite_users: bool | None = None, can_pin_messages: bool | None = None, can_manage_topics: bool | None = None, **extra_data: Any)`

Describes actions that a non-administrator user is allowed to take in a chat.

Source: https://core.telegram.org/bots/api#chatpermissions

`can_send_messages: bool | None`

*Optional*. `True`, if the user is allowed to send text messages, contacts, giveaways, giveaway winners, invoices, locations and venues

`can_send_audios: bool | None`

*Optional*. `True`, if the user is allowed to send audios

`can_send_documents: bool | None`

*Optional*. `True`, if the user is allowed to send documents

`can_send_photos: bool | None`

*Optional*. `True`, if the user is allowed to send photos

`can_send_videos: bool | None`

*Optional*. `True`, if the user is allowed to send videos

`can_send_video_notes: bool | None`

*Optional*. `True`, if the user is allowed to send video notes

`can_send_voice_notes: bool | None`

*Optional*. `True`, if the user is allowed to send voice notes

`model_computed_fields: ClassVar[dict[str, ComputedFieldInfo]] = {}`

A dictionary of computed field names and their corresponding *ComputedFieldInfo* objects.

`can_send_polls: bool | None`

*Optional*. `True`, if the user is allowed to send polls

`can_send_other_messages: bool | None`

*Optional*. `True`, if the user is allowed to send animations, games, stickers and use inline bots

`can_add_web_page_previews: bool | None`

*Optional*. `True`, if the user is allowed to add web page previews to their messages

`can_change_info: bool | None`

*Optional*. `True`, if the user is allowed to change the chat title, photo and other settings. Ignored in public supergroups

`can_invite_users: bool | None`

*Optional*. `True`, if the user is allowed to invite new users to the chat

`can_pin_messages: bool | None`

*Optional*. `True`, if the user is allowed to pin messages. Ignored in public supergroups

`can_manage_topics: bool | None`

*Optional*. `True`, if the user is allowed to create forum topics. If omitted defaults to the value of can_pin_messages

### ChatPhoto

`class aiogram.types.chat_photo.ChatPhoto(*, small_file_id: str, small_file_unique_id: str, big_file_id: str, big_file_unique_id: str, **extra_data: Any)`

This object represents a chat photo.

Source: https://core.telegram.org/bots/api#chatphoto

`small_file_id: str`

File identifier of small (160x160) chat photo. This file_id can be used only for photo download and only for as long as the photo is not changed.

`small_file_unique_id: str`

Unique file identifier of small (160x160) chat photo, which is supposed to be the same over time and for different bots. Can't be used to download or reuse the file.

`model_computed_fields: ClassVar[dict[str, ComputedFieldInfo]] = {}`

A dictionary of computed field names and their corresponding *ComputedFieldInfo* objects.

`big_file_id: str`

File identifier of big (640x640) chat photo. This file_id can be used only for photo download and only for as long as the photo is not changed.

`big_file_unique_id: str`

Unique file identifier of big (640x640) chat photo, which is supposed to be the same over time and for different bots. Can't be used to download or reuse the file.

### ChatShared

`class aiogram.types.chat_shared.ChatShared(*, request_id: int, chat_id: int, **extra_data: Any)`

This object contains information about the chat whose identifier was shared with the bot using a *aiogram.types.keyboard_button_request_chat.KeyboardButtonRequestChat* button.

Source: https://core.telegram.org/bots/api#chatshared

`request_id: int`

Identifier of the request

`model_computed_fields: ClassVar[dict[str, ComputedFieldInfo]] = {}`

A dictionary of computed field names and their corresponding *ComputedFieldInfo* objects.

`chat_id: int`

Identifier of the shared chat. This number may have more than 32 significant bits and some programming languages may have difficulty/silent defects in interpreting it. But it has at most 52 significant bits, so a 64-bit integer or double-precision float type are safe for storing this identifier. The bot may not have access to the chat and could be unable to use this identifier, unless the chat is already known to the bot by some other means.

### Contact

`class aiogram.types.contact.Contact(*, phone_number: str, first_name: str, last_name: str | None = None, user_id: int | None = None, vcard: str | None = None, **extra_data: Any)`

This object represents a phone contact.

Source: https://core.telegram.org/bots/api#contact

`phone_number: str`

Contact's phone number

`first_name: str`

Contact's first name

`last_name: str | None`

*Optional*. Contact's last name

`model_computed_fields: ClassVar[dict[str, ComputedFieldInfo]] = {}`

A dictionary of computed field names and their corresponding *ComputedFieldInfo* objects.

`user_id: int | None`

*Optional*. Contact's user identifier in Telegram. This number may have more than 32 significant bits and some programming languages may have difficulty/silent defects in interpreting it. But it has at most 52 significant bits, so a 64-bit integer or double-precision float type are safe for storing this identifier.

`vcard: str | None`

*Optional*. Additional data about the contact in the form of a vCard

### Dice

`class aiogram.types.dice.Dice(*, emoji: str, value: int, **extra_data: Any)`

This object represents an animated emoji that displays a random value.

Source: https://core.telegram.org/bots/api#dice

`emoji: str`

Emoji on which the dice throw animation is based

`value: int`

Value of the dice, 1-6 for „“, „“ and „“ base emoji, 1-5 for „“ and „“ base emoji, 1-64 for „“ base emoji

`model_computed_fields: ClassVar[dict[str, ComputedFieldInfo]] = {}`

A dictionary of computed field names and their corresponding *ComputedFieldInfo* objects.

`class aiogram.types.dice.DiceEmoji`

`DICE = ''`

`DART = ''`

`BASKETBALL = ''`

`FOOTBALL = ''`

`SLOT_MACHINE = ''`

`BOWLING = ''`

### Document

`class aiogram.types.document.Document(*, file_id: str, file_unique_id: str, thumbnail: PhotoSize | None = None, file_name: str | None = None, mime_type: str | None = None, file_size: int | None = None, **extra_data: Any)`

This object represents a general file (as opposed to photos, voice messages and audio files).

Source: https://core.telegram.org/bots/api#document

`file_id: str`

Identifier for this file, which can be used to download or reuse the file

`file_unique_id: str`

Unique identifier for this file, which is supposed to be the same over time and for different bots. Can't be used to download or reuse the file.

`thumbnail: PhotoSize | None`

*Optional*. Document thumbnail as defined by sender

`model_computed_fields: ClassVar[dict[str, ComputedFieldInfo]] = {}`

A dictionary of computed field names and their corresponding *ComputedFieldInfo* objects.

`file_name: str | None`

*Optional*. Original filename as defined by sender

`mime_type: str | None`

*Optional*. MIME type of the file as defined by sender

`file_size: int | None`

*Optional*. File size in bytes. It can be bigger than 2^31 and some programming languages may have difficulty/silent defects in interpreting it. But it has at most 52 significant bits, so a signed 64-bit integer or double-precision float type are safe for storing this value.

### ExternalReplyInfo

`class aiogram.types.external_reply_info.ExternalReplyInfo(*, origin: MessageOriginUser | MessageOriginHiddenUser | MessageOriginChat | MessageOriginChannel, chat: Chat | None = None, message_id: int | None = None, link_preview_options: LinkPreviewOptions | None = None, animation: Animation | None = None, audio: Audio | None = None, document: Document | None = None, photo: List[PhotoSize] | None = None, sticker: Sticker | None = None, story: Story | None = None, video: Video | None = None, video_note: VideoNote | None = None, voice: Voice | None = None, has_media_spoiler: bool | None = None, contact: Contact | None = None, dice: Dice | None = None, game: Game | None = None, giveaway: Giveaway | None = None, giveaway_winners: GiveawayWinners | None = None, invoice: Invoice | None = None, location: Location | None = None, poll: Poll | None = None, venue: Venue | None = None, **extra_data: Any)`

This object contains information about a message that is being replied to, which may come from another chat or forum topic.

Source: https://core.telegram.org/bots/api#externalreplyinfo

`origin: MessageOriginUser | MessageOriginHiddenUser | MessageOriginChat | MessageOriginChannel`

Origin of the message replied to by the given message

`chat: Chat | None`

*Optional*. Chat the original message belongs to. Available only if the chat is a supergroup or a channel.

`message_id: int | None`

*Optional*. Unique message identifier inside the original chat. Available only if the original chat is a supergroup or a channel.

`link_preview_options: LinkPreviewOptions | None`

*Optional.* Options used for link preview generation for the original message, if it is a text message

`animation: Animation | None`

*Optional.* Message is an animation, information about the animation

`audio: Audio | None`

*Optional.* Message is an audio file, information about the file

`document: Document | None`

*Optional.* Message is a general file, information about the file

`photo: List[PhotoSize] | None`

*Optional.* Message is a photo, available sizes of the photo

`sticker: Sticker | None`

*Optional.* Message is a sticker, information about the sticker

`story: Story | None`

*Optional.* Message is a forwarded story

`video: Video | None`

*Optional.* Message is a video, information about the video

`video_note: VideoNote | None`

*Optional.* Message is a video note, information about the video message

`model_computed_fields: ClassVar[dict[str, ComputedFieldInfo]] = {}`

A dictionary of computed field names and their corresponding *ComputedFieldInfo* objects.

`voice: Voice | None`

*Optional.* Message is a voice message, information about the file

`has_media_spoiler: bool | None`

*Optional.* `True`, if the message media is covered by a spoiler animation

`contact: Contact | None`

*Optional.* Message is a shared contact, information about the contact

`dice: Dice | None`

*Optional.* Message is a dice with random value

`game: Game | None`

*Optional.* Message is a game, information about the game. More about games »

`giveaway: Giveaway | None`

*Optional.* Message is a scheduled giveaway, information about the giveaway

`giveaway_winners: GiveawayWinners | None`

*Optional.* A giveaway with public winners was completed

`invoice: Invoice | None`

*Optional.* Message is an invoice for a payment, information about the invoice. More about payments »

`location: Location | None`

*Optional.* Message is a shared location, information about the location

`poll: Poll | None`

*Optional*. Message is a native poll, information about the poll

`venue: Venue | None`

*Optional*. Message is a venue, information about the venue

### File

`class aiogram.types.file.File(*, file_id: str, file_unique_id: str, file_size: int | None = None, file_path: str | None = None, **extra_data: Any)`

This object represents a file ready to be downloaded. The file can be downloaded via the link `https://api.telegram.org/file/bot<token>/<file_path>`. It is guaranteed that the link will be valid for at least 1 hour. When the link expires, a new one can be requested by calling *aiogram.methods.get_file.GetFile*.

The maximum file size to download is 20 MB

Source: https://core.telegram.org/bots/api#file

`file_id: str`

Identifier for this file, which can be used to download or reuse the file

`file_unique_id: str`

Unique identifier for this file, which is supposed to be the same over time and for different bots. Can't be used to download or reuse the file.

`model_computed_fields: ClassVar[dict[str, ComputedFieldInfo]] = {}`

A dictionary of computed field names and their corresponding *ComputedFieldInfo* objects.

`file_size: int | None`

*Optional*. File size in bytes. It can be bigger than 2^31 and some programming languages may have difficulty/silent defects in interpreting it. But it has at most 52 significant bits, so a signed 64-bit integer or double-precision float type are safe for storing this value.

`file_path: str | None`

*Optional*. File path. Use `https://api.telegram.org/file/bot<token>/<file_path>` to get the file.

### ForceReply

`class aiogram.types.force_reply.ForceReply(*, force_reply: Literal[True] = True, input_field_placeholder: str | None = None, selective: bool | None = None, **extra_data: Any)`

Upon receiving a message with this object, Telegram clients will display a reply interface to the user (act as if the user has selected the bot's message and tapped „Reply"). This can be extremely useful if you want to create user-friendly step-by-step interfaces without having to sacrifice privacy mode.

**Example:** A poll bot for groups runs in privacy mode (only receives commands, replies to its messages and mentions). There could be two ways to create a new poll:

- Explain the user how to send a command with parameters (e.g. /newpoll question answer1 answer2). May be appealing for hardcore users but lacks modern day polish.
- Guide the user through a step-by-step process. „Please send me your question", „Cool, now let's add the first answer option", „Great. Keep adding answer options, then send /done when you're ready".

The last option is definitely more attractive. And if you use *aiogram.types.force_reply.ForceReply* in your bot's questions, it will receive the user's answers even if it only receives replies, commands and mentions - without any extra work for the user.

Source: https://core.telegram.org/bots/api#forcereply

`force_reply: Literal[True]`

Shows reply interface to the user, as if they manually selected the bot's message and tapped „Reply"

`input_field_placeholder: str | None`

*Optional*. The placeholder to be shown in the input field when the reply is active; 1-64 characters

`model_computed_fields: ClassVar[dict[str, ComputedFieldInfo]] = {}`

A dictionary of computed field names and their corresponding *ComputedFieldInfo* objects.

`selective: bool | None`

*Optional*. Use this parameter if you want to force reply from specific users only. Targets: 1) users that are @mentioned in the *text* of the *aiogram.types.message.Message* object; 2) if the bot's message is a reply to a message in the same chat and forum topic, sender of the original message.

### ForumTopic

`class aiogram.types.forum_topic.ForumTopic(*, message_thread_id: int, name: str, icon_color: int, icon_custom_emoji_id: str | None = None, **extra_data: Any)`

This object represents a forum topic.

Source: https://core.telegram.org/bots/api#forumtopic

`message_thread_id: int`

Unique identifier of the forum topic

`name: str`

Name of the topic

`model_computed_fields: ClassVar[dict[str, ComputedFieldInfo]] = {}`

A dictionary of computed field names and their corresponding *ComputedFieldInfo* objects.

`icon_color: int`

Color of the topic icon in RGB format

`icon_custom_emoji_id: str | None`

*Optional*. Unique identifier of the custom emoji shown as the topic icon

### ForumTopicClosed

`class aiogram.types.forum_topic_closed.ForumTopicClosed(**extra_data: Any)`

This object represents a service message about a forum topic closed in the chat. Currently holds no information.

Source: https://core.telegram.org/bots/api#forumtopicclosed

`model_computed_fields: ClassVar[dict[str, ComputedFieldInfo]] = {}`

A dictionary of computed field names and their corresponding *ComputedFieldInfo* objects.

### ForumTopicCreated

`class aiogram.types.forum_topic_created.ForumTopicCreated(*, name: str, icon_color: int, icon_custom_emoji_id: str | None = None, **extra_data: Any)`

This object represents a service message about a new forum topic created in the chat.

Source: https://core.telegram.org/bots/api#forumtopiccreated

`name: str`

Name of the topic

`icon_color: int`

Color of the topic icon in RGB format

`model_computed_fields: ClassVar[dict[str, ComputedFieldInfo]] = {}`

A dictionary of computed field names and their corresponding *ComputedFieldInfo* objects.

`icon_custom_emoji_id: str | None`

*Optional*. Unique identifier of the custom emoji shown as the topic icon

### ForumTopicEdited

`class aiogram.types.forum_topic_edited.ForumTopicEdited(*, name: str | None = None, icon_custom_emoji_id: str | None = None, **extra_data: Any)`

This object represents a service message about an edited forum topic.

Source: https://core.telegram.org/bots/api#forumtopicedited

`name: str | None`

*Optional*. New name of the topic, if it was edited

`model_computed_fields: ClassVar[dict[str, ComputedFieldInfo]] = {}`

A dictionary of computed field names and their corresponding *ComputedFieldInfo* objects.

`icon_custom_emoji_id: str | None`

*Optional*. New identifier of the custom emoji shown as the topic icon, if it was edited; an empty string if the icon was removed

### ForumTopicReopened

`class aiogram.types.forum_topic_reopened.ForumTopicReopened(**extra_data: Any)`

This object represents a service message about a forum topic reopened in the chat. Currently holds no information.

Source: https://core.telegram.org/bots/api#forumtopicreopened

`model_computed_fields: ClassVar[dict[str, ComputedFieldInfo]] = {}`

A dictionary of computed field names and their corresponding *ComputedFieldInfo* objects.

### GeneralForumTopicHidden

`class aiogram.types.general_forum_topic_hidden.GeneralForumTopicHidden(**extra_data: Any)`

This object represents a service message about General forum topic hidden in the chat. Currently holds no information.

Source: https://core.telegram.org/bots/api#generalforumtopichidden

`model_computed_fields: ClassVar[dict[str, ComputedFieldInfo]] = {}`

A dictionary of computed field names and their corresponding *ComputedFieldInfo* objects.

### GeneralForumTopicUnhidden

`class aiogram.types.general_forum_topic_unhidden.GeneralForumTopicUnhidden(**extra_data: Any)`

This object represents a service message about General forum topic unhidden in the chat. Currently holds no information.

Source: https://core.telegram.org/bots/api#generalforumtopicunhidden

`model_computed_fields: ClassVar[dict[str, ComputedFieldInfo]] = {}`

A dictionary of computed field names and their corresponding *ComputedFieldInfo* objects.

### Giveaway

`class aiogram.types.giveaway.Giveaway(*, chats: List[Chat], winners_selection_date: datetime, winner_count: int, only_new_members: bool | None = None, has_public_winners: bool | None = None, prize_description: str | None = None, country_codes: List[str] | None = None, premium_subscription_month_count: int | None = None, **extra_data: Any)`

This object represents a message about a scheduled giveaway.

Source: https://core.telegram.org/bots/api#giveaway

`chats: List[Chat]`

The list of chats which the user must join to participate in the giveaway

`winners_selection_date: DateTime`

Point in time (Unix timestamp) when winners of the giveaway will be selected

`winner_count: int`

The number of users which are supposed to be selected as winners of the giveaway

`only_new_members: bool | None`

*Optional*. `True`, if only users who join the chats after the giveaway started should be eligible to win

`model_computed_fields: ClassVar[dict[str, ComputedFieldInfo]] = {}`

A dictionary of computed field names and their corresponding *ComputedFieldInfo* objects.

`has_public_winners: bool | None`

*Optional*. `True`, if the list of giveaway winners will be visible to everyone

`prize_description: str | None`

*Optional*. Description of additional giveaway prize

`country_codes: List[str] | None`

*Optional*. A list of two-letter ISO 3166-1 alpha-2 country codes indicating the countries from which eligible users for the giveaway must come. If empty, then all users can participate in the giveaway. Users with a phone number that was bought on Fragment can always participate in giveaways.

`premium_subscription_month_count: int | None`

*Optional*. The number of months the Telegram Premium subscription won from the giveaway will be active for

### GiveawayCompleted

`class aiogram.types.giveaway_completed.GiveawayCompleted(*, winner_count: int, unclaimed_prize_count: int | None = None, giveaway_message: Message | None = None, **extra_data: Any)`

This object represents a service message about the completion of a giveaway without public winners.

Source: https://core.telegram.org/bots/api#giveawaycompleted

`winner_count: int`

Number of winners in the giveaway

`unclaimed_prize_count: int | None`

*Optional*. Number of undistributed prizes

`model_computed_fields: ClassVar[dict[str, ComputedFieldInfo]] = {}`

A dictionary of computed field names and their corresponding *ComputedFieldInfo* objects.

`giveaway_message: Message | None`

*Optional*. Message with the giveaway that was completed, if it wasn't deleted

### GiveawayCreated

`class aiogram.types.giveaway_created.GiveawayCreated(**extra_data: Any)`

This object represents a service message about the creation of a scheduled giveaway. Currently holds no information.

Source: https://core.telegram.org/bots/api#giveawaycreated

`model_computed_fields: ClassVar[dict[str, ComputedFieldInfo]] = {}`

A dictionary of computed field names and their corresponding *ComputedFieldInfo* objects.

### GiveawayWinners

class aiogram.types.giveaway_winners.GiveawayWinners(*, *chat: Chat*, *giveaway_message_id: int*, *winners_selection_date: datetime*, *winner_count: int*, *winners: List[User]*, *additional_chat_count: int | None = None*, *premium_subscription_month_count: int | None = None*, *unclaimed_prize_count: int | None = None*, *only_new_members: bool | None = None*, *was_refunded: bool | None = None*, *prize_description: str | None = None*, ***extra_data: Any*)

This object represents a message about the completion of a giveaway with public winners.

Source: https://core.telegram.org/bots/api#giveawaywinners

`chat: Chat`

The chat that created the giveaway

`giveaway_message_id: int`

Identifier of the message with the giveaway in the chat

`winners_selection_date: DateTime`

Point in time (Unix timestamp) when winners of the giveaway were selected

`winner_count: int`

Total number of winners in the giveaway

`winners: List[User]`

List of up to 100 winners of the giveaway

`additional_chat_count: int | None`

*Optional*. The number of other chats the user had to join in order to be eligible for the giveaway

`model_computed_fields: ClassVar[dict[str, ComputedFieldInfo]] = {}`

A dictionary of computed field names and their corresponding *ComputedFieldInfo* objects.

`premium_subscription_month_count: int | None`

*Optional*. The number of months the Telegram Premium subscription won from the giveaway will be active for

`unclaimed_prize_count: int | None`

*Optional*. Number of undistributed prizes

`only_new_members: bool | None`

*Optional*. `True`, if only users who had joined the chats after the giveaway started were eligible to win

`was_refunded: bool | None`

*Optional*. `True`, if the giveaway was canceled because the payment for it was refunded

`prize_description: str | None`

*Optional*. Description of additional giveaway prize

### InaccessibleMessage

`class aiogram.types.inaccessible_message.InaccessibleMessage(*, chat: Chat, message_id: int, date: Literal[0] = 0, **extra_data: Any)`

This object describes a message that was deleted or is otherwise inaccessible to the bot.

Source: https://core.telegram.org/bots/api#inaccessiblemessage

`chat: Chat`

Chat the message belonged to

`message_id: int`

Unique message identifier inside the chat

`model_computed_fields: ClassVar[dict[str, ComputedFieldInfo]] = {}`

A dictionary of computed field names and their corresponding *ComputedFieldInfo* objects.

`date: Literal[0]`

Always 0. The field can be used to differentiate regular and inaccessible messages.

### InlineKeyboardButton

`class aiogram.types.inline_keyboard_button.InlineKeyboardButton(*, text: str, url: str | None = None, callback_data: str | None = None, web_app: WebAppInfo | None = None, login_url: LoginUrl | None = None, switch_inline_query: str | None = None, switch_inline_query_current_chat: str | None = None, switch_inline_query_chosen_chat: SwitchInlineQueryChosenChat | None = None, callback_game: CallbackGame | None = None, pay: bool | None = None, **extra_data: Any)`

This object represents one button of an inline keyboard. You **must** use exactly one of the optional fields.

Source: https://core.telegram.org/bots/api#inlinekeyboardbutton

`text: str`

Label text on the button

`url: str | None`

*Optional*. HTTP or tg:// URL to be opened when the button is pressed. Links `tg://user?id=<user_id>` can be used to mention a user by their identifier without using a username, if this is allowed by their privacy settings.

`callback_data: str | None`

*Optional*. Data to be sent in a callback query to the bot when button is pressed, 1-64 bytes

`web_app: WebAppInfo | None`

*Optional*. Description of the Web App that will be launched when the user presses the button. The Web App will be able to send an arbitrary message on behalf of the user using the method *aiogram.methods.answer_web_app_query.AnswerWebAppQuery*. Available only in private chats between a user and the bot.

`login_url: LoginUrl | None`

*Optional*. An HTTPS URL used to automatically authorize the user. Can be used as a replacement for the Telegram Login Widget.

`model_computed_fields: ClassVar[dict[str, ComputedFieldInfo]] = {}`

A dictionary of computed field names and their corresponding *ComputedFieldInfo* objects.

`switch_inline_query: str | None`

*Optional*. If set, pressing the button will prompt the user to select one of their chats, open that chat and insert the bot's username and the specified inline query in the input field. May be empty, in which case just the bot's username will be inserted.

`switch_inline_query_current_chat: str | None`

*Optional*. If set, pressing the button will insert the bot's username and the specified inline query in the current chat's input field. May be empty, in which case only the bot's username will be inserted.

`switch_inline_query_chosen_chat: SwitchInlineQueryChosenChat | None`

*Optional*. If set, pressing the button will prompt the user to select one of their chats of the specified type, open that chat and insert the bot's username and the specified inline query in the input field

`callback_game: CallbackGame | None`

*Optional*. Description of the game that will be launched when the user presses the button.

`pay: bool | None`

*Optional*. Specify `True`, to send a Pay button.

### InlineKeyboardMarkup

`class aiogram.types.inline_keyboard_markup.InlineKeyboardMarkup(*, inline_keyboard: List[List[InlineKeyboardButton]], **extra_data: Any)`

This object represents an inline keyboard that appears right next to the message it belongs to.

Source: https://core.telegram.org/bots/api#inlinekeyboardmarkup

`inline_keyboard: List[List[InlineKeyboardButton]]`

Array of button rows, each represented by an Array of *aiogram.types.inline_keyboard_button.InlineKeyboardButton* objects

`model_computed_fields: ClassVar[dict[str, ComputedFieldInfo]] = {}`

A dictionary of computed field names and their corresponding *ComputedFieldInfo* objects.

### InputFile

`class aiogram.types.input_file.InputFile(filename: str | None = None, chunk_size: int = 65536)`

This object represents the contents of a file to be uploaded. Must be posted using multipart/form-data in the usual way that files are uploaded via the browser.

Source: https://core.telegram.org/bots/api#inputfile

`abstract async read(bot: Bot)` → AsyncGenerator[bytes, None]

`class aiogram.types.input_file.BufferedInputFile(file: bytes, filename: str, chunk_size: int = 65536)`

`classmethod from_file(path: str | Path, filename: str | None = None, chunk_size: int = 65536)` → *BufferedInputFile*

Create buffer from file

**Параметри**

- `path` – Path to file
- `filename` – Filename to be propagated to telegram. By default, will be parsed from path
- `chunk_size` – Uploading chunk size

**Повертає**

instance of *BufferedInputFile*

`async read(bot: Bot)` → AsyncGenerator[bytes, None]

`class aiogram.types.input_file.FSInputFile(path: str | Path, filename: str | None = None, chunk_size: int = 65536)`

`async read(bot: Bot)` → AsyncGenerator[bytes, None]

`class aiogram.types.input_file.URLInputFile(url: str, headers: Dict[str, Any] | None = None, filename: str | None = None, chunk_size: int = 65536, timeout: int = 30, bot: 'Bot' | None = None)`

`async read(bot: Bot)` → AsyncGenerator[bytes, None]

### InputMedia

`class aiogram.types.input_media.InputMedia(**extra_data: Any)`

This object represents the content of a media message to be sent. It should be one of

- *aiogram.types.input_media_animation.InputMediaAnimation*
- *aiogram.types.input_media_document.InputMediaDocument*
- *aiogram.types.input_media_audio.InputMediaAudio*
- *aiogram.types.input_media_photo.InputMediaPhoto*
- *aiogram.types.input_media_video.InputMediaVideo*

Source: https://core.telegram.org/bots/api#inputmedia

`model_computed_fields: ClassVar[dict[str, ComputedFieldInfo]] = {}`

A dictionary of computed field names and their corresponding *ComputedFieldInfo* objects.

### InputMediaAnimation

class aiogram.types.input_media_animation.InputMediaAnimation(*, *type: ~typing.Literal[InputMediaType.ANIMATION] = InputMediaType.ANIMATION*, *media: str | ~aiogram.types.input_file.InputFile*, *thumbnail: ~aiogram.types.input_file.InputFile | None = None*, *caption: str | None = None*, *parse_mode: str | ~aiogram.client.default.Default | None = <Default('parse_mode')>*, *caption_entities: ~typing.List[~aiogram.types.message_entity.MessageEn | None = None*, *width: int | None = None*, *height: int | None = None*, *duration: int | None = None*, *has_spoiler: bool | None = None*, ***extra_data: ~typing.Any*)

Represents an animation file (GIF or H.264/MPEG-4 AVC video without sound) to be sent.

Source: https://core.telegram.org/bots/api#inputmediaanimation

`type: Literal[InputMediaType.ANIMATION]`

Type of the result, must be *animation*

`media: str | InputFile`

File to send. Pass a file_id to send a file that exists on the Telegram servers (recommended), pass an HTTP URL for Telegram to get a file from the Internet, or pass „attach://<file_attach_name>“ to upload a new one using multipart/form-data under <file_attach_name> name. *More information on Sending Files »*

`thumbnail: InputFile | None`

*Optional*. Thumbnail of the file sent; can be ignored if thumbnail generation for the file is supported server-side. The thumbnail should be in JPEG format and less than 200 kB in size. A thumbnail's width and height should not exceed 320. Ignored if the file is not uploaded using multipart/form-data. Thumbnails can't be reused and can be only uploaded as a new file, so you can pass „attach://<file_attach_name>“ if the thumbnail was uploaded using multipart/form-data under <file_attach_name>. *More information on Sending Files »*

`caption: str | None`

*Optional*. Caption of the animation to be sent, 0-1024 characters after entities parsing

`parse_mode: str | Default | None`

*Optional*. Mode for parsing entities in the animation caption. See formatting options for more details.

`model_computed_fields: ClassVar[dict[str, ComputedFieldInfo]] = {}`

A dictionary of computed field names and their corresponding *ComputedFieldInfo* objects.

`caption_entities: List[MessageEntity] | None`

*Optional*. List of special entities that appear in the caption, which can be specified instead of *parse_mode*

`width: int | None`

*Optional*. Animation width

`height: int | None`

*Optional*. Animation height

`duration: int | None`

*Optional*. Animation duration in seconds

`has_spoiler: bool | None`

*Optional*. Pass `True` if the animation needs to be covered with a spoiler animation

### InputMediaAudio

`class aiogram.types.input_media_audio.InputMediaAudio(*, type: ~typing.Literal[InputMediaType.AUDIO] = InputMediaType.AUDIO, media: str | ~aiogram.types.input_file.InputFile, thumbnail: ~aiogram.types.input_file.InputFile | None = None, caption: str | None = None, parse_mode: str | ~aiogram.client.default.Default | None = <Default('parse_mode')>, caption_entities: ~typing.List[~aiogram.types.message_entity.MessageEntity] | None = None, duration: int | None = None, performer: str | None = None, title: str | None = None, **extra_data: ~typing.Any)`

Represents an audio file to be treated as music to be sent.

Source: https://core.telegram.org/bots/api#inputmediaaudio

`type: Literal[InputMediaType.AUDIO]`

Type of the result, must be *audio*

`media: str | InputFile`

File to send. Pass a file_id to send a file that exists on the Telegram servers (recommended), pass an HTTP URL for Telegram to get a file from the Internet, or pass „attach://<file_attach_name>“ to upload a new one using multipart/form-data under <file_attach_name> name. *More information on Sending Files »*

`thumbnail: InputFile | None`

*Optional*. Thumbnail of the file sent; can be ignored if thumbnail generation for the file is supported server-side. The thumbnail should be in JPEG format and less than 200 kB in size. A thumbnail's width and height should not exceed 320. Ignored if the file is not uploaded using multipart/form-data. Thumbnails can't be reused and can be only uploaded as a new file, so you can pass „attach://<file_attach_name>“ if the thumbnail was uploaded using multipart/form-data under <file_attach_name>. *More information on Sending Files »*

`caption: str | None`

*Optional*. Caption of the audio to be sent, 0-1024 characters after entities parsing

`parse_mode: str | Default | None`

*Optional*. Mode for parsing entities in the audio caption. See formatting options for more details.

`model_computed_fields: ClassVar[dict[str, ComputedFieldInfo]] = {}`

A dictionary of computed field names and their corresponding *ComputedFieldInfo* objects.

`caption_entities: List[MessageEntity] | None`

*Optional*. List of special entities that appear in the caption, which can be specified instead of *parse_mode*

`duration: int | None`

*Optional*. Duration of the audio in seconds

`performer: str | None`

*Optional*. Performer of the audio

`title: str | None`

*Optional*. Title of the audio

### InputMediaDocument

`class aiogram.types.input_media_document.InputMediaDocument(*, type: ~typing.Literal[InputMediaType.DOCUMENT] = InputMediaType.DOCUMENT, media: str | ~aiogram.types.input_file.InputFile, thumbnail: ~aiogram.types.input_file.InputFile | None = None, caption: str | None = None, parse_mode: str | ~aiogram.client.default.Default | None = <Default('parse_mode')>, caption_entities: ~typing.List[~aiogram.types.message_entity.MessageEnti | None = None, disable_content_type_detection: bool | None = None, **extra_data: ~typing.Any)`

Represents a general file to be sent.

Source: https://core.telegram.org/bots/api#inputmediadocument

`type: Literal[InputMediaType.DOCUMENT]`

Type of the result, must be *document*

`media: str | InputFile`

File to send. Pass a file_id to send a file that exists on the Telegram servers (recommended), pass an HTTP URL for Telegram to get a file from the Internet, or pass „attach://<file_attach_name>“ to upload a new one using multipart/form-data under <file_attach_name> name. *More information on Sending Files »*

`thumbnail: InputFile | None`

*Optional*. Thumbnail of the file sent; can be ignored if thumbnail generation for the file is supported server-side. The thumbnail should be in JPEG format and less than 200 kB in size. A thumbnail's width and height should not exceed 320. Ignored if the file is not uploaded using multipart/form-data. Thumbnails can't be reused and can be only uploaded as a new file, so you can pass „attach://<file_attach_name>" if the thumbnail was uploaded using multipart/form-data under <file_attach_name>. *More information on Sending Files »*

`caption: str | None`

*Optional*. Caption of the document to be sent, 0-1024 characters after entities parsing

`model_computed_fields: ClassVar[dict[str, ComputedFieldInfo]] = {}`

A dictionary of computed field names and their corresponding *ComputedFieldInfo* objects.

`parse_mode: str | Default | None`

*Optional*. Mode for parsing entities in the document caption. See formatting options for more details.

`caption_entities: List[MessageEntity] | None`

*Optional*. List of special entities that appear in the caption, which can be specified instead of *parse_mode*

`disable_content_type_detection: bool | None`

*Optional*. Disables automatic server-side content type detection for files uploaded using multipart/form-data. Always `True`, if the document is sent as part of an album.

### InputMediaPhoto

`class aiogram.types.input_media_photo.InputMediaPhoto(*, type: ~typing.Literal[InputMediaType.PHOTO] = InputMediaType.PHOTO, media: str | ~aiogram.types.input_file.InputFile, caption: str | None = None, parse_mode: str | ~aiogram.client.default.Default | None = <Default('parse_mode')>, caption_entities: ~typing.List[~aiogram.types.message_entity.MessageEntity] | None = None, has_spoiler: bool | None = None, **extra_data: ~typing.Any)`

Represents a photo to be sent.

Source: https://core.telegram.org/bots/api#inputmediaphoto

`type: Literal[InputMediaType.PHOTO]`

Type of the result, must be *photo*

`media: str | InputFile`

File to send. Pass a file_id to send a file that exists on the Telegram servers (recommended), pass an HTTP URL for Telegram to get a file from the Internet, or pass „attach://<file_attach_name>" to upload a new one using multipart/form-data under <file_attach_name> name. *More information on Sending Files »*

`caption: str | None`

*Optional*. Caption of the photo to be sent, 0-1024 characters after entities parsing

`model_computed_fields: ClassVar[dict[str, ComputedFieldInfo]] = {}`

A dictionary of computed field names and their corresponding *ComputedFieldInfo* objects.

`parse_mode: str | Default | None`

*Optional*. Mode for parsing entities in the photo caption. See formatting options for more details.

`caption_entities: List[MessageEntity] | None`

*Optional*. List of special entities that appear in the caption, which can be specified instead of *parse_mode*

`has_spoiler: bool | None`

*Optional*. Pass `True` if the photo needs to be covered with a spoiler animation

### InputMediaVideo

`class aiogram.types.input_media_video.InputMediaVideo(*, type: ~typing.Literal[InputMediaType.VIDEO] = InputMediaType.VIDEO, media: str | ~aiogram.types.input_file.InputFile, thumbnail: ~aiogram.types.input_file.InputFile | None = None, caption: str | None = None, parse_mode: str | ~aiogram.client.default.Default | None = <Default('parse_mode')>, caption_entities: ~typing.List[~aiogram.types.message_entity.MessageEntity] | None = None, width: int | None = None, height: int | None = None, duration: int | None = None, supports_streaming: bool | None = None, has_spoiler: bool | None = None, **extra_data: ~typing.Any)`

Represents a video to be sent.

Source: https://core.telegram.org/bots/api#inputmediavideo

`type: Literal[InputMediaType.VIDEO]`

Type of the result, must be *video*

`media: str | InputFile`

File to send. Pass a file_id to send a file that exists on the Telegram servers (recommended), pass an HTTP URL for Telegram to get a file from the Internet, or pass „attach://<file_attach_name>“ to upload a new one using multipart/form-data under <file_attach_name> name. *More information on Sending Files »*

`thumbnail: InputFile | None`

*Optional*. Thumbnail of the file sent; can be ignored if thumbnail generation for the file is supported server-side. The thumbnail should be in JPEG format and less than 200 kB in size. A thumbnail's width and height should not exceed 320. Ignored if the file is not uploaded using multipart/form-data. Thumbnails can't be reused and can be only uploaded as a new file, so you can pass „attach://<file_attach_name>“ if the thumbnail was uploaded using multipart/form-data under <file_attach_name>. *More information on Sending Files »*

`caption: str | None`

*Optional*. Caption of the video to be sent, 0-1024 characters after entities parsing

`parse_mode: str | Default | None`

*Optional*. Mode for parsing entities in the video caption. See formatting options for more details.

`caption_entities: List[MessageEntity] | None`

*Optional*. List of special entities that appear in the caption, which can be specified instead of *parse_mode*

`model_computed_fields: ClassVar[dict[str, ComputedFieldInfo]] = {}`

A dictionary of computed field names and their corresponding *ComputedFieldInfo* objects.

`width: int | None`

*Optional*. Video width

`height: int | None`

*Optional*. Video height

`duration: int | None`

*Optional*. Video duration in seconds

`supports_streaming: bool | None`

*Optional*. Pass `True` if the uploaded video is suitable for streaming

`has_spoiler: bool | None`

*Optional*. Pass `True` if the video needs to be covered with a spoiler animation

### KeyboardButton

`class aiogram.types.keyboard_button.KeyboardButton(*, text: str, request_users: KeyboardButtonRequestUsers | None = None, request_chat: KeyboardButtonRequestChat | None = None, request_contact: bool | None = None, request_location: bool | None = None, request_poll: KeyboardButtonPollType | None = None, web_app: WebAppInfo | None = None, request_user: KeyboardButtonRequestUser | None = None, **extra_data: Any)`

This object represents one button of the reply keyboard. For simple text buttons, *String* can be used instead of this object to specify the button text. The optional fields *web_app*, *request_users*, *request_chat*, *request_contact*, *request_location*, and *request_poll* are mutually exclusive. **Note:** *request_users* and *request_chat* options will only work in Telegram versions released after 3 February, 2023. Older clients will display *unsupported message*.

Source: https://core.telegram.org/bots/api#keyboardbutton

`text: str`

Text of the button. If none of the optional fields are used, it will be sent as a message when the button is pressed

`request_users: KeyboardButtonRequestUsers | None`

*Optional*. If specified, pressing the button will open a list of suitable users. Identifiers of selected users will be sent to the bot in a „users_shared“ service message. Available in private chats only.

`request_chat: KeyboardButtonRequestChat | None`

*Optional.* If specified, pressing the button will open a list of suitable chats. Tapping on a chat will send its identifier to the bot in a „chat_shared“ service message. Available in private chats only.

`request_contact: bool | None`

*Optional.* If `True`, the user's phone number will be sent as a contact when the button is pressed. Available in private chats only.

`model_computed_fields: ClassVar[dict[str, ComputedFieldInfo]] = {}`

A dictionary of computed field names and their corresponding *ComputedFieldInfo* objects.

`request_location: bool | None`

*Optional.* If `True`, the user's current location will be sent when the button is pressed. Available in private chats only.

`request_poll: KeyboardButtonPollType | None`

*Optional.* If specified, the user will be asked to create a poll and send it to the bot when the button is pressed. Available in private chats only.

`web_app: WebAppInfo | None`

*Optional.* If specified, the described Web App will be launched when the button is pressed. The Web App will be able to send a „web_app_data“ service message. Available in private chats only.

`request_user: KeyboardButtonRequestUser | None`

*Optional.* If specified, pressing the button will open a list of suitable users. Tapping on any user will send their identifier to the bot in a „user_shared“ service message. Available in private chats only.

Застаріло починаючи з версії API:7.0: https://core.telegram.org/bots/api-changelog#december-29-2023

### KeyboardButtonPollType

`class aiogram.types.keyboard_button_poll_type.KeyboardButtonPollType(*, type: str | None = None, **extra_data: Any)`

This object represents type of a poll, which is allowed to be created and sent when the corresponding button is pressed.

Source: https://core.telegram.org/bots/api#keyboardbuttonpolltype

`type: str | None`

*Optional.* If *quiz* is passed, the user will be allowed to create only polls in the quiz mode. If *regular* is passed, only regular polls will be allowed. Otherwise, the user will be allowed to create a poll of any type.

`model_computed_fields: ClassVar[dict[str, ComputedFieldInfo]] = {}`

A dictionary of computed field names and their corresponding *ComputedFieldInfo* objects.

### KeyboardButtonRequestChat

`class aiogram.types.keyboard_button_request_chat.KeyboardButtonRequestChat(*, request_id: int, chat_is_channel: bool, chat_is_forum: bool | None = None, chat_has_username: bool | None = None, chat_is_created: bool | None = None, user_administrator_rights: ChatAdministratorRights | None = None, bot_administrator_rights: ChatAdministratorRights | None = None, bot_is_member: bool | None = None, **extra_data: Any)`

This object defines the criteria used to request a suitable chat. The identifier of the selected chat will be shared with the bot when the corresponding button is pressed. More about requesting chats »

Source: https://core.telegram.org/bots/api#keyboardbuttonrequestchat

`request_id: int`

Signed 32-bit identifier of the request, which will be received back in the *aiogram.types.chat_shared.ChatShared* object. Must be unique within the message

`chat_is_channel: bool`

Pass `True` to request a channel chat, pass `False` to request a group or a supergroup chat.

`chat_is_forum: bool | None`

*Optional*. Pass `True` to request a forum supergroup, pass `False` to request a non-forum chat. If not specified, no additional restrictions are applied.

`chat_has_username: bool | None`

*Optional*. Pass `True` to request a supergroup or a channel with a username, pass `False` to request a chat without a username. If not specified, no additional restrictions are applied.

`model_computed_fields: ClassVar[dict[str, ComputedFieldInfo]] = {}`

A dictionary of computed field names and their corresponding *ComputedFieldInfo* objects.

`chat_is_created: bool | None`

*Optional*. Pass `True` to request a chat owned by the user. Otherwise, no additional restrictions are applied.

`user_administrator_rights: ChatAdministratorRights | None`

*Optional*. A JSON-serialized object listing the required administrator rights of the user in the chat. The rights must be a superset of *bot_administrator_rights*. If not specified, no additional restrictions are applied.

`bot_administrator_rights: ChatAdministratorRights | None`

*Optional*. A JSON-serialized object listing the required administrator rights of the bot in the chat. The rights must be a subset of *user_administrator_rights*. If not specified, no additional restrictions are applied.

`bot_is_member: bool | None`

*Optional*. Pass `True` to request a chat with the bot as a member. Otherwise, no additional restrictions are applied.

### KeyboardButtonRequestUser

`class aiogram.types.keyboard_button_request_user.KeyboardButtonRequestUser(*, request_id: int, user_is_bot: bool | None = None, user_is_premium: bool | None = None, **extra_data: Any)`

This object defines the criteria used to request a suitable user. The identifier of the selected user will be shared with the bot when the corresponding button is pressed. More about requesting users »

Застаріло починаючи з версії API:7.0: https://core.telegram.org/bots/api-changelog#december-29-2023

Source: https://core.telegram.org/bots/api#keyboardbuttonrequestuser

`request_id: int`

Signed 32-bit identifier of the request, which will be received back in the *aiogram.types.user_shared.UserShared* object. Must be unique within the message

`user_is_bot: bool | None`

*Optional*. Pass `True` to request a bot, pass `False` to request a regular user. If not specified, no additional restrictions are applied.

`model_computed_fields: ClassVar[dict[str, ComputedFieldInfo]] = {}`

A dictionary of computed field names and their corresponding *ComputedFieldInfo* objects.

`user_is_premium: bool | None`

*Optional*. Pass `True` to request a premium user, pass `False` to request a non-premium user. If not specified, no additional restrictions are applied.

### KeyboardButtonRequestUsers

`class aiogram.types.keyboard_button_request_users.KeyboardButtonRequestUsers(*, request_id: int, user_is_bot: bool | None = None, user_is_premium: bool | None = None, max_quantity: int | None = None, **extra_data: Any)`

This object defines the criteria used to request suitable users. The identifiers of the selected users will be shared with the bot when the corresponding button is pressed. More about requesting users »

Source: https://core.telegram.org/bots/api#keyboardbuttonrequestusers

`request_id: int`

Signed 32-bit identifier of the request that will be received back in the *aiogram.types.users_shared.UsersShared* object. Must be unique within the message

`user_is_bot: bool | None`

*Optional*. Pass `True` to request bots, pass `False` to request regular users. If not specified, no additional restrictions are applied.

`model_computed_fields: ClassVar[dict[str, ComputedFieldInfo]] = {}`

A dictionary of computed field names and their corresponding *ComputedFieldInfo* objects.

`user_is_premium: bool | None`

*Optional*. Pass `True` to request premium users, pass `False` to request non-premium users. If not specified, no additional restrictions are applied.

`max_quantity: int | None`

*Optional*. The maximum number of users to be selected; 1-10. Defaults to 1.

### LinkPreviewOptions

```
class aiogram.types.link_preview_options.LinkPreviewOptions(*, is_disabled: bool | ~aiogram.client.default.Default | None = <Default('link_preview_is_disabled')>, url: str | None = None, prefer_small_media: bool | ~aiogram.client.default.Default | None = <Default('link_preview_prefer_small_media')>, prefer_large_media: bool | ~aiogram.client.default.Default | None = <Default('link_preview_prefer_large_media')>, show_above_text: bool | ~aiogram.client.default.Default | None = <Default('link_preview_show_above_text')>, **extra_data: ~typing.Any)
```

Describes the options used for link preview generation.

Source: https://core.telegram.org/bots/api#linkpreviewoptions

`is_disabled: bool | Default | None`

*Optional*. `True`, if the link preview is disabled

`url: str | None`

*Optional*. URL to use for the link preview. If empty, then the first URL found in the message text will be used

`prefer_small_media: bool | Default | None`

*Optional*. `True`, if the media in the link preview is supposed to be shrunk; ignored if the URL isn't explicitly specified or media size change isn't supported for the preview

`model_computed_fields: ClassVar[dict[str, ComputedFieldInfo]] = {}`

A dictionary of computed field names and their corresponding *ComputedFieldInfo* objects.

`prefer_large_media: bool | Default | None`

*Optional*. `True`, if the media in the link preview is supposed to be enlarged; ignored if the URL isn't explicitly specified or media size change isn't supported for the preview

`show_above_text: bool | Default | None`

*Optional*. `True`, if the link preview must be shown above the message text; otherwise, the link preview will be shown below the message text

### Location

`class aiogram.types.location.Location(*, longitude: float, latitude: float, horizontal_accuracy: float | None = None, live_period: int | None = None, heading: int | None = None, proximity_alert_radius: int | None = None, **extra_data: Any)`

This object represents a point on the map.

Source: https://core.telegram.org/bots/api#location

`longitude: float`

Longitude as defined by sender

`latitude: float`

Latitude as defined by sender

`horizontal_accuracy: float | None`

*Optional*. The radius of uncertainty for the location, measured in meters; 0-1500

`model_computed_fields: ClassVar[dict[str, ComputedFieldInfo]] = {}`

A dictionary of computed field names and their corresponding *ComputedFieldInfo* objects.

`live_period: int | None`

*Optional*. Time relative to the message sending date, during which the location can be updated; in seconds. For active live locations only.

`heading: int | None`

*Optional*. The direction in which user is moving, in degrees; 1-360. For active live locations only.

`proximity_alert_radius: int | None`

*Optional*. The maximum distance for proximity alerts about approaching another chat member, in meters. For sent live locations only.

### LoginUrl

`class aiogram.types.login_url.LoginUrl(*, url: str, forward_text: str | None = None, bot_username: str | None = None, request_write_access: bool | None = None, **extra_data: Any)`

This object represents a parameter of the inline keyboard button used to automatically authorize a user. Serves as a great replacement for the Telegram Login Widget when the user is coming from Telegram. All the user needs to do is tap/click a button and confirm that they want to log in: Telegram apps support these buttons as of version 5.7.

Sample bot: @discussbot

Source: https://core.telegram.org/bots/api#loginurl

`url: str`

An HTTPS URL to be opened with user authorization data added to the query string when the button is pressed. If the user refuses to provide authorization data, the original URL without information about the user will be opened. The data added is the same as described in Receiving authorization data.

`forward_text: str | None`

*Optional*. New text of the button in forwarded messages.

`model_computed_fields: ClassVar[dict[str, ComputedFieldInfo]] = {}`

A dictionary of computed field names and their corresponding *ComputedFieldInfo* objects.

`bot_username: str | None`

*Optional*. Username of a bot, which will be used for user authorization. See Setting up a bot for more details. If not specified, the current bot's username will be assumed. The *url*'s domain must be the same as the domain linked with the bot. See Linking your domain to the bot for more details.

`request_write_access: bool | None`

*Optional*. Pass `True` to request the permission for your bot to send messages to the user.

### MaybeInaccessibleMessage

`class aiogram.types.maybe_inaccessible_message.MaybeInaccessibleMessage(**extra_data: Any)`

This object describes a message that can be inaccessible to the bot. It can be one of

- *aiogram.types.message.Message*
- *aiogram.types.inaccessible_message.InaccessibleMessage*

Source: https://core.telegram.org/bots/api#maybeinaccessiblemessage

`model_computed_fields: ClassVar[dict[str, ComputedFieldInfo]] = {}`

A dictionary of computed field names and their corresponding *ComputedFieldInfo* objects.

### MenuButton

`class aiogram.types.menu_button.MenuButton(*, type: str, text: str | None = None, web_app: WebAppInfo | None = None, **extra_data: Any)`

This object describes the bot's menu button in a private chat. It should be one of

- *aiogram.types.menu_button_commands.MenuButtonCommands*
- *aiogram.types.menu_button_web_app.MenuButtonWebApp*
- *aiogram.types.menu_button_default.MenuButtonDefault*

If a menu button other than *aiogram.types.menu_button_default.MenuButtonDefault* is set for a private chat, then it is applied in the chat. Otherwise the default menu button is applied. By default, the menu button opens the list of bot commands.

Source: https://core.telegram.org/bots/api#menubutton

`type: str`

Type of the button

`text: str | None`

*Optional*. Text on the button

`model_computed_fields: ClassVar[dict[str, ComputedFieldInfo]] = {}`

A dictionary of computed field names and their corresponding *ComputedFieldInfo* objects.

`web_app: WebAppInfo | None`

*Optional*. Description of the Web App that will be launched when the user presses the button. The Web App will be able to send an arbitrary message on behalf of the user using the method *aiogram.methods.answer_web_app_query.AnswerWebAppQuery*.

### MenuButtonCommands

`class aiogram.types.menu_button_commands.MenuButtonCommands(*, type: Literal[MenuButtonType.COMMANDS] = MenuButtonType.COMMANDS, text: str | None = None, web_app: WebAppInfo | None = None, **extra_data: Any)`

Represents a menu button, which opens the bot's list of commands.

Source: https://core.telegram.org/bots/api#menubuttoncommands

`type: Literal[MenuButtonType.COMMANDS]`

Type of the button, must be *commands*

`model_computed_fields: ClassVar[dict[str, ComputedFieldInfo]] = {}`

A dictionary of computed field names and their corresponding *ComputedFieldInfo* objects.

### MenuButtonDefault

`class aiogram.types.menu_button_default.MenuButtonDefault(*, type: Literal[MenuButtonType.DEFAULT] = MenuButtonType.DEFAULT, text: str | None = None, web_app: WebAppInfo | None = None, **extra_data: Any)`

Describes that no specific value for the menu button was set.

Source: https://core.telegram.org/bots/api#menubuttondefault

`type: Literal[MenuButtonType.DEFAULT]`

Type of the button, must be *default*

`model_computed_fields: ClassVar[dict[str, ComputedFieldInfo]] = {}`

A dictionary of computed field names and their corresponding *ComputedFieldInfo* objects.

### MenuButtonWebApp

`class aiogram.types.menu_button_web_app.MenuButtonWebApp(*, type: Literal[MenuButtonType.WEB_APP] = MenuButtonType.WEB_APP, text: str, web_app: WebAppInfo, **extra_data: Any)`

Represents a menu button, which launches a Web App.

Source: https://core.telegram.org/bots/api#menubuttonwebapp

`type: Literal[MenuButtonType.WEB_APP]`

Type of the button, must be *web_app*

`text: str`

Text on the button

`model_computed_fields: ClassVar[dict[str, ComputedFieldInfo]] = {}`

A dictionary of computed field names and their corresponding *ComputedFieldInfo* objects.

`web_app: WebAppInfo`

Description of the Web App that will be launched when the user presses the button. The Web App will be able to send an arbitrary message on behalf of the user using the method `aiogram.methods.answer_web_app_query.AnswerWebAppQuery`.

### Message

class aiogram.types.message.Message(*, *message_id: int*, *date: datetime*, *chat:* Chat, *message_thread_id: int | None = None*, *from_user:* User | *None = None*, *sender_chat:* Chat | *None = None*, *sender_boost_count: int | None = None*, *forward_origin:* MessageOriginUser | MessageOriginHiddenUser | MessageOriginChat | MessageOriginChannel | *None = None*, *is_topic_message: bool | None = None*, *is_automatic_forward: bool | None = None*, *reply_to_message:* Message | *None = None*, *external_reply:* ExternalReplyInfo | *None = None*, *quote:* TextQuote | *None = None*, *reply_to_story:* Story | *None = None*, *via_bot:* User | *None = None*, *edit_date: int | None = None*, *has_protected_content: bool | None = None*, *media_group_id: str | None = None*, *author_signature: str | None = None*, *text: str | None = None*, *entities: List[*MessageEntity*] | None = None*, *link_preview_options:* LinkPreviewOptions | *None = None*, *animation:* Animation | *None = None*, *audio:* Audio | *None = None*, *document:* Document | *None = None*, *photo: List[*PhotoSize*] | None = None*, *sticker:* Sticker | *None = None*, *story:* Story | *None = None*, *video:* Video | *None = None*, *video_note:* VideoNote | *None = None*, *voice:* Voice | *None = None*, *caption: str | None = None*, *caption_entities: List[*MessageEntity*] | None = None*, *has_media_spoiler: bool | None = None*, *contact:* Contact | *None = None*, *dice:* Dice | *None = None*, *game:* Game | *None = None*, *poll:* Poll | *None = None*, *venue:* Venue | *None = None*, *location:* Location | *None = None*, *new_chat_members: List[*User*] | None = None*, *left_chat_member:* User | *None = None*, *new_chat_title: str | None = None*, *new_chat_photo: List[*PhotoSize*] | None = None*, *delete_chat_photo: bool | None = None*, *group_chat_created: bool | None = None*, *supergroup_chat_created: bool | None = None*, *channel_chat_created: bool | None = None*, *message_auto_delete_timer_changed:* MessageAutoDeleteTimerChanged | *None = None*, *migrate_to_chat_id: int | None = None*, *migrate_from_chat_id: int | None = None*, *pinned_message:* Message | InaccessibleMessage | *None = None*, *invoice:* Invoice | *None = None*, *successful_payment:* SuccessfulPayment | *None = None*, *users_shared:* UsersShared | *None = None*, *chat_shared:* ChatShared | *None = None*, *connected_website: str | None = None*, *write_access_allowed:* WriteAccessAllowed | *None = None*, *passport_data:* PassportData | *None = None*, *proximity_alert_triggered:* ProximityAlertTriggered | *None = None*, *boost_added:* ChatBoostAdded | *None = None*, *forum_topic_created:* ForumTopicCreated | *None = None*, *forum_topic_edited:* ForumTopicEdited | *None = None*, *forum_topic_closed:* ForumTopicClosed | *None = None*, *forum_topic_reopened:* ForumTopicReopened | *None = None*, *general_forum_topic_hidden:* GeneralForumTopicHidden | *None = None*, *general_forum_topic_unhidden:* GeneralForumTopicUnhidden | *None = None*, *giveaway_created:* GiveawayCreated | *None = None*, *giveaway:* Giveaway | *None = None*, *giveaway_winners:* GiveawayWinners | *None = None*, *giveaway_completed:* GiveawayCompleted | *None = None*, *video_chat_scheduled:* VideoChatScheduled | *None = None*, *video_chat_started:* VideoChatStarted | *None = None*, *video_chat_ended:* VideoChatEnded | *None = None*, *video_chat_participants_invited:* VideoChatParticipantsInvited | *None = None*, *web_app_data:* WebAppData | *None = None*,

This object represents a message.

Source: https://core.telegram.org/bots/api#message

`message_id: int`

Unique message identifier inside this chat

`date: DateTime`

Date the message was sent in Unix time. It is always a positive number, representing a valid date.

`chat: Chat`

Chat the message belongs to

`message_thread_id: int | None`

*Optional*. Unique identifier of a message thread to which the message belongs; for supergroups only

`from_user: User | None`

*Optional*. Sender of the message; empty for messages sent to channels. For backward compatibility, the field contains a fake sender user in non-channel chats, if the message was sent on behalf of a chat.

`sender_chat: Chat | None`

*Optional*. Sender of the message, sent on behalf of a chat. For example, the channel itself for channel posts, the supergroup itself for messages from anonymous group administrators, the linked channel for messages automatically forwarded to the discussion group. For backward compatibility, the field *from* contains a fake sender user in non-channel chats, if the message was sent on behalf of a chat.

`sender_boost_count: int | None`

*Optional*. If the sender of the message boosted the chat, the number of boosts added by the user

`forward_origin: MessageOriginUser | MessageOriginHiddenUser | MessageOriginChat | MessageOriginChannel | None`

*Optional*. Information about the original message for forwarded messages

`is_topic_message: bool | None`

*Optional*. `True`, if the message is sent to a forum topic

`is_automatic_forward: bool | None`

*Optional*. `True`, if the message is a channel post that was automatically forwarded to the connected discussion group

`reply_to_message: Message | None`

*Optional*. For replies in the same chat and message thread, the original message. Note that the Message object in this field will not contain further *reply_to_message* fields even if it itself is a reply.

`external_reply: ExternalReplyInfo | None`

*Optional*. Information about the message that is being replied to, which may come from another chat or forum topic

`quote: TextQuote | None`

*Optional*. For replies that quote part of the original message, the quoted part of the message

`reply_to_story: Story | None`

*Optional*. For replies to a story, the original story

`via_bot: User | None`

*Optional*. Bot through which the message was sent

`edit_date: int | None`

*Optional*. Date the message was last edited in Unix time

`has_protected_content: bool | None`

*Optional*. `True`, if the message can't be forwarded

`media_group_id: str | None`

*Optional*. The unique identifier of a media message group this message belongs to

`author_signature: str | None`

*Optional*. Signature of the post author for messages in channels, or the custom title of an anonymous group administrator

`text: str | None`

*Optional*. For text messages, the actual UTF-8 text of the message

`entities: List[MessageEntity] | None`

*Optional*. For text messages, special entities like usernames, URLs, bot commands, etc. that appear in the text

`link_preview_options: LinkPreviewOptions | None`

*Optional*. Options used for link preview generation for the message, if it is a text message and link preview options were changed

`animation: Animation | None`

*Optional*. Message is an animation, information about the animation. For backward compatibility, when this field is set, the *document* field will also be set

`audio: Audio | None`

*Optional*. Message is an audio file, information about the file

`document: Document | None`

*Optional*. Message is a general file, information about the file

`photo: List[PhotoSize] | None`

*Optional*. Message is a photo, available sizes of the photo

`sticker: Sticker | None`

*Optional*. Message is a sticker, information about the sticker

`story: Story | None`

*Optional*. Message is a forwarded story

`video: Video | None`

*Optional*. Message is a video, information about the video

`video_note: VideoNote | None`

*Optional*. Message is a video note, information about the video message

`voice: Voice | None`

*Optional*. Message is a voice message, information about the file

`caption: str | None`

*Optional*. Caption for the animation, audio, document, photo, video or voice

`caption_entities: List[MessageEntity] | None`

*Optional*. For messages with a caption, special entities like usernames, URLs, bot commands, etc. that appear in the caption

`has_media_spoiler: bool | None`

*Optional*. `True`, if the message media is covered by a spoiler animation

`contact: Contact | None`

*Optional*. Message is a shared contact, information about the contact

`dice: Dice | None`

*Optional*. Message is a dice with random value

`game: Game | None`

*Optional*. Message is a game, information about the game. More about games »

`poll: Poll | None`

*Optional*. Message is a native poll, information about the poll

`venue: Venue | None`

*Optional*. Message is a venue, information about the venue. For backward compatibility, when this field is set, the *location* field will also be set

`location: Location | None`

*Optional*. Message is a shared location, information about the location

`new_chat_members: List[User] | None`

*Optional*. New members that were added to the group or supergroup and information about them (the bot itself may be one of these members)

`left_chat_member: User | None`

*Optional*. A member was removed from the group, information about them (this member may be the bot itself)

`new_chat_title: str | None`

*Optional*. A chat title was changed to this value

`new_chat_photo: List[PhotoSize] | None`

*Optional*. A chat photo was change to this value

`delete_chat_photo: bool | None`

*Optional*. Service message: the chat photo was deleted

`group_chat_created: bool | None`

*Optional*. Service message: the group has been created

`supergroup_chat_created: bool | None`

*Optional*. Service message: the supergroup has been created. This field can't be received in a message coming through updates, because bot can't be a member of a supergroup when it is created. It can only be found in reply_to_message if someone replies to a very first message in a directly created supergroup.

`channel_chat_created: bool | None`

*Optional*. Service message: the channel has been created. This field can't be received in a message coming through updates, because bot can't be a member of a channel when it is created. It can only be found in reply_to_message if someone replies to a very first message in a channel.

`message_auto_delete_timer_changed: MessageAutoDeleteTimerChanged | None`

*Optional*. Service message: auto-delete timer settings changed in the chat

`migrate_to_chat_id: int | None`

*Optional*. The group has been migrated to a supergroup with the specified identifier. This number may have more than 32 significant bits and some programming languages may have difficulty/silent defects in interpreting it. But it has at most 52 significant bits, so a signed 64-bit integer or double-precision float type are safe for storing this identifier.

`migrate_from_chat_id: int | None`

*Optional*. The supergroup has been migrated from a group with the specified identifier. This number may have more than 32 significant bits and some programming languages may have difficulty/silent defects in interpreting it. But it has at most 52 significant bits, so a signed 64-bit integer or double-precision float type are safe for storing this identifier.

`pinned_message: Message | InaccessibleMessage | None`

*Optional*. Specified message was pinned. Note that the Message object in this field will not contain further *reply_to_message* fields even if it itself is a reply.

`invoice: Invoice | None`

*Optional*. Message is an invoice for a payment, information about the invoice. More about payments »

`successful_payment: SuccessfulPayment | None`

*Optional*. Message is a service message about a successful payment, information about the payment. More about payments »

`users_shared: UsersShared | None`

*Optional*. Service message: users were shared with the bot

`chat_shared: ChatShared | None`

*Optional*. Service message: a chat was shared with the bot

`connected_website: str | None`

*Optional*. The domain name of the website on which the user has logged in. More about Telegram Login »

`write_access_allowed: WriteAccessAllowed | None`

*Optional*. Service message: the user allowed the bot to write messages after adding it to the attachment or side menu, launching a Web App from a link, or accepting an explicit request from a Web App sent by the method requestWriteAccess

`passport_data: PassportData | None`

*Optional*. Telegram Passport data

`proximity_alert_triggered: ProximityAlertTriggered | None`

*Optional*. Service message. A user in the chat triggered another user's proximity alert while sharing Live Location.

`boost_added: ChatBoostAdded | None`

*Optional*. Service message: user boosted the chat

`forum_topic_created: ForumTopicCreated | None`

*Optional*. Service message: forum topic created

`forum_topic_edited: ForumTopicEdited | None`

*Optional*. Service message: forum topic edited

`forum_topic_closed: ForumTopicClosed | None`

*Optional*. Service message: forum topic closed

`forum_topic_reopened: ForumTopicReopened | None`

*Optional*. Service message: forum topic reopened

`general_forum_topic_hidden: GeneralForumTopicHidden | None`

*Optional*. Service message: the „General“ forum topic hidden

`general_forum_topic_unhidden: GeneralForumTopicUnhidden | None`

*Optional*. Service message: the „General“ forum topic unhidden

`giveaway_created: GiveawayCreated | None`

*Optional*. Service message: a scheduled giveaway was created

`giveaway: Giveaway | None`

*Optional*. The message is a scheduled giveaway message

`model_computed_fields: ClassVar[dict[str, ComputedFieldInfo]] = {}`

A dictionary of computed field names and their corresponding *ComputedFieldInfo* objects.

`giveaway_winners: GiveawayWinners | None`

*Optional*. A giveaway with public winners was completed

`giveaway_completed: GiveawayCompleted | None`

*Optional*. Service message: a giveaway without public winners was completed

`video_chat_scheduled: VideoChatScheduled | None`

*Optional*. Service message: video chat scheduled

`video_chat_started: VideoChatStarted | None`

*Optional*. Service message: video chat started

`video_chat_ended: VideoChatEnded | None`

*Optional*. Service message: video chat ended

`video_chat_participants_invited: VideoChatParticipantsInvited | None`

*Optional*. Service message: new participants invited to a video chat

`web_app_data: WebAppData | None`

*Optional*. Service message: data sent by a Web App

`reply_markup: InlineKeyboardMarkup | None`

*Optional*. Inline keyboard attached to the message. `login_url` buttons are represented as ordinary `url` buttons.

`forward_date: DateTime | None`

*Optional*. For forwarded messages, date the original message was sent in Unix time

Застаріло починаючи з версії API:7.0: https://core.telegram.org/bots/api-changelog#december-29-2023

`forward_from: User | None`

*Optional*. For forwarded messages, sender of the original message

Застаріло починаючи з версії API:7.0: https://core.telegram.org/bots/api-changelog#december-29-2023

`forward_from_chat: Chat | None`

*Optional*. For messages forwarded from channels or from anonymous administrators, information about the original sender chat

Застаріло починаючи з версії API:7.0: https://core.telegram.org/bots/api-changelog#december-29-2023

`forward_from_message_id: int | None`

*Optional*. For messages forwarded from channels, identifier of the original message in the channel

Застаріло починаючи з версії API:7.0: https://core.telegram.org/bots/api-changelog#december-29-2023

`forward_sender_name: str | None`

*Optional*. Sender's name for messages forwarded from users who disallow adding a link to their account in forwarded messages

Застаріло починаючи з версії API:7.0: https://core.telegram.org/bots/api-changelog#december-29-2023

`forward_signature: str | None`

*Optional*. For forwarded messages that were originally sent in channels or by an anonymous chat administrator, signature of the message sender if present

Застаріло починаючи з версії API:7.0: https://core.telegram.org/bots/api-changelog#december-29-2023

`user_shared: UserShared | None`

*Optional*. Service message: a user was shared with the bot

Застаріло починаючи з версії API:7.0: https://core.telegram.org/bots/api-changelog#december-29-2023

`property content_type: str`

`property html_text: str`

`property md_text: str`

`reply_animation(animation: Union[InputFile, str], duration: Optional[int] = None, width: Optional[int] = None, height: Optional[int] = None, thumbnail: Optional[InputFile] = None, caption: Optional[str] = None, parse_mode: Optional[Union[str, Default]] = <Default('parse_mode')>, caption_entities: Optional[List[MessageEntity]] = None, has_spoiler: Optional[bool] = None, disable_notification: Optional[bool] = None, protect_content: Optional[Union[bool, Default]] = <Default('protect_content')>, reply_parameters: Optional[ReplyParameters] = None, reply_markup: Optional[Union[InlineKeyboardMarkup, ReplyKeyboardMarkup, ReplyKeyboardRemove, ForceReply]] = None, allow_sending_without_reply: Optional[bool] = None, **kwargs: Any) → SendAnimation`

Shortcut for method `aiogram.methods.send_animation.SendAnimation` will automatically fill method attributes:

- `chat_id`
- `message_thread_id`
- `reply_to_message_id`

Use this method to send animation files (GIF or H.264/MPEG-4 AVC video without sound). On success, the sent *aiogram.types.message.Message* is returned. Bots can currently send animation files of up to 50 MB in size, this limit may be changed in the future.

Source: https://core.telegram.org/bots/api#sendanimation

**Параметри**

- `animation` – Animation to send. Pass a file_id as String to send an animation that exists on the Telegram servers (recommended), pass an HTTP URL as a String for Telegram to get an animation from the Internet, or upload a new animation using multipart/form-data. *More information on Sending Files »*
- `duration` – Duration of sent animation in seconds
- `width` – Animation width
- `height` – Animation height
- `thumbnail` – Thumbnail of the file sent; can be ignored if thumbnail generation for the file is supported server-side. The thumbnail should be in JPEG format and less than 200 kB in size. A thumbnail's width and height should not exceed 320. Ignored if the file is not uploaded using multipart/form-data. Thumbnails can't be reused and can be only uploaded as a new file, so you can pass „attach://<file_attach_name>“ if the thumbnail was uploaded using multipart/form-data under <file_attach_name>. *More information on Sending Files »*
- `caption` – Animation caption (may also be used when resending animation by *file_id*), 0-1024 characters after entities parsing
- `parse_mode` – Mode for parsing entities in the animation caption. See formatting options for more details.
- `caption_entities` – A JSON-serialized list of special entities that appear in the caption, which can be specified instead of *parse_mode*
- `has_spoiler` – Pass `True` if the animation needs to be covered with a spoiler animation
- `disable_notification` – Sends the message silently. Users will receive a notification with no sound.
- `protect_content` – Protects the contents of the sent message from forwarding and saving
- `reply_parameters` – Description of the message to reply to
- `reply_markup` – Additional interface options. A JSON-serialized object for an inline keyboard, custom reply keyboard, instructions to remove reply keyboard or to force a reply from the user.
- `allow_sending_without_reply` – Pass `True` if the message should be sent even if the specified replied-to message is not found

**Повертає**

instance of method *aiogram.methods.send_animation.SendAnimation*

`answer_animation(`*animation: Union[InputFile, str], duration: Optional[int] = None, width: Optional[int] = None, height: Optional[int] = None, thumbnail: Optional[InputFile] = None, caption: Optional[str] = None, parse_mode: Optional[Union[str, Default]] = <Default('parse_mode')>, caption_entities: Optional[List[MessageEntity]] = None, has_spoiler: Optional[bool] = None, disable_notification: Optional[bool] = None, protect_content: Optional[Union[bool, Default]] = <Default('protect_content')>, reply_parameters: Optional[ReplyParameters] = None, reply_markup: Optional[Union[InlineKeyboardMarkup, ReplyKeyboardMarkup, ReplyKeyboardRemove, ForceReply]] = None, allow_sending_without_reply: Optional[bool] = None, reply_to_message_id: Optional[int] = None, **kwargs: Any*`) → *SendAnimation*

Shortcut for method `aiogram.methods.send_animation.SendAnimation` will automatically fill method attributes:

- `chat_id`
- `message_thread_id`

Use this method to send animation files (GIF or H.264/MPEG-4 AVC video without sound). On success, the sent `aiogram.types.message.Message` is returned. Bots can currently send animation files of up to 50 MB in size, this limit may be changed in the future.

Source: https://core.telegram.org/bots/api#sendanimation

**Параметри**

- `animation` – Animation to send. Pass a file_id as String to send an animation that exists on the Telegram servers (recommended), pass an HTTP URL as a String for Telegram to get an animation from the Internet, or upload a new animation using multipart/form-data. *More information on Sending Files »*
- `duration` – Duration of sent animation in seconds
- `width` – Animation width
- `height` – Animation height
- `thumbnail` – Thumbnail of the file sent; can be ignored if thumbnail generation for the file is supported server-side. The thumbnail should be in JPEG format and less than 200 kB in size. A thumbnail's width and height should not exceed 320. Ignored if the file is not uploaded using multipart/form-data. Thumbnails can't be reused and can be only uploaded as a new file, so you can pass „attach://<file_attach_name>“ if the thumbnail was uploaded using multipart/form-data under <file_attach_name>. *More information on Sending Files »*
- `caption` – Animation caption (may also be used when resending animation by *file_id*), 0-1024 characters after entities parsing
- `parse_mode` – Mode for parsing entities in the animation caption. See formatting options for more details.
- `caption_entities` – A JSON-serialized list of special entities that appear in the caption, which can be specified instead of *parse_mode*
- `has_spoiler` – Pass `True` if the animation needs to be covered with a spoiler animation
- `disable_notification` – Sends the message silently. Users will receive a notification with no sound.

- `protect_content` – Protects the contents of the sent message from forwarding and saving
- `reply_parameters` – Description of the message to reply to
- `reply_markup` – Additional interface options. A JSON-serialized object for an inline keyboard, custom reply keyboard, instructions to remove reply keyboard or to force a reply from the user.
- `allow_sending_without_reply` – Pass `True` if the message should be sent even if the specified replied-to message is not found
- `reply_to_message_id` – If the message is a reply, ID of the original message

**Повертає**

instance of method *aiogram.methods.send_animation.SendAnimation*

`reply_audio(`*audio: Union[InputFile, str], caption: Optional[str] = None, parse_mode: Optional[Union[str, Default]] = <Default('parse_mode')>, caption_entities: Optional[List[MessageEntity]] = None, duration: Optional[int] = None, performer: Optional[str] = None, title: Optional[str] = None, thumbnail: Optional[InputFile] = None, disable_notification: Optional[bool] = None, protect_content: Optional[Union[bool, Default]] = <Default('protect_content')>, reply_parameters: Optional[ReplyParameters] = None, reply_markup: Optional[Union[InlineKeyboardMarkup, ReplyKeyboardMarkup, ReplyKeyboardRemove, ForceReply]] = None, allow_sending_without_reply: Optional[bool] = None, **kwargs: Any*`) → *SendAudio*

Shortcut for method *aiogram.methods.send_audio.SendAudio* will automatically fill method attributes:

- `chat_id`
- `message_thread_id`
- `reply_to_message_id`

Use this method to send audio files, if you want Telegram clients to display them in the music player. Your audio must be in the .MP3 or .M4A format. On success, the sent *aiogram.types.message.Message* is returned. Bots can currently send audio files of up to 50 MB in size, this limit may be changed in the future. For sending voice messages, use the *aiogram.methods.send_voice.SendVoice* method instead.

Source: https://core.telegram.org/bots/api#sendaudio

**Параметри**

- `audio` – Audio file to send. Pass a file_id as String to send an audio file that exists on the Telegram servers (recommended), pass an HTTP URL as a String for Telegram to get an audio file from the Internet, or upload a new one using multipart/form-data. *More information on Sending Files »*
- `caption` – Audio caption, 0-1024 characters after entities parsing
- `parse_mode` – Mode for parsing entities in the audio caption. See formatting options for more details.
- `caption_entities` – A JSON-serialized list of special entities that appear in the caption, which can be specified instead of *parse_mode*
- `duration` – Duration of the audio in seconds
- `performer` – Performer

- `title` – Track name
- `thumbnail` – Thumbnail of the file sent; can be ignored if thumbnail generation for the file is supported server-side. The thumbnail should be in JPEG format and less than 200 kB in size. A thumbnail's width and height should not exceed 320. Ignored if the file is not uploaded using multipart/form-data. Thumbnails can't be reused and can be only uploaded as a new file, so you can pass „attach://<file_attach_name>" if the thumbnail was uploaded using multipart/form-data under <file_attach_name>. *More information on Sending Files »*
- `disable_notification` – Sends the message silently. Users will receive a notification with no sound.
- `protect_content` – Protects the contents of the sent message from forwarding and saving
- `reply_parameters` – Description of the message to reply to
- `reply_markup` – Additional interface options. A JSON-serialized object for an inline keyboard, custom reply keyboard, instructions to remove reply keyboard or to force a reply from the user.
- `allow_sending_without_reply` – Pass `True` if the message should be sent even if the specified replied-to message is not found

**Повертає**

instance of method *`aiogram.methods.send_audio.SendAudio`*

`answer_audio(`*audio: Union[InputFile, str], caption: Optional[str] = None, parse_mode: Optional[Union[str, Default]] = <Default('parse_mode')>, caption_entities: Optional[List[MessageEntity]] = None, duration: Optional[int] = None, performer: Optional[str] = None, title: Optional[str] = None, thumbnail: Optional[InputFile] = None, disable_notification: Optional[bool] = None, protect_content: Optional[Union[bool, Default]] = <Default('protect_content')>, reply_parameters: Optional[ReplyParameters] = None, reply_markup: Optional[Union[InlineKeyboardMarkup, ReplyKeyboardMarkup, ReplyKeyboardRemove, ForceReply]] = None, allow_sending_without_reply: Optional[bool] = None, reply_to_message_id: Optional[int] = None, **kwargs: Any*`)` → *SendAudio*

Shortcut for method *`aiogram.methods.send_audio.SendAudio`* will automatically fill method attributes:

- `chat_id`
- `message_thread_id`

Use this method to send audio files, if you want Telegram clients to display them in the music player. Your audio must be in the .MP3 or .M4A format. On success, the sent *`aiogram.types.message.Message`* is returned. Bots can currently send audio files of up to 50 MB in size, this limit may be changed in the future. For sending voice messages, use the *`aiogram.methods.send_voice.SendVoice`* method instead.

Source: https://core.telegram.org/bots/api#sendaudio

**Параметри**

- `audio` – Audio file to send. Pass a file_id as String to send an audio file that exists on the Telegram servers (recommended), pass an HTTP URL as a String for Telegram to get an audio file from the Internet, or upload a new one using multipart/form-data. *More information on Sending Files »*

- `caption` – Audio caption, 0-1024 characters after entities parsing
- `parse_mode` – Mode for parsing entities in the audio caption. See formatting options for more details.
- `caption_entities` – A JSON-serialized list of special entities that appear in the caption, which can be specified instead of *parse_mode*
- `duration` – Duration of the audio in seconds
- `performer` – Performer
- `title` – Track name
- `thumbnail` – Thumbnail of the file sent; can be ignored if thumbnail generation for the file is supported server-side. The thumbnail should be in JPEG format and less than 200 kB in size. A thumbnail's width and height should not exceed 320. Ignored if the file is not uploaded using multipart/form-data. Thumbnails can't be reused and can be only uploaded as a new file, so you can pass „attach://<file_attach_name>" if the thumbnail was uploaded using multipart/form-data under <file_attach_name>. *More information on Sending Files »*
- `disable_notification` – Sends the message silently. Users will receive a notification with no sound.
- `protect_content` – Protects the contents of the sent message from forwarding and saving
- `reply_parameters` – Description of the message to reply to
- `reply_markup` – Additional interface options. A JSON-serialized object for an inline keyboard, custom reply keyboard, instructions to remove reply keyboard or to force a reply from the user.
- `allow_sending_without_reply` – Pass `True` if the message should be sent even if the specified replied-to message is not found
- `reply_to_message_id` – If the message is a reply, ID of the original message

**Повертає**
instance of method *`aiogram.methods.send_audio.SendAudio`*

`reply_contact`(*phone_number: str*, *first_name: str*, *last_name: Optional[str] = None*, *vcard: Optional[str] = None*, *disable_notification: Optional[bool] = None*, *protect_content: Optional[Union[bool, Default]] = <Default('protect_content')>*, *reply_parameters: Optional[ReplyParameters] = None*, *reply_markup: Optional[Union[InlineKeyboardMarkup, ReplyKeyboardMarkup, ReplyKeyboardRemove, ForceReply]] = None*, *allow_sending_without_reply: Optional[bool] = None*, ***kwargs: Any*) → *SendContact*

Shortcut for method *`aiogram.methods.send_contact.SendContact`* will automatically fill method attributes:

- `chat_id`
- `message_thread_id`
- `reply_to_message_id`

Use this method to send phone contacts. On success, the sent *`aiogram.types.message.Message`* is returned.

Source: https://core.telegram.org/bots/api#sendcontact

**Параметри**

- `phone_number` – Contact's phone number
- `first_name` – Contact's first name
- `last_name` – Contact's last name
- `vcard` – Additional data about the contact in the form of a vCard, 0-2048 bytes
- `disable_notification` – Sends the message silently. Users will receive a notification with no sound.
- `protect_content` – Protects the contents of the sent message from forwarding and saving
- `reply_parameters` – Description of the message to reply to
- `reply_markup` – Additional interface options. A JSON-serialized object for an inline keyboard, custom reply keyboard, instructions to remove reply keyboard or to force a reply from the user.
- `allow_sending_without_reply` – Pass `True` if the message should be sent even if the specified replied-to message is not found

**Повертає**

instance of method *`aiogram.methods.send_contact.SendContact`*

`answer_contact`(*phone_number: str*, *first_name: str*, *last_name: Optional[str] = None*, *vcard: Optional[str] = None*, *disable_notification: Optional[bool] = None*, *protect_content: Optional[Union[bool, Default]] = <Default('protect_content')>*, *reply_parameters: Optional[ReplyParameters] = None*, *reply_markup: Optional[Union[InlineKeyboardMarkup, ReplyKeyboardMarkup, ReplyKeyboardRemove, ForceReply]] = None*, *allow_sending_without_reply: Optional[bool] = None*, *reply_to_message_id: Optional[int] = None*, ***kwargs: Any*) → *SendContact*

Shortcut for method *`aiogram.methods.send_contact.SendContact`* will automatically fill method attributes:

- `chat_id`
- `message_thread_id`

Use this method to send phone contacts. On success, the sent *`aiogram.types.message.Message`* is returned.

Source: https://core.telegram.org/bots/api#sendcontact

**Параметри**

- `phone_number` – Contact's phone number
- `first_name` – Contact's first name
- `last_name` – Contact's last name
- `vcard` – Additional data about the contact in the form of a vCard, 0-2048 bytes
- `disable_notification` – Sends the message silently. Users will receive a notification with no sound.
- `protect_content` – Protects the contents of the sent message from forwarding and saving
- `reply_parameters` – Description of the message to reply to

- `reply_markup` – Additional interface options. A JSON-serialized object for an inline keyboard, custom reply keyboard, instructions to remove reply keyboard or to force a reply from the user.
- `allow_sending_without_reply` – Pass `True` if the message should be sent even if the specified replied-to message is not found
- `reply_to_message_id` – If the message is a reply, ID of the original message

**Повертає**

instance of method *aiogram.methods.send_contact.SendContact*

`reply_document(`*document: Union[InputFile, str], thumbnail: Optional[InputFile] = None, caption: Optional[str] = None, parse_mode: Optional[Union[str, Default]] = <Default('parse_mode')>, caption_entities: Optional[List[MessageEntity]] = None, disable_content_type_detection: Optional[bool] = None, disable_notification: Optional[bool] = None, protect_content: Optional[Union[bool, Default]] = <Default('protect_content')>, reply_parameters: Optional[ReplyParameters] = None, reply_markup: Optional[Union[InlineKeyboardMarkup, ReplyKeyboardMarkup, ReplyKeyboardRemove, ForceReply]] = None, allow_sending_without_reply: Optional[bool] = None, **kwargs: Any*`) → *SendDocument*

Shortcut for method *aiogram.methods.send_document.SendDocument* will automatically fill method attributes:

- `chat_id`
- `message_thread_id`
- `reply_to_message_id`

Use this method to send general files. On success, the sent *aiogram.types.message.Message* is returned. Bots can currently send files of any type of up to 50 MB in size, this limit may be changed in the future.

Source: https://core.telegram.org/bots/api#senddocument

**Параметри**

- `document` – File to send. Pass a file_id as String to send a file that exists on the Telegram servers (recommended), pass an HTTP URL as a String for Telegram to get a file from the Internet, or upload a new one using multipart/form-data. *More information on Sending Files »*
- `thumbnail` – Thumbnail of the file sent; can be ignored if thumbnail generation for the file is supported server-side. The thumbnail should be in JPEG format and less than 200 kB in size. A thumbnail's width and height should not exceed 320. Ignored if the file is not uploaded using multipart/form-data. Thumbnails can't be reused and can be only uploaded as a new file, so you can pass „attach://<file_attach_name>“ if the thumbnail was uploaded using multipart/form-data under <file_attach_name>. *More information on Sending Files »*
- `caption` – Document caption (may also be used when resending documents by *file_id*), 0-1024 characters after entities parsing
- `parse_mode` – Mode for parsing entities in the document caption. See formatting options for more details.
- `caption_entities` – A JSON-serialized list of special entities that appear in the caption, which can be specified instead of *parse_mode*

- `disable_content_type_detection` – Disables automatic server-side content type detection for files uploaded using multipart/form-data
- `disable_notification` – Sends the message silently. Users will receive a notification with no sound.
- `protect_content` – Protects the contents of the sent message from forwarding and saving
- `reply_parameters` – Description of the message to reply to
- `reply_markup` – Additional interface options. A JSON-serialized object for an inline keyboard, custom reply keyboard, instructions to remove reply keyboard or to force a reply from the user.
- `allow_sending_without_reply` – Pass `True` if the message should be sent even if the specified replied-to message is not found

**Повертає**

instance of method *`aiogram.methods.send_document.SendDocument`*

`answer_document(`*document: Union[InputFile, str], thumbnail: Optional[InputFile] = None, caption: Optional[str] = None, parse_mode: Optional[Union[str, Default]] = <Default('parse_mode')>, caption_entities: Optional[List[MessageEntity]] = None, disable_content_type_detection: Optional[bool] = None, disable_notification: Optional[bool] = None, protect_content: Optional[Union[bool, Default]] = <Default('protect_content')>, reply_parameters: Optional[ReplyParameters] = None, reply_markup: Optional[Union[InlineKeyboardMarkup, ReplyKeyboardMarkup, ReplyKeyboardRemove, ForceReply]] = None, allow_sending_without_reply: Optional[bool] = None, reply_to_message_id: Optional[int] = None, **kwargs: Any*`) → *SendDocument*

Shortcut for method *`aiogram.methods.send_document.SendDocument`* will automatically fill method attributes:

- `chat_id`
- `message_thread_id`

Use this method to send general files. On success, the sent *`aiogram.types.message.Message`* is returned. Bots can currently send files of any type of up to 50 MB in size, this limit may be changed in the future.

Source: https://core.telegram.org/bots/api#senddocument

**Параметри**

- `document` – File to send. Pass a file_id as String to send a file that exists on the Telegram servers (recommended), pass an HTTP URL as a String for Telegram to get a file from the Internet, or upload a new one using multipart/form-data. *More information on Sending Files »*
- `thumbnail` – Thumbnail of the file sent; can be ignored if thumbnail generation for the file is supported server-side. The thumbnail should be in JPEG format and less than 200 kB in size. A thumbnail's width and height should not exceed 320. Ignored if the file is not uploaded using multipart/form-data. Thumbnails can't be reused and can be only uploaded as a new file, so you can pass „attach://<file_attach_name>“ if the thumbnail was uploaded using multipart/form-data under <file_attach_name>. *More information on Sending Files »*

- `caption` – Document caption (may also be used when resending documents by *file_id*), 0-1024 characters after entities parsing
- `parse_mode` – Mode for parsing entities in the document caption. See formatting options for more details.
- `caption_entities` – A JSON-serialized list of special entities that appear in the caption, which can be specified instead of *parse_mode*
- `disable_content_type_detection` – Disables automatic server-side content type detection for files uploaded using multipart/form-data
- `disable_notification` – Sends the message silently. Users will receive a notification with no sound.
- `protect_content` – Protects the contents of the sent message from forwarding and saving
- `reply_parameters` – Description of the message to reply to
- `reply_markup` – Additional interface options. A JSON-serialized object for an inline keyboard, custom reply keyboard, instructions to remove reply keyboard or to force a reply from the user.
- `allow_sending_without_reply` – Pass `True` if the message should be sent even if the specified replied-to message is not found
- `reply_to_message_id` – If the message is a reply, ID of the original message

**Повертає**

instance of method *`aiogram.methods.send_document.SendDocument`*

`reply_game`(*game_short_name: str*, *disable_notification: Optional[bool] = None*, *protect_content: Optional[Union[bool, Default]] = <Default('protect_content')>*, *reply_parameters: Optional[ReplyParameters] = None*, *reply_markup: Optional[InlineKeyboardMarkup] = None*, *allow_sending_without_reply: Optional[bool] = None*, ***kwargs: Any*) → *SendGame*

Shortcut for method *`aiogram.methods.send_game.SendGame`* will automatically fill method attributes:

- `chat_id`
- `message_thread_id`
- `reply_to_message_id`

Use this method to send a game. On success, the sent *`aiogram.types.message.Message`* is returned.

Source: https://core.telegram.org/bots/api#sendgame

**Параметри**

- `game_short_name` – Short name of the game, serves as the unique identifier for the game. Set up your games via @BotFather.
- `disable_notification` – Sends the message silently. Users will receive a notification with no sound.
- `protect_content` – Protects the contents of the sent message from forwarding and saving
- `reply_parameters` – Description of the message to reply to

- `reply_markup` – A JSON-serialized object for an inline keyboard. If empty, one „Play game_title“ button will be shown. If not empty, the first button must launch the game.
- `allow_sending_without_reply` – Pass `True` if the message should be sent even if the specified replied-to message is not found

**Повертає**
instance of method *aiogram.methods.send_game.SendGame*

`answer_game`(*game_short_name: str*, *disable_notification: Optional[bool] = None*, *protect_content: Optional[Union[bool, Default]] = <Default('protect_content')>*, *reply_parameters: Optional[ReplyParameters] = None*, *reply_markup: Optional[InlineKeyboardMarkup] = None*, *allow_sending_without_reply: Optional[bool] = None*, *reply_to_message_id: Optional[int] = None*, ***kwargs: Any*) → *SendGame*

Shortcut for method *aiogram.methods.send_game.SendGame* will automatically fill method attributes:

- `chat_id`
- `message_thread_id`

Use this method to send a game. On success, the sent *aiogram.types.message.Message* is returned.

Source: https://core.telegram.org/bots/api#sendgame

**Параметри**

- `game_short_name` – Short name of the game, serves as the unique identifier for the game. Set up your games via @BotFather.
- `disable_notification` – Sends the message silently. Users will receive a notification with no sound.
- `protect_content` – Protects the contents of the sent message from forwarding and saving
- `reply_parameters` – Description of the message to reply to
- `reply_markup` – A JSON-serialized object for an inline keyboard. If empty, one „Play game_title“ button will be shown. If not empty, the first button must launch the game.
- `allow_sending_without_reply` – Pass `True` if the message should be sent even if the specified replied-to message is not found
- `reply_to_message_id` – If the message is a reply, ID of the original message

**Повертає**
instance of method *aiogram.methods.send_game.SendGame*

`reply_invoice`(*title: str, description: str, payload: str, provider_token: str, currency: str, prices: List[LabeledPrice], max_tip_amount: Optional[int] = None, suggested_tip_amounts: Optional[List[int]] = None, start_parameter: Optional[str] = None, provider_data: Optional[str] = None, photo_url: Optional[str] = None, photo_size: Optional[int] = None, photo_width: Optional[int] = None, photo_height: Optional[int] = None, need_name: Optional[bool] = None, need_phone_number: Optional[bool] = None, need_email: Optional[bool] = None, need_shipping_address: Optional[bool] = None, send_phone_number_to_provider: Optional[bool] = None, send_email_to_provider: Optional[bool] = None, is_flexible: Optional[bool] = None, disable_notification: Optional[bool] = None, protect_content: Optional[Union[bool, Default]] = <Default('protect_content')>, reply_parameters: Optional[ReplyParameters] = None, reply_markup: Optional[InlineKeyboardMarkup] = None, allow_sending_without_reply: Optional[bool] = None, **kwargs: Any*) → *SendInvoice*

Shortcut for method *aiogram.methods.send_invoice.SendInvoice* will automatically fill method attributes:

- `chat_id`
- `message_thread_id`
- `reply_to_message_id`

Use this method to send invoices. On success, the sent *aiogram.types.message.Message* is returned.

Source: https://core.telegram.org/bots/api#sendinvoice

**Параметри**

- `title` – Product name, 1-32 characters
- `description` – Product description, 1-255 characters
- `payload` – Bot-defined invoice payload, 1-128 bytes. This will not be displayed to the user, use for your internal processes.
- `provider_token` – Payment provider token, obtained via @BotFather
- `currency` – Three-letter ISO 4217 currency code, see more on currencies
- `prices` – Price breakdown, a JSON-serialized list of components (e.g. product price, tax, discount, delivery cost, delivery tax, bonus, etc.)
- `max_tip_amount` – The maximum accepted amount for tips in the *smallest units* of the currency (integer, **not** float/double). For example, for a maximum tip of `US$ 1.45` pass `max_tip_amount = 145`. See the *exp* parameter in currencies.json, it shows the number of digits past the decimal point for each currency (2 for the majority of currencies). Defaults to 0
- `suggested_tip_amounts` – A JSON-serialized array of suggested amounts of tips in the *smallest units* of the currency (integer, **not** float/double). At most 4 suggested tip amounts can be specified. The suggested tip amounts must be positive, passed in a strictly increased order and must not exceed *max_tip_amount*.
- `start_parameter` – Unique deep-linking parameter. If left empty, **forwarded copies** of the sent message will have a *Pay* button, allowing multiple users to pay directly from the forwarded message, using the same invoice. If non-empty, forwarded copies of the sent message will have a *URL* button with a deep link to the bot (instead of a *Pay* button), with the value used as the start parameter

- `provider_data` – JSON-serialized data about the invoice, which will be shared with the payment provider. A detailed description of required fields should be provided by the payment provider.
- `photo_url` – URL of the product photo for the invoice. Can be a photo of the goods or a marketing image for a service. People like it better when they see what they are paying for.
- `photo_size` – Photo size in bytes
- `photo_width` – Photo width
- `photo_height` – Photo height
- `need_name` – Pass `True` if you require the user's full name to complete the order
- `need_phone_number` – Pass `True` if you require the user's phone number to complete the order
- `need_email` – Pass `True` if you require the user's email address to complete the order
- `need_shipping_address` – Pass `True` if you require the user's shipping address to complete the order
- `send_phone_number_to_provider` – Pass `True` if the user's phone number should be sent to provider
- `send_email_to_provider` – Pass `True` if the user's email address should be sent to provider
- `is_flexible` – Pass `True` if the final price depends on the shipping method
- `disable_notification` – Sends the message silently. Users will receive a notification with no sound.
- `protect_content` – Protects the contents of the sent message from forwarding and saving
- `reply_parameters` – Description of the message to reply to
- `reply_markup` – A JSON-serialized object for an inline keyboard. If empty, one „Pay `total price`" button will be shown. If not empty, the first button must be a Pay button.
- `allow_sending_without_reply` – Pass `True` if the message should be sent even if the specified replied-to message is not found

**Повертає**

instance of method *`aiogram.methods.send_invoice.SendInvoice`*

`answer_invoice`(*title: str, description: str, payload: str, provider_token: str, currency: str, prices: List[LabeledPrice], max_tip_amount: Optional[int] = None, suggested_tip_amounts: Optional[List[int]] = None, start_parameter: Optional[str] = None, provider_data: Optional[str] = None, photo_url: Optional[str] = None, photo_size: Optional[int] = None, photo_width: Optional[int] = None, photo_height: Optional[int] = None, need_name: Optional[bool] = None, need_phone_number: Optional[bool] = None, need_email: Optional[bool] = None, need_shipping_address: Optional[bool] = None, send_phone_number_to_provider: Optional[bool] = None, send_email_to_provider: Optional[bool] = None, is_flexible: Optional[bool] = None, disable_notification: Optional[bool] = None, protect_content: Optional[Union[bool, Default]] = <Default('protect_content')>, reply_parameters: Optional[ReplyParameters] = None, reply_markup: Optional[InlineKeyboardMarkup] = None, allow_sending_without_reply: Optional[bool] = None, reply_to_message_id: Optional[int] = None, **kwargs: Any*) → *SendInvoice*

Shortcut for method `aiogram.methods.send_invoice.SendInvoice` will automatically fill method attributes:

- `chat_id`
- `message_thread_id`

Use this method to send invoices. On success, the sent `aiogram.types.message.Message` is returned.

Source: https://core.telegram.org/bots/api#sendinvoice

**Параметри**

- `title` – Product name, 1-32 characters
- `description` – Product description, 1-255 characters
- `payload` – Bot-defined invoice payload, 1-128 bytes. This will not be displayed to the user, use for your internal processes.
- `provider_token` – Payment provider token, obtained via @BotFather
- `currency` – Three-letter ISO 4217 currency code, see more on currencies
- `prices` – Price breakdown, a JSON-serialized list of components (e.g. product price, tax, discount, delivery cost, delivery tax, bonus, etc.)
- `max_tip_amount` – The maximum accepted amount for tips in the *smallest units* of the currency (integer, **not** float/double). For example, for a maximum tip of `US$ 1.45` pass `max_tip_amount = 145`. See the *exp* parameter in currencies.json, it shows the number of digits past the decimal point for each currency (2 for the majority of currencies). Defaults to 0
- `suggested_tip_amounts` – A JSON-serialized array of suggested amounts of tips in the *smallest units* of the currency (integer, **not** float/double). At most 4 suggested tip amounts can be specified. The suggested tip amounts must be positive, passed in a strictly increased order and must not exceed *max_tip_amount*.
- `start_parameter` – Unique deep-linking parameter. If left empty, **forwarded copies** of the sent message will have a *Pay* button, allowing multiple users to pay directly from the forwarded message, using the same invoice. If non-empty, forwarded copies of the sent message will have a *URL* button with a deep link to the bot (instead of a *Pay* button), with the value used as the start parameter

- `provider_data` – JSON-serialized data about the invoice, which will be shared with the payment provider. A detailed description of required fields should be provided by the payment provider.
- `photo_url` – URL of the product photo for the invoice. Can be a photo of the goods or a marketing image for a service. People like it better when they see what they are paying for.
- `photo_size` – Photo size in bytes
- `photo_width` – Photo width
- `photo_height` – Photo height
- `need_name` – Pass `True` if you require the user's full name to complete the order
- `need_phone_number` – Pass `True` if you require the user's phone number to complete the order
- `need_email` – Pass `True` if you require the user's email address to complete the order
- `need_shipping_address` – Pass `True` if you require the user's shipping address to complete the order
- `send_phone_number_to_provider` – Pass `True` if the user's phone number should be sent to provider
- `send_email_to_provider` – Pass `True` if the user's email address should be sent to provider
- `is_flexible` – Pass `True` if the final price depends on the shipping method
- `disable_notification` – Sends the message silently. Users will receive a notification with no sound.
- `protect_content` – Protects the contents of the sent message from forwarding and saving
- `reply_parameters` – Description of the message to reply to
- `reply_markup` – A JSON-serialized object for an inline keyboard. If empty, one „Pay `total price`" button will be shown. If not empty, the first button must be a Pay button.
- `allow_sending_without_reply` – Pass `True` if the message should be sent even if the specified replied-to message is not found
- `reply_to_message_id` – If the message is a reply, ID of the original message

**Повертає**

instance of method *`aiogram.methods.send_invoice.SendInvoice`*

`reply_location`(*latitude: float*, *longitude: float*, *horizontal_accuracy: Optional[float] = None*, *live_period: Optional[int] = None*, *heading: Optional[int] = None*, *proximity_alert_radius: Optional[int] = None*, *disable_notification: Optional[bool] = None*, *protect_content: Optional[Union[bool, Default]] = <Default('protect_content')>*, *reply_parameters: Optional[ReplyParameters] = None*, *reply_markup: Optional[Union[InlineKeyboardMarkup, ReplyKeyboardMarkup, ReplyKeyboardRemove, ForceReply]] = None*, *allow_sending_without_reply: Optional[bool] = None*, ***kwargs: Any*) → *SendLocation*

Shortcut for method *aiogram.methods.send_location.SendLocation* will automatically fill method attributes:

- chat_id
- message_thread_id
- reply_to_message_id

Use this method to send point on the map. On success, the sent *aiogram.types.message.Message* is returned.

Source: https://core.telegram.org/bots/api#sendlocation

**Параметри**

- latitude – Latitude of the location
- longitude – Longitude of the location
- horizontal_accuracy – The radius of uncertainty for the location, measured in meters; 0-1500
- live_period – Period in seconds for which the location will be updated (see Live Locations, should be between 60 and 86400.
- heading – For live locations, a direction in which the user is moving, in degrees. Must be between 1 and 360 if specified.
- proximity_alert_radius – For live locations, a maximum distance for proximity alerts about approaching another chat member, in meters. Must be between 1 and 100000 if specified.
- disable_notification – Sends the message silently. Users will receive a notification with no sound.
- protect_content – Protects the contents of the sent message from forwarding and saving
- reply_parameters – Description of the message to reply to
- reply_markup – Additional interface options. A JSON-serialized object for an inline keyboard, custom reply keyboard, instructions to remove reply keyboard or to force a reply from the user.
- allow_sending_without_reply – Pass True if the message should be sent even if the specified replied-to message is not found

**Повертає**

instance of method *aiogram.methods.send_location.SendLocation*

answer_location(*latitude: float, longitude: float, horizontal_accuracy: Optional[float] = None, live_period: Optional[int] = None, heading: Optional[int] = None, proximity_alert_radius: Optional[int] = None, disable_notification: Optional[bool] = None, protect_content: Optional[Union[bool, Default]] = <Default('protect_content')>, reply_parameters: Optional[ReplyParameters] = None, reply_markup: Optional[Union[InlineKeyboardMarkup, ReplyKeyboardMarkup, ReplyKeyboardRemove, ForceReply]] = None, allow_sending_without_reply: Optional[bool] = None, reply_to_message_id: Optional[int] = None, **kwargs: Any*) → *SendLocation*

Shortcut for method *aiogram.methods.send_location.SendLocation* will automatically fill method attributes:

- chat_id
- message_thread_id

Use this method to send point on the map. On success, the sent *aiogram.types.message.Message* is returned.

Source: https://core.telegram.org/bots/api#sendlocation

**Параметри**

- latitude – Latitude of the location
- longitude – Longitude of the location
- horizontal_accuracy – The radius of uncertainty for the location, measured in meters; 0-1500
- live_period – Period in seconds for which the location will be updated (see Live Locations, should be between 60 and 86400.
- heading – For live locations, a direction in which the user is moving, in degrees. Must be between 1 and 360 if specified.
- proximity_alert_radius – For live locations, a maximum distance for proximity alerts about approaching another chat member, in meters. Must be between 1 and 100000 if specified.
- disable_notification – Sends the message silently. Users will receive a notification with no sound.
- protect_content – Protects the contents of the sent message from forwarding and saving
- reply_parameters – Description of the message to reply to
- reply_markup – Additional interface options. A JSON-serialized object for an inline keyboard, custom reply keyboard, instructions to remove reply keyboard or to force a reply from the user.
- allow_sending_without_reply – Pass True if the message should be sent even if the specified replied-to message is not found
- reply_to_message_id – If the message is a reply, ID of the original message

**Повертає**

instance of method *aiogram.methods.send_location.SendLocation*

reply_media_group(*media: List[Union[InputMediaAudio, InputMediaDocument, InputMediaPhoto, InputMediaVideo]], disable_notification: Optional[bool] = None, protect_content: Optional[Union[bool, Default]] = <Default('protect_content')>, reply_parameters: Optional[ReplyParameters] = None, allow_sending_without_reply: Optional[bool] = None, **kwargs: Any*) → *SendMediaGroup*

Shortcut for method *aiogram.methods.send_media_group.SendMediaGroup* will automatically fill method attributes:

- chat_id
- message_thread_id
- reply_to_message_id

Use this method to send a group of photos, videos, documents or audios as an album. Documents and audio files can be only grouped in an album with messages of the same type. On success, an array of Messages that were sent is returned.

Source: https://core.telegram.org/bots/api#sendmediagroup

**Параметри**

- `media` – A JSON-serialized array describing messages to be sent, must include 2-10 items
- `disable_notification` – Sends messages silently. Users will receive a notification with no sound.
- `protect_content` – Protects the contents of the sent messages from forwarding and saving
- `reply_parameters` – Description of the message to reply to
- `allow_sending_without_reply` – Pass `True` if the message should be sent even if the specified replied-to message is not found

**Повертає**

instance of method *`aiogram.methods.send_media_group.SendMediaGroup`*

`answer_media_group`(*media: List[Union[InputMediaAudio, InputMediaDocument, InputMediaPhoto, InputMediaVideo]], disable_notification: Optional[bool] = None, protect_content: Optional[Union[bool, Default]] = <Default('protect_content')>, reply_parameters: Optional[ReplyParameters] = None, allow_sending_without_reply: Optional[bool] = None, reply_to_message_id: Optional[int] = None, **kwargs: Any*) → *SendMediaGroup*

Shortcut for method *`aiogram.methods.send_media_group.SendMediaGroup`* will automatically fill method attributes:

- `chat_id`
- `message_thread_id`

Use this method to send a group of photos, videos, documents or audios as an album. Documents and audio files can be only grouped in an album with messages of the same type. On success, an array of Messages that were sent is returned.

Source: https://core.telegram.org/bots/api#sendmediagroup

**Параметри**

- `media` – A JSON-serialized array describing messages to be sent, must include 2-10 items
- `disable_notification` – Sends messages silently. Users will receive a notification with no sound.
- `protect_content` – Protects the contents of the sent messages from forwarding and saving
- `reply_parameters` – Description of the message to reply to
- `allow_sending_without_reply` – Pass `True` if the message should be sent even if the specified replied-to message is not found
- `reply_to_message_id` – If the messages are a reply, ID of the original message

**Повертає**
instance of method *aiogram.methods.send_media_group.SendMediaGroup*

`reply`(*text: str*, *parse_mode: Optional[Union[str, Default]] = <Default('parse_mode')>*, *entities: Optional[List[MessageEntity]] = None*, *link_preview_options: Optional[Union[LinkPreviewOptions, Default]] = <Default('link_preview')>*, *disable_notification: Optional[bool] = None*, *protect_content: Optional[Union[bool, Default]] = <Default('protect_content')>*, *reply_parameters: Optional[ReplyParameters] = None*, *reply_markup: Optional[Union[InlineKeyboardMarkup, ReplyKeyboardMarkup, ReplyKeyboardRemove, ForceReply]] = None*, *allow_sending_without_reply: Optional[bool] = None*, *disable_web_page_preview: Optional[Union[bool, Default]] = <Default('link_preview_is_disabled')>*, ***kwargs: Any*) → *SendMessage*

Shortcut for method *aiogram.methods.send_message.SendMessage* will automatically fill method attributes:

- `chat_id`
- `message_thread_id`
- `reply_to_message_id`

Use this method to send text messages. On success, the sent *aiogram.types.message.Message* is returned.

Source: https://core.telegram.org/bots/api#sendmessage

**Параметри**

- `text` – Text of the message to be sent, 1-4096 characters after entities parsing
- `parse_mode` – Mode for parsing entities in the message text. See formatting options for more details.
- `entities` – A JSON-serialized list of special entities that appear in message text, which can be specified instead of *parse_mode*
- `link_preview_options` – Link preview generation options for the message
- `disable_notification` – Sends the message silently. Users will receive a notification with no sound.
- `protect_content` – Protects the contents of the sent message from forwarding and saving
- `reply_parameters` – Description of the message to reply to
- `reply_markup` – Additional interface options. A JSON-serialized object for an inline keyboard, custom reply keyboard, instructions to remove reply keyboard or to force a reply from the user.
- `allow_sending_without_reply` – Pass `True` if the message should be sent even if the specified replied-to message is not found
- `disable_web_page_preview` – Disables link previews for links in this message

**Повертає**
instance of method *aiogram.methods.send_message.SendMessage*

answer(*text: str*, *parse_mode: Optional[Union[str, Default]] = <Default('parse_mode')>*, *entities: Optional[List[MessageEntity]] = None*, *link_preview_options: Optional[Union[LinkPreviewOptions, Default]] = <Default('link_preview')>*, *disable_notification: Optional[bool] = None*, *protect_content: Optional[Union[bool, Default]] = <Default('protect_content')>*, *reply_parameters: Optional[ReplyParameters] = None*, *reply_markup: Optional[Union[InlineKeyboardMarkup, ReplyKeyboardMarkup, ReplyKeyboardRemove, ForceReply]] = None*, *allow_sending_without_reply: Optional[bool] = None*, *disable_web_page_preview: Optional[Union[bool, Default]] = <Default('link_preview_is_disabled')>*, *reply_to_message_id: Optional[int] = None*, ***kwargs: Any*) → *SendMessage*

Shortcut for method *aiogram.methods.send_message.SendMessage* will automatically fill method attributes:

- chat_id
- message_thread_id

Use this method to send text messages. On success, the sent *aiogram.types.message.Message* is returned.

Source: https://core.telegram.org/bots/api#sendmessage

**Параметри**

- text – Text of the message to be sent, 1-4096 characters after entities parsing
- parse_mode – Mode for parsing entities in the message text. See formatting options for more details.
- entities – A JSON-serialized list of special entities that appear in message text, which can be specified instead of *parse_mode*
- link_preview_options – Link preview generation options for the message
- disable_notification – Sends the message silently. Users will receive a notification with no sound.
- protect_content – Protects the contents of the sent message from forwarding and saving
- reply_parameters – Description of the message to reply to
- reply_markup – Additional interface options. A JSON-serialized object for an inline keyboard, custom reply keyboard, instructions to remove reply keyboard or to force a reply from the user.
- allow_sending_without_reply – Pass True if the message should be sent even if the specified replied-to message is not found
- disable_web_page_preview – Disables link previews for links in this message
- reply_to_message_id – If the message is a reply, ID of the original message

**Повертає**

instance of method *aiogram.methods.send_message.SendMessage*

`reply_photo`(*photo: Union[InputFile, str], caption: Optional[str] = None, parse_mode: Optional[Union[str, Default]] = <Default('parse_mode')>, caption_entities: Optional[List[MessageEntity]] = None, has_spoiler: Optional[bool] = None, disable_notification: Optional[bool] = None, protect_content: Optional[Union[bool, Default]] = <Default('protect_content')>, reply_parameters: Optional[ReplyParameters] = None, reply_markup: Optional[Union[InlineKeyboardMarkup, ReplyKeyboardMarkup, ReplyKeyboardRemove, ForceReply]] = None, allow_sending_without_reply: Optional[bool] = None, **kwargs: Any*) → *SendPhoto*

Shortcut for method *aiogram.methods.send_photo.SendPhoto* will automatically fill method attributes:

- `chat_id`
- `message_thread_id`
- `reply_to_message_id`

Use this method to send photos. On success, the sent *aiogram.types.message.Message* is returned.

Source: https://core.telegram.org/bots/api#sendphoto

**Параметри**

- `photo` – Photo to send. Pass a file_id as String to send a photo that exists on the Telegram servers (recommended), pass an HTTP URL as a String for Telegram to get a photo from the Internet, or upload a new photo using multipart/form-data. The photo must be at most 10 MB in size. The photo's width and height must not exceed 10000 in total. Width and height ratio must be at most 20. *More information on Sending Files »*
- `caption` – Photo caption (may also be used when resending photos by *file_id*), 0-1024 characters after entities parsing
- `parse_mode` – Mode for parsing entities in the photo caption. See formatting options for more details.
- `caption_entities` – A JSON-serialized list of special entities that appear in the caption, which can be specified instead of *parse_mode*
- `has_spoiler` – Pass `True` if the photo needs to be covered with a spoiler animation
- `disable_notification` – Sends the message silently. Users will receive a notification with no sound.
- `protect_content` – Protects the contents of the sent message from forwarding and saving
- `reply_parameters` – Description of the message to reply to
- `reply_markup` – Additional interface options. A JSON-serialized object for an inline keyboard, custom reply keyboard, instructions to remove reply keyboard or to force a reply from the user.
- `allow_sending_without_reply` – Pass `True` if the message should be sent even if the specified replied-to message is not found

**Повертає**

instance of method *aiogram.methods.send_photo.SendPhoto*

`answer_photo`(*photo: Union[InputFile, str], caption: Optional[str] = None, parse_mode: Optional[Union[str, Default]] = <Default('parse_mode')>, caption_entities: Optional[List[MessageEntity]] = None, has_spoiler: Optional[bool] = None, disable_notification: Optional[bool] = None, protect_content: Optional[Union[bool, Default]] = <Default('protect_content')>, reply_parameters: Optional[ReplyParameters] = None, reply_markup: Optional[Union[InlineKeyboardMarkup, ReplyKeyboardMarkup, ReplyKeyboardRemove, ForceReply]] = None, allow_sending_without_reply: Optional[bool] = None, reply_to_message_id: Optional[int] = None, **kwargs: Any*) → *SendPhoto*

Shortcut for method *aiogram.methods.send_photo.SendPhoto* will automatically fill method attributes:

- `chat_id`
- `message_thread_id`

Use this method to send photos. On success, the sent *aiogram.types.message.Message* is returned.

Source: https://core.telegram.org/bots/api#sendphoto

**Параметри**

- `photo` – Photo to send. Pass a file_id as String to send a photo that exists on the Telegram servers (recommended), pass an HTTP URL as a String for Telegram to get a photo from the Internet, or upload a new photo using multipart/form-data. The photo must be at most 10 MB in size. The photo's width and height must not exceed 10000 in total. Width and height ratio must be at most 20. *More information on Sending Files »*
- `caption` – Photo caption (may also be used when resending photos by *file_id*), 0-1024 characters after entities parsing
- `parse_mode` – Mode for parsing entities in the photo caption. See formatting options for more details.
- `caption_entities` – A JSON-serialized list of special entities that appear in the caption, which can be specified instead of *parse_mode*
- `has_spoiler` – Pass `True` if the photo needs to be covered with a spoiler animation
- `disable_notification` – Sends the message silently. Users will receive a notification with no sound.
- `protect_content` – Protects the contents of the sent message from forwarding and saving
- `reply_parameters` – Description of the message to reply to
- `reply_markup` – Additional interface options. A JSON-serialized object for an inline keyboard, custom reply keyboard, instructions to remove reply keyboard or to force a reply from the user.
- `allow_sending_without_reply` – Pass `True` if the message should be sent even if the specified replied-to message is not found
- `reply_to_message_id` – If the message is a reply, ID of the original message

**Повертає**

instance of method *aiogram.methods.send_photo.SendPhoto*

`reply_poll`(*question: str, options: List[str], is_anonymous: Optional[bool] = None, type: Optional[str] = None, allows_multiple_answers: Optional[bool] = None, correct_option_id: Optional[int] = None, explanation: Optional[str] = None, explanation_parse_mode: Optional[Union[str, Default]] = <Default('parse_mode')>, explanation_entities: Optional[List[MessageEntity]] = None, open_period: Optional[int] = None, close_date: Optional[Union[datetime.datetime, datetime.timedelta, int]] = None, is_closed: Optional[bool] = None, disable_notification: Optional[bool] = None, protect_content: Optional[Union[bool, Default]] = <Default('protect_content')>, reply_parameters: Optional[ReplyParameters] = None, reply_markup: Optional[Union[InlineKeyboardMarkup, ReplyKeyboardMarkup, ReplyKeyboardRemove, ForceReply]] = None, allow_sending_without_reply: Optional[bool] = None, **kwargs: Any*) → *SendPoll*

Shortcut for method *`aiogram.methods.send_poll.SendPoll`* will automatically fill method attributes:

- `chat_id`
- `message_thread_id`
- `reply_to_message_id`

Use this method to send a native poll. On success, the sent *`aiogram.types.message.Message`* is returned.

Source: https://core.telegram.org/bots/api#sendpoll

**Параметри**

- `question` – Poll question, 1-300 characters
- `options` – A JSON-serialized list of answer options, 2-10 strings 1-100 characters each
- `is_anonymous` – `True`, if the poll needs to be anonymous, defaults to `True`
- `type` – Poll type, „quiz“ or „regular“, defaults to „regular“
- `allows_multiple_answers` – `True`, if the poll allows multiple answers, ignored for polls in quiz mode, defaults to `False`
- `correct_option_id` – 0-based identifier of the correct answer option, required for polls in quiz mode
- `explanation` – Text that is shown when a user chooses an incorrect answer or taps on the lamp icon in a quiz-style poll, 0-200 characters with at most 2 line feeds after entities parsing
- `explanation_parse_mode` – Mode for parsing entities in the explanation. See formatting options for more details.
- `explanation_entities` – A JSON-serialized list of special entities that appear in the poll explanation, which can be specified instead of *parse_mode*
- `open_period` – Amount of time in seconds the poll will be active after creation, 5-600. Can't be used together with *close_date*.
- `close_date` – Point in time (Unix timestamp) when the poll will be automatically closed. Must be at least 5 and no more than 600 seconds in the future. Can't be used together with *open_period*.
- `is_closed` – Pass `True` if the poll needs to be immediately closed. This can be useful for poll preview.

- `disable_notification` – Sends the message silently. Users will receive a notification with no sound.
- `protect_content` – Protects the contents of the sent message from forwarding and saving
- `reply_parameters` – Description of the message to reply to
- `reply_markup` – Additional interface options. A JSON-serialized object for an inline keyboard, custom reply keyboard, instructions to remove reply keyboard or to force a reply from the user.
- `allow_sending_without_reply` – Pass `True` if the message should be sent even if the specified replied-to message is not found

**Повертає**

instance of method *aiogram.methods.send_poll.SendPoll*

`answer_poll`(*question: str, options: List[str], is_anonymous: Optional[bool] = None, type: Optional[str] = None, allows_multiple_answers: Optional[bool] = None, correct_option_id: Optional[int] = None, explanation: Optional[str] = None, explanation_parse_mode: Optional[Union[str, Default]] = <Default('parse_mode')>, explanation_entities: Optional[List[MessageEntity]] = None, open_period: Optional[int] = None, close_date: Optional[Union[datetime.datetime, datetime.timedelta, int]] = None, is_closed: Optional[bool] = None, disable_notification: Optional[bool] = None, protect_content: Optional[Union[bool, Default]] = <Default('protect_content')>, reply_parameters: Optional[ReplyParameters] = None, reply_markup: Optional[Union[InlineKeyboardMarkup, ReplyKeyboardMarkup, ReplyKeyboardRemove, ForceReply]] = None, allow_sending_without_reply: Optional[bool] = None, reply_to_message_id: Optional[int] = None, **kwargs: Any*) → *SendPoll*

Shortcut for method *aiogram.methods.send_poll.SendPoll* will automatically fill method attributes:

- `chat_id`
- `message_thread_id`

Use this method to send a native poll. On success, the sent *aiogram.types.message.Message* is returned.

Source: https://core.telegram.org/bots/api#sendpoll

**Параметри**

- `question` – Poll question, 1-300 characters
- `options` – A JSON-serialized list of answer options, 2-10 strings 1-100 characters each
- `is_anonymous` – `True`, if the poll needs to be anonymous, defaults to `True`
- `type` – Poll type, „quiz“ or „regular“, defaults to „regular“
- `allows_multiple_answers` – `True`, if the poll allows multiple answers, ignored for polls in quiz mode, defaults to `False`
- `correct_option_id` – 0-based identifier of the correct answer option, required for polls in quiz mode
- `explanation` – Text that is shown when a user chooses an incorrect answer or taps on the lamp icon in a quiz-style poll, 0-200 characters with at most 2 line feeds after entities parsing

- `explanation_parse_mode` – Mode for parsing entities in the explanation. See formatting options for more details.
- `explanation_entities` – A JSON-serialized list of special entities that appear in the poll explanation, which can be specified instead of *parse_mode*
- `open_period` – Amount of time in seconds the poll will be active after creation, 5-600. Can't be used together with *close_date*.
- `close_date` – Point in time (Unix timestamp) when the poll will be automatically closed. Must be at least 5 and no more than 600 seconds in the future. Can't be used together with *open_period*.
- `is_closed` – Pass `True` if the poll needs to be immediately closed. This can be useful for poll preview.
- `disable_notification` – Sends the message silently. Users will receive a notification with no sound.
- `protect_content` – Protects the contents of the sent message from forwarding and saving
- `reply_parameters` – Description of the message to reply to
- `reply_markup` – Additional interface options. A JSON-serialized object for an inline keyboard, custom reply keyboard, instructions to remove reply keyboard or to force a reply from the user.
- `allow_sending_without_reply` – Pass `True` if the message should be sent even if the specified replied-to message is not found
- `reply_to_message_id` – If the message is a reply, ID of the original message

**Повертає**

instance of method *`aiogram.methods.send_poll.SendPoll`*

`reply_dice`(*emoji: Optional[str] = None*, *disable_notification: Optional[bool] = None*, *protect_content: Optional[Union[bool, Default]] = <Default('protect_content')>*, *reply_parameters: Optional[ReplyParameters] = None*, *reply_markup: Optional[Union[InlineKeyboardMarkup, ReplyKeyboardMarkup, ReplyKeyboardRemove, ForceReply]] = None*, *allow_sending_without_reply: Optional[bool] = None*, ***kwargs: Any*) → *SendDice*

Shortcut for method *`aiogram.methods.send_dice.SendDice`* will automatically fill method attributes:

- `chat_id`
- `message_thread_id`
- `reply_to_message_id`

Use this method to send an animated emoji that will display a random value. On success, the sent *`aiogram.types.message.Message`* is returned.

Source: https://core.telegram.org/bots/api#senddice

**Параметри**

- `emoji` – Emoji on which the dice throw animation is based. Currently, must be one of „“, „“, „“, „“, „“, or „“. Dice can have values 1-6 for „“, „“ and „“, values 1-5 for „“ and „“, and values 1-64 for „“. Defaults to „“
- `disable_notification` – Sends the message silently. Users will receive a notification with no sound.

- `protect_content` – Protects the contents of the sent message from forwarding
- `reply_parameters` – Description of the message to reply to
- `reply_markup` – Additional interface options. A JSON-serialized object for an inline keyboard, custom reply keyboard, instructions to remove reply keyboard or to force a reply from the user.
- `allow_sending_without_reply` – Pass `True` if the message should be sent even if the specified replied-to message is not found

**Повертає**
instance of method *aiogram.methods.send_dice.SendDice*

`answer_dice`(*emoji: Optional[str] = None, disable_notification: Optional[bool] = None, protect_content: Optional[Union[bool, Default]] = <Default('protect_content')>, reply_parameters: Optional[ReplyParameters] = None, reply_markup: Optional[Union[InlineKeyboardMarkup, ReplyKeyboardMarkup, ReplyKeyboardRemove, ForceReply]] = None, allow_sending_without_reply: Optional[bool] = None, reply_to_message_id: Optional[int] = None, **kwargs: Any*) → *SendDice*

Shortcut for method *aiogram.methods.send_dice.SendDice* will automatically fill method attributes:

- `chat_id`
- `message_thread_id`

Use this method to send an animated emoji that will display a random value. On success, the sent *aiogram.types.message.Message* is returned.

Source: https://core.telegram.org/bots/api#senddice

**Параметри**

- `emoji` – Emoji on which the dice throw animation is based. Currently, must be one of „“, „“, „“, „“, „“, or „“. Dice can have values 1-6 for „“, „“ and „“, values 1-5 for „“ and „“, and values 1-64 for „“. Defaults to „“
- `disable_notification` – Sends the message silently. Users will receive a notification with no sound.
- `protect_content` – Protects the contents of the sent message from forwarding
- `reply_parameters` – Description of the message to reply to
- `reply_markup` – Additional interface options. A JSON-serialized object for an inline keyboard, custom reply keyboard, instructions to remove reply keyboard or to force a reply from the user.
- `allow_sending_without_reply` – Pass `True` if the message should be sent even if the specified replied-to message is not found
- `reply_to_message_id` – If the message is a reply, ID of the original message

**Повертає**
instance of method *aiogram.methods.send_dice.SendDice*

`reply_sticker`(*sticker: Union[InputFile, str], emoji: Optional[str] = None, disable_notification: Optional[bool] = None, protect_content: Optional[Union[bool, Default]] = <Default('protect_content')>, reply_parameters: Optional[ReplyParameters] = None, reply_markup: Optional[Union[InlineKeyboardMarkup, ReplyKeyboardMarkup, ReplyKeyboardRemove, ForceReply]] = None, allow_sending_without_reply: Optional[bool] = None, **kwargs: Any*) → *SendSticker*

Shortcut for method *aiogram.methods.send_sticker.SendSticker* will automatically fill method attributes:

- chat_id
- message_thread_id
- reply_to_message_id

Use this method to send static .WEBP, animated .TGS, or video .WEBM stickers. On success, the sent *aiogram.types.message.Message* is returned.

Source: https://core.telegram.org/bots/api#sendsticker

**Параметри**

- sticker – Sticker to send. Pass a file_id as String to send a file that exists on the Telegram servers (recommended), pass an HTTP URL as a String for Telegram to get a .WEBP sticker from the Internet, or upload a new .WEBP or .TGS sticker using multipart/form-data. *More information on Sending Files »*. Video stickers can only be sent by a file_id. Animated stickers can't be sent via an HTTP URL.
- emoji – Emoji associated with the sticker; only for just uploaded stickers
- disable_notification – Sends the message silently. Users will receive a notification with no sound.
- protect_content – Protects the contents of the sent message from forwarding and saving
- reply_parameters – Description of the message to reply to
- reply_markup – Additional interface options. A JSON-serialized object for an inline keyboard, custom reply keyboard, instructions to remove reply keyboard or to force a reply from the user.
- allow_sending_without_reply – Pass True if the message should be sent even if the specified replied-to message is not found

**Повертає**

instance of method *aiogram.methods.send_sticker.SendSticker*

answer_sticker(*sticker: Union[InputFile, str], emoji: Optional[str] = None, disable_notification: Optional[bool] = None, protect_content: Optional[Union[bool, Default]] = <Default('protect_content')>, reply_parameters: Optional[ReplyParameters] = None, reply_markup: Optional[Union[InlineKeyboardMarkup, ReplyKeyboardMarkup, ReplyKeyboardRemove, ForceReply]] = None, allow_sending_without_reply: Optional[bool] = None, reply_to_message_id: Optional[int] = None, **kwargs: Any*) → *SendSticker*

Shortcut for method *aiogram.methods.send_sticker.SendSticker* will automatically fill method attributes:

- chat_id
- message_thread_id

Use this method to send static .WEBP, animated .TGS, or video .WEBM stickers. On success, the sent *aiogram.types.message.Message* is returned.

Source: https://core.telegram.org/bots/api#sendsticker

**Параметри**

- `sticker` – Sticker to send. Pass a file_id as String to send a file that exists on the Telegram servers (recommended), pass an HTTP URL as a String for Telegram to get a .WEBP sticker from the Internet, or upload a new .WEBP or .TGS sticker using multipart/form-data. *More information on Sending Files »*. Video stickers can only be sent by a file_id. Animated stickers can't be sent via an HTTP URL.
- `emoji` – Emoji associated with the sticker; only for just uploaded stickers
- `disable_notification` – Sends the message silently. Users will receive a notification with no sound.
- `protect_content` – Protects the contents of the sent message from forwarding and saving
- `reply_parameters` – Description of the message to reply to
- `reply_markup` – Additional interface options. A JSON-serialized object for an inline keyboard, custom reply keyboard, instructions to remove reply keyboard or to force a reply from the user.
- `allow_sending_without_reply` – Pass `True` if the message should be sent even if the specified replied-to message is not found
- `reply_to_message_id` – If the message is a reply, ID of the original message

**Повертає**

instance of method *`aiogram.methods.send_sticker.SendSticker`*

`reply_venue`(*latitude: float*, *longitude: float*, *title: str*, *address: str*, *foursquare_id: Optional[str] = None*, *foursquare_type: Optional[str] = None*, *google_place_id: Optional[str] = None*, *google_place_type: Optional[str] = None*, *disable_notification: Optional[bool] = None*, *protect_content: Optional[Union[bool, Default]] = <Default('protect_content')>*, *reply_parameters: Optional[ReplyParameters] = None*, *reply_markup: Optional[Union[InlineKeyboardMarkup, ReplyKeyboardMarkup, ReplyKeyboardRemove, ForceReply]] = None*, *allow_sending_without_reply: Optional[bool] = None*, ***kwargs: Any*) → *SendVenue*

Shortcut for method *`aiogram.methods.send_venue.SendVenue`* will automatically fill method attributes:

- `chat_id`
- `message_thread_id`
- `reply_to_message_id`

Use this method to send information about a venue. On success, the sent *`aiogram.types.message.Message`* is returned.

Source: https://core.telegram.org/bots/api#sendvenue

**Параметри**

- `latitude` – Latitude of the venue
- `longitude` – Longitude of the venue
- `title` – Name of the venue
- `address` – Address of the venue
- `foursquare_id` – Foursquare identifier of the venue

- `foursquare_type` – Foursquare type of the venue, if known. (For example, „arts_entertainment/default“, „arts_entertainment/aquarium“ or „food/icecream“.)
- `google_place_id` – Google Places identifier of the venue
- `google_place_type` – Google Places type of the venue. (See supported types.)
- `disable_notification` – Sends the message silently. Users will receive a notification with no sound.
- `protect_content` – Protects the contents of the sent message from forwarding and saving
- `reply_parameters` – Description of the message to reply to
- `reply_markup` – Additional interface options. A JSON-serialized object for an inline keyboard, custom reply keyboard, instructions to remove reply keyboard or to force a reply from the user.
- `allow_sending_without_reply` – Pass `True` if the message should be sent even if the specified replied-to message is not found

**Повертає**

instance of method *`aiogram.methods.send_venue.SendVenue`*

`answer_venue`(*latitude: float*, *longitude: float*, *title: str*, *address: str*, *foursquare_id: Optional[str] = None*, *foursquare_type: Optional[str] = None*, *google_place_id: Optional[str] = None*, *google_place_type: Optional[str] = None*, *disable_notification: Optional[bool] = None*, *protect_content: Optional[Union[bool, Default]] = <Default('protect_content')>*, *reply_parameters: Optional[ReplyParameters] = None*, *reply_markup: Optional[Union[InlineKeyboardMarkup, ReplyKeyboardMarkup, ReplyKeyboardRemove, ForceReply]] = None*, *allow_sending_without_reply: Optional[bool] = None*, *reply_to_message_id: Optional[int] = None*, ***kwargs: Any*) → *SendVenue*

Shortcut for method *`aiogram.methods.send_venue.SendVenue`* will automatically fill method attributes:

- `chat_id`
- `message_thread_id`

Use this method to send information about a venue. On success, the sent *`aiogram.types.message.Message`* is returned.

Source: https://core.telegram.org/bots/api#sendvenue

**Параметри**

- `latitude` – Latitude of the venue
- `longitude` – Longitude of the venue
- `title` – Name of the venue
- `address` – Address of the venue
- `foursquare_id` – Foursquare identifier of the venue
- `foursquare_type` – Foursquare type of the venue, if known. (For example, „arts_entertainment/default“, „arts_entertainment/aquarium“ or „food/icecream“.)
- `google_place_id` – Google Places identifier of the venue

- `google_place_type` – Google Places type of the venue. (See supported types.)
- `disable_notification` – Sends the message silently. Users will receive a notification with no sound.
- `protect_content` – Protects the contents of the sent message from forwarding and saving
- `reply_parameters` – Description of the message to reply to
- `reply_markup` – Additional interface options. A JSON-serialized object for an inline keyboard, custom reply keyboard, instructions to remove reply keyboard or to force a reply from the user.
- `allow_sending_without_reply` – Pass `True` if the message should be sent even if the specified replied-to message is not found
- `reply_to_message_id` – If the message is a reply, ID of the original message

**Повертає**

instance of method *`aiogram.methods.send_venue.SendVenue`*

`reply_video`(*video: Union[InputFile, str], duration: Optional[int] = None, width: Optional[int] = None, height: Optional[int] = None, thumbnail: Optional[InputFile] = None, caption: Optional[str] = None, parse_mode: Optional[Union[str, Default]] = <Default('parse_mode')>, caption_entities: Optional[List[MessageEntity]] = None, has_spoiler: Optional[bool] = None, supports_streaming: Optional[bool] = None, disable_notification: Optional[bool] = None, protect_content: Optional[Union[bool, Default]] = <Default('protect_content')>, reply_parameters: Optional[ReplyParameters] = None, reply_markup: Optional[Union[InlineKeyboardMarkup, ReplyKeyboardMarkup, ReplyKeyboardRemove, ForceReply]] = None, allow_sending_without_reply: Optional[bool] = None, **kwargs: Any*) → *SendVideo*

Shortcut for method *`aiogram.methods.send_video.SendVideo`* will automatically fill method attributes:

- `chat_id`
- `message_thread_id`
- `reply_to_message_id`

Use this method to send video files, Telegram clients support MPEG4 videos (other formats may be sent as *`aiogram.types.document.Document`*). On success, the sent *`aiogram.types.message.Message`* is returned. Bots can currently send video files of up to 50 MB in size, this limit may be changed in the future.

Source: https://core.telegram.org/bots/api#sendvideo

**Параметри**

- `video` – Video to send. Pass a file_id as String to send a video that exists on the Telegram servers (recommended), pass an HTTP URL as a String for Telegram to get a video from the Internet, or upload a new video using multipart/form-data. *More information on Sending Files »*
- `duration` – Duration of sent video in seconds
- `width` – Video width
- `height` – Video height

- `thumbnail` – Thumbnail of the file sent; can be ignored if thumbnail generation for the file is supported server-side. The thumbnail should be in JPEG format and less than 200 kB in size. A thumbnail's width and height should not exceed 320. Ignored if the file is not uploaded using multipart/form-data. Thumbnails can't be reused and can be only uploaded as a new file, so you can pass „attach://<file_attach_name>" if the thumbnail was uploaded using multipart/form-data under <file_attach_name>. *More information on Sending Files »*
- `caption` – Video caption (may also be used when resending videos by *file_id*), 0-1024 characters after entities parsing
- `parse_mode` – Mode for parsing entities in the video caption. See formatting options for more details.
- `caption_entities` – A JSON-serialized list of special entities that appear in the caption, which can be specified instead of *parse_mode*
- `has_spoiler` – Pass `True` if the video needs to be covered with a spoiler animation
- `supports_streaming` – Pass `True` if the uploaded video is suitable for streaming
- `disable_notification` – Sends the message silently. Users will receive a notification with no sound.
- `protect_content` – Protects the contents of the sent message from forwarding and saving
- `reply_parameters` – Description of the message to reply to
- `reply_markup` – Additional interface options. A JSON-serialized object for an inline keyboard, custom reply keyboard, instructions to remove reply keyboard or to force a reply from the user.
- `allow_sending_without_reply` – Pass `True` if the message should be sent even if the specified replied-to message is not found

**Повертає**

instance of method *`aiogram.methods.send_video.SendVideo`*

`answer_video`(*video: Union[InputFile, str], duration: Optional[int] = None, width: Optional[int] = None, height: Optional[int] = None, thumbnail: Optional[InputFile] = None, caption: Optional[str] = None, parse_mode: Optional[Union[str, Default]] = <Default('parse_mode')>, caption_entities: Optional[List[MessageEntity]] = None, has_spoiler: Optional[bool] = None, supports_streaming: Optional[bool] = None, disable_notification: Optional[bool] = None, protect_content: Optional[Union[bool, Default]] = <Default('protect_content')>, reply_parameters: Optional[ReplyParameters] = None, reply_markup: Optional[Union[InlineKeyboardMarkup, ReplyKeyboardMarkup, ReplyKeyboardRemove, ForceReply]] = None, allow_sending_without_reply: Optional[bool] = None, reply_to_message_id: Optional[int] = None, **kwargs: Any*) → *SendVideo*

Shortcut for method *`aiogram.methods.send_video.SendVideo`* will automatically fill method attributes:

- `chat_id`
- `message_thread_id`

Use this method to send video files, Telegram clients support MPEG4 videos (other formats may be sent as *`aiogram.types.document.Document`*). On success, the sent *`aiogram.types.message.`*

*Message* is returned. Bots can currently send video files of up to 50 MB in size, this limit may be changed in the future.

Source: https://core.telegram.org/bots/api#sendvideo

**Параметри**

- `video` – Video to send. Pass a file_id as String to send a video that exists on the Telegram servers (recommended), pass an HTTP URL as a String for Telegram to get a video from the Internet, or upload a new video using multipart/form-data. *More information on Sending Files »*
- `duration` – Duration of sent video in seconds
- `width` – Video width
- `height` – Video height
- `thumbnail` – Thumbnail of the file sent; can be ignored if thumbnail generation for the file is supported server-side. The thumbnail should be in JPEG format and less than 200 kB in size. A thumbnail's width and height should not exceed 320. Ignored if the file is not uploaded using multipart/form-data. Thumbnails can't be reused and can be only uploaded as a new file, so you can pass „attach://<file_attach_name>" if the thumbnail was uploaded using multipart/form-data under <file_attach_name>. *More information on Sending Files »*
- `caption` – Video caption (may also be used when resending videos by *file_id*), 0-1024 characters after entities parsing
- `parse_mode` – Mode for parsing entities in the video caption. See formatting options for more details.
- `caption_entities` – A JSON-serialized list of special entities that appear in the caption, which can be specified instead of *parse_mode*
- `has_spoiler` – Pass `True` if the video needs to be covered with a spoiler animation
- `supports_streaming` – Pass `True` if the uploaded video is suitable for streaming
- `disable_notification` – Sends the message silently. Users will receive a notification with no sound.
- `protect_content` – Protects the contents of the sent message from forwarding and saving
- `reply_parameters` – Description of the message to reply to
- `reply_markup` – Additional interface options. A JSON-serialized object for an inline keyboard, custom reply keyboard, instructions to remove reply keyboard or to force a reply from the user.
- `allow_sending_without_reply` – Pass `True` if the message should be sent even if the specified replied-to message is not found
- `reply_to_message_id` – If the message is a reply, ID of the original message

**Повертає**

instance of method *aiogram.methods.send_video.SendVideo*

`reply_video_note(video_note: Union[InputFile, str], duration: Optional[int] = None, length: Optional[int] = None, thumbnail: Optional[InputFile] = None, disable_notification: Optional[bool] = None, protect_content: Optional[Union[bool, Default]] = <Default('protect_content')>, reply_parameters: Optional[ReplyParameters] = None, reply_markup: Optional[Union[InlineKeyboardMarkup, ReplyKeyboardMarkup, ReplyKeyboardRemove, ForceReply]] = None, allow_sending_without_reply: Optional[bool] = None, **kwargs: Any) → SendVideoNote`

Shortcut for method `aiogram.methods.send_video_note.SendVideoNote` will automatically fill method attributes:

- `chat_id`
- `message_thread_id`
- `reply_to_message_id`

As of v.4.0, Telegram clients support rounded square MPEG4 videos of up to 1 minute long. Use this method to send video messages. On success, the sent `aiogram.types.message.Message` is returned.

Source: https://core.telegram.org/bots/api#sendvideonote

**Параметри**

- `video_note` – Video note to send. Pass a file_id as String to send a video note that exists on the Telegram servers (recommended) or upload a new video using multipart/form-data. *More information on Sending Files »*. Sending video notes by a URL is currently unsupported
- `duration` – Duration of sent video in seconds
- `length` – Video width and height, i.e. diameter of the video message
- `thumbnail` – Thumbnail of the file sent; can be ignored if thumbnail generation for the file is supported server-side. The thumbnail should be in JPEG format and less than 200 kB in size. A thumbnail's width and height should not exceed 320. Ignored if the file is not uploaded using multipart/form-data. Thumbnails can't be reused and can be only uploaded as a new file, so you can pass „attach://<file_attach_name>“ if the thumbnail was uploaded using multipart/form-data under <file_attach_name>. *More information on Sending Files »*
- `disable_notification` – Sends the message silently. Users will receive a notification with no sound.
- `protect_content` – Protects the contents of the sent message from forwarding and saving
- `reply_parameters` – Description of the message to reply to
- `reply_markup` – Additional interface options. A JSON-serialized object for an inline keyboard, custom reply keyboard, instructions to remove reply keyboard or to force a reply from the user.
- `allow_sending_without_reply` – Pass `True` if the message should be sent even if the specified replied-to message is not found

**Повертає**

instance of method `aiogram.methods.send_video_note.SendVideoNote`

answer_video_note(*video_note: Union[InputFile, str], duration: Optional[int] = None, length: Optional[int] = None, thumbnail: Optional[InputFile] = None, disable_notification: Optional[bool] = None, protect_content: Optional[Union[bool, Default]] = <Default('protect_content')>, reply_parameters: Optional[ReplyParameters] = None, reply_markup: Optional[Union[InlineKeyboardMarkup, ReplyKeyboardMarkup, ReplyKeyboardRemove, ForceReply]] = None, allow_sending_without_reply: Optional[bool] = None, reply_to_message_id: Optional[int] = None, **kwargs: Any*) → *SendVideoNote*

Shortcut for method *aiogram.methods.send_video_note.SendVideoNote* will automatically fill method attributes:

- chat_id
- message_thread_id

As of v.4.0, Telegram clients support rounded square MPEG4 videos of up to 1 minute long. Use this method to send video messages. On success, the sent *aiogram.types.message.Message* is returned.

Source: https://core.telegram.org/bots/api#sendvideonote

**Параметри**

- video_note – Video note to send. Pass a file_id as String to send a video note that exists on the Telegram servers (recommended) or upload a new video using multipart/form-data. *More information on Sending Files »*. Sending video notes by a URL is currently unsupported
- duration – Duration of sent video in seconds
- length – Video width and height, i.e. diameter of the video message
- thumbnail – Thumbnail of the file sent; can be ignored if thumbnail generation for the file is supported server-side. The thumbnail should be in JPEG format and less than 200 kB in size. A thumbnail's width and height should not exceed 320. Ignored if the file is not uploaded using multipart/form-data. Thumbnails can't be reused and can be only uploaded as a new file, so you can pass „attach://<file_attach_name>“ if the thumbnail was uploaded using multipart/form-data under <file_attach_name>. *More information on Sending Files »*
- disable_notification – Sends the message silently. Users will receive a notification with no sound.
- protect_content – Protects the contents of the sent message from forwarding and saving
- reply_parameters – Description of the message to reply to
- reply_markup – Additional interface options. A JSON-serialized object for an inline keyboard, custom reply keyboard, instructions to remove reply keyboard or to force a reply from the user.
- allow_sending_without_reply – Pass True if the message should be sent even if the specified replied-to message is not found
- reply_to_message_id – If the message is a reply, ID of the original message

**Повертає**

instance of method *aiogram.methods.send_video_note.SendVideoNote*

`reply_voice`(*voice: Union[InputFile, str], caption: Optional[str] = None, parse_mode: Optional[Union[str, Default]] = <Default('parse_mode')>, caption_entities: Optional[List[MessageEntity]] = None, duration: Optional[int] = None, disable_notification: Optional[bool] = None, protect_content: Optional[Union[bool, Default]] = <Default('protect_content')>, reply_parameters: Optional[ReplyParameters] = None, reply_markup: Optional[Union[InlineKeyboardMarkup, ReplyKeyboardMarkup, ReplyKeyboardRemove, ForceReply]] = None, allow_sending_without_reply: Optional[bool] = None, **kwargs: Any*) → *SendVoice*

Shortcut for method *aiogram.methods.send_voice.SendVoice* will automatically fill method attributes:

- `chat_id`
- `message_thread_id`
- `reply_to_message_id`

Use this method to send audio files, if you want Telegram clients to display the file as a playable voice message. For this to work, your audio must be in an .OGG file encoded with OPUS (other formats may be sent as *aiogram.types.audio.Audio* or *aiogram.types.document.Document* ). On success, the sent *aiogram.types.message.Message* is returned. Bots can currently send voice messages of up to 50 MB in size, this limit may be changed in the future.

Source: https://core.telegram.org/bots/api#sendvoice

**Параметри**

- `voice` – Audio file to send. Pass a file_id as String to send a file that exists on the Telegram servers (recommended), pass an HTTP URL as a String for Telegram to get a file from the Internet, or upload a new one using multipart/form-data. *More information on Sending Files »*
- `caption` – Voice message caption, 0-1024 characters after entities parsing
- `parse_mode` – Mode for parsing entities in the voice message caption. See formatting options for more details.
- `caption_entities` – A JSON-serialized list of special entities that appear in the caption, which can be specified instead of *parse_mode*
- `duration` – Duration of the voice message in seconds
- `disable_notification` – Sends the message silently. Users will receive a notification with no sound.
- `protect_content` – Protects the contents of the sent message from forwarding and saving
- `reply_parameters` – Description of the message to reply to
- `reply_markup` – Additional interface options. A JSON-serialized object for an inline keyboard, custom reply keyboard, instructions to remove reply keyboard or to force a reply from the user.
- `allow_sending_without_reply` – Pass `True` if the message should be sent even if the specified replied-to message is not found

**Повертає**

instance of method *aiogram.methods.send_voice.SendVoice*

answer_voice(*voice: Union[InputFile, str], caption: Optional[str] = None, parse_mode: Optional[Union[str, Default]] = <Default('parse_mode')>, caption_entities: Optional[List[MessageEntity]] = None, duration: Optional[int] = None, disable_notification: Optional[bool] = None, protect_content: Optional[Union[bool, Default]] = <Default('protect_content')>, reply_parameters: Optional[ReplyParameters] = None, reply_markup: Optional[Union[InlineKeyboardMarkup, ReplyKeyboardMarkup, ReplyKeyboardRemove, ForceReply]] = None, allow_sending_without_reply: Optional[bool] = None, reply_to_message_id: Optional[int] = None, **kwargs: Any*) → *SendVoice*

Shortcut for method *aiogram.methods.send_voice.SendVoice* will automatically fill method attributes:

- chat_id
- message_thread_id

Use this method to send audio files, if you want Telegram clients to display the file as a playable voice message. For this to work, your audio must be in an .OGG file encoded with OPUS (other formats may be sent as *aiogram.types.audio.Audio* or *aiogram.types.document.Document*). On success, the sent *aiogram.types.message.Message* is returned. Bots can currently send voice messages of up to 50 MB in size, this limit may be changed in the future.

Source: https://core.telegram.org/bots/api#sendvoice

**Параметри**

- voice – Audio file to send. Pass a file_id as String to send a file that exists on the Telegram servers (recommended), pass an HTTP URL as a String for Telegram to get a file from the Internet, or upload a new one using multipart/form-data. *More information on Sending Files »*
- caption – Voice message caption, 0-1024 characters after entities parsing
- parse_mode – Mode for parsing entities in the voice message caption. See formatting options for more details.
- caption_entities – A JSON-serialized list of special entities that appear in the caption, which can be specified instead of *parse_mode*
- duration – Duration of the voice message in seconds
- disable_notification – Sends the message silently. Users will receive a notification with no sound.
- protect_content – Protects the contents of the sent message from forwarding and saving
- reply_parameters – Description of the message to reply to
- reply_markup – Additional interface options. A JSON-serialized object for an inline keyboard, custom reply keyboard, instructions to remove reply keyboard or to force a reply from the user.
- allow_sending_without_reply – Pass True if the message should be sent even if the specified replied-to message is not found
- reply_to_message_id – If the message is a reply, ID of the original message

**Повертає**

instance of method *aiogram.methods.send_voice.SendVoice*

`send_copy`(*chat_id: str | int*, *disable_notification: bool | None = None*, *reply_to_message_id: int | None = None*, *reply_parameters:* ReplyParameters *| None = None*, *reply_markup:* InlineKeyboardMarkup *|* ReplyKeyboardMarkup *| None = None*, *allow_sending_without_reply: bool | None = None*, *message_thread_id: int | None = None*, *parse_mode: str | None = None*) → *ForwardMessage* | *SendAnimation* | *SendAudio* | *SendContact* | *SendDocument* | *SendLocation* | *SendMessage* | *SendPhoto* | *SendPoll* | *SendDice* | *SendSticker* | *SendVenue* | *SendVideo* | *SendVideoNote* | *SendVoice*

Send copy of a message.

Is similar to `aiogram.client.bot.Bot.copy_message()` but returning the sent message instead of *`aiogram.types.message_id.MessageId`*

---

**Примітка:** This method doesn't use the API method named *copyMessage* and historically implemented before the similar method is added to API

---

**Параметри**

- `chat_id` –
- `disable_notification` –
- `reply_to_message_id` –
- `reply_parameters` –
- `reply_markup` –
- `allow_sending_without_reply` –
- `message_thread_id` –
- `parse_mode` –

**Повертає**

`copy_to`(*chat_id: Union[int, str], message_thread_id: Optional[int] = None, caption: Optional[str] = None, parse_mode: Optional[Union[str, Default]] = <Default('parse_mode')>, caption_entities: Optional[List[MessageEntity]] = None, disable_notification: Optional[bool] = None, protect_content: Optional[Union[bool, Default]] = <Default('protect_content')>, reply_parameters: Optional[ReplyParameters] = None, reply_markup: Optional[Union[InlineKeyboardMarkup, ReplyKeyboardMarkup, ReplyKeyboardRemove, ForceReply]] = None, allow_sending_without_reply: Optional[bool] = None, reply_to_message_id: Optional[int] = None, **kwargs: Any*) → *CopyMessage*

Shortcut for method *`aiogram.methods.copy_message.CopyMessage`* will automatically fill method attributes:

- `from_chat_id`
- `message_id`

Use this method to copy messages of any kind. Service messages, giveaway messages, giveaway winners messages, and invoice messages can't be copied. A quiz `aiogram.methods.poll.Poll` can be copied only if the value of the field *correct_option_id* is known to the bot. The method is analogous to the method *`aiogram.methods.forward_message.ForwardMessage`*, but the copied message doesn't have a link to the original message. Returns the *`aiogram.types.message_id.MessageId`* of the sent message on success.

Source: https://core.telegram.org/bots/api#copymessage

**Параметри**

- `chat_id` – Unique identifier for the target chat or username of the target channel (in the format `@channelusername`)
- `message_thread_id` – Unique identifier for the target message thread (topic) of the forum; for forum supergroups only
- `caption` – New caption for media, 0-1024 characters after entities parsing. If not specified, the original caption is kept
- `parse_mode` – Mode for parsing entities in the new caption. See formatting options for more details.
- `caption_entities` – A JSON-serialized list of special entities that appear in the new caption, which can be specified instead of *parse_mode*
- `disable_notification` – Sends the message silently. Users will receive a notification with no sound.
- `protect_content` – Protects the contents of the sent message from forwarding and saving
- `reply_parameters` – Description of the message to reply to
- `reply_markup` – Additional interface options. A JSON-serialized object for an inline keyboard, custom reply keyboard, instructions to remove reply keyboard or to force a reply from the user.
- `allow_sending_without_reply` – Pass `True` if the message should be sent even if the specified replied-to message is not found
- `reply_to_message_id` – If the message is a reply, ID of the original message

**Повертає**

instance of method *`aiogram.methods.copy_message.CopyMessage`*

`edit_text`(*text: str*, *inline_message_id: Optional[str] = None*, *parse_mode: Optional[Union[str, Default]] = <Default('parse_mode')>*, *entities: Optional[List[MessageEntity]] = None*, *link_preview_options: Optional[LinkPreviewOptions] = None*, *reply_markup: Optional[InlineKeyboardMarkup] = None*, *disable_web_page_preview: Optional[Union[bool, Default]] = <Default('link_preview_is_disabled')>*, ***kwargs: Any*) → *EditMessageText*

Shortcut for method *`aiogram.methods.edit_message_text.EditMessageText`* will automatically fill method attributes:

- `chat_id`
- `message_id`

Use this method to edit text and game messages. On success, if the edited message is not an inline message, the edited *`aiogram.types.message.Message`* is returned, otherwise `True` is returned.

Source: https://core.telegram.org/bots/api#editmessagetext

**Параметри**

- `text` – New text of the message, 1-4096 characters after entities parsing
- `inline_message_id` – Required if *chat_id* and *message_id* are not specified. Identifier of the inline message
- `parse_mode` – Mode for parsing entities in the message text. See formatting options for more details.

- `entities` – A JSON-serialized list of special entities that appear in message text, which can be specified instead of *parse_mode*
- `link_preview_options` – Link preview generation options for the message
- `reply_markup` – A JSON-serialized object for an inline keyboard.
- `disable_web_page_preview` – Disables link previews for links in this message

**Повертає**
instance of method *aiogram.methods.edit_message_text.EditMessageText*

`forward`(*chat_id: Union[int, str], message_thread_id: Optional[int] = None, disable_notification: Optional[bool] = None, protect_content: Optional[Union[bool, Default]] = <Default('protect_content')>, **kwargs: Any*) → *ForwardMessage*

Shortcut for method *aiogram.methods.forward_message.ForwardMessage* will automatically fill method attributes:

- `from_chat_id`
- `message_id`

Use this method to forward messages of any kind. Service messages and messages with protected content can't be forwarded. On success, the sent *aiogram.types.message.Message* is returned.

Source: https://core.telegram.org/bots/api#forwardmessage

**Параметри**

- `chat_id` – Unique identifier for the target chat or username of the target channel (in the format `@channelusername`)
- `message_thread_id` – Unique identifier for the target message thread (topic) of the forum; for forum supergroups only
- `disable_notification` – Sends the message silently. Users will receive a notification with no sound.
- `protect_content` – Protects the contents of the forwarded message from forwarding and saving

**Повертає**
instance of method *aiogram.methods.forward_message.ForwardMessage*

`edit_media`(*media:* InputMediaAnimation | InputMediaDocument | InputMediaAudio | InputMediaPhoto | InputMediaVideo, *inline_message_id: str | None = None, reply_markup:* InlineKeyboardMarkup | *None = None, **kwargs: Any*) → *EditMessageMedia*

Shortcut for method *aiogram.methods.edit_message_media.EditMessageMedia* will automatically fill method attributes:

- `chat_id`
- `message_id`

Use this method to edit animation, audio, document, photo, or video messages. If a message is part of a message album, then it can be edited only to an audio for audio albums, only to a document for document albums and to a photo or a video otherwise. When an inline message is edited, a new file can't be uploaded; use a previously uploaded file via its file_id or specify a URL. On success, if the edited message is not an inline message, the edited *aiogram.types.message.Message* is returned, otherwise `True` is returned.

Source: https://core.telegram.org/bots/api#editmessagemedia

**Параметри**

- `media` – A JSON-serialized object for a new media content of the message
- `inline_message_id` – Required if *chat_id* and *message_id* are not specified. Identifier of the inline message
- `reply_markup` – A JSON-serialized object for a new inline keyboard.

**Повертає**

instance of method *aiogram.methods.edit_message_media.EditMessageMedia*

`edit_reply_markup`(*inline_message_id: str | None = None*, *reply_markup:* InlineKeyboardMarkup *| None = None*, ***kwargs: Any*) → *EditMessageReplyMarkup*

Shortcut for method *aiogram.methods.edit_message_reply_markup.EditMessageReplyMarkup* will automatically fill method attributes:

- `chat_id`
- `message_id`

Use this method to edit only the reply markup of messages. On success, if the edited message is not an inline message, the edited *aiogram.types.message.Message* is returned, otherwise `True` is returned.

Source: https://core.telegram.org/bots/api#editmessagereplymarkup

**Параметри**

- `inline_message_id` – Required if *chat_id* and *message_id* are not specified. Identifier of the inline message
- `reply_markup` – A JSON-serialized object for an inline keyboard.

**Повертає**

instance of method *aiogram.methods.edit_message_reply_markup.EditMessageReplyMarkup*

`delete_reply_markup`(*inline_message_id: str | None = None*, ***kwargs: Any*) → *EditMessageReplyMarkup*

Shortcut for method *aiogram.methods.edit_message_reply_markup.EditMessageReplyMarkup* will automatically fill method attributes:

- `chat_id`
- `message_id`
- `reply_markup`

Use this method to edit only the reply markup of messages. On success, if the edited message is not an inline message, the edited *aiogram.types.message.Message* is returned, otherwise `True` is returned.

Source: https://core.telegram.org/bots/api#editmessagereplymarkup

**Параметри**

`inline_message_id` – Required if *chat_id* and *message_id* are not specified. Identifier of the inline message

**Повертає**

instance of method *aiogram.methods.edit_message_reply_markup.EditMessageReplyMarkup*

`edit_live_location`(*latitude: float*, *longitude: float*, *inline_message_id: str | None = None*, *horizontal_accuracy: float | None = None*, *heading: int | None = None*, *proximity_alert_radius: int | None = None*, *reply_markup: InlineKeyboardMarkup | None = None*, ***kwargs: Any*) → *EditMessageLiveLocation*

Shortcut for method `aiogram.methods.edit_message_live_location.EditMessageLiveLocation` will automatically fill method attributes:

- `chat_id`
- `message_id`

Use this method to edit live location messages. A location can be edited until its *live_period* expires or editing is explicitly disabled by a call to `aiogram.methods.stop_message_live_location.StopMessageLiveLocation`. On success, if the edited message is not an inline message, the edited `aiogram.types.message.Message` is returned, otherwise `True` is returned.

Source: https://core.telegram.org/bots/api#editmessagelivelocation

**Параметри**

- `latitude` – Latitude of new location
- `longitude` – Longitude of new location
- `inline_message_id` – Required if *chat_id* and *message_id* are not specified. Identifier of the inline message
- `horizontal_accuracy` – The radius of uncertainty for the location, measured in meters; 0-1500
- `heading` – Direction in which the user is moving, in degrees. Must be between 1 and 360 if specified.
- `proximity_alert_radius` – The maximum distance for proximity alerts about approaching another chat member, in meters. Must be between 1 and 100000 if specified.
- `reply_markup` – A JSON-serialized object for a new inline keyboard.

**Повертає**

instance of method `aiogram.methods.edit_message_live_location.EditMessageLiveLocation`

`stop_live_location`(*inline_message_id: str | None = None*, *reply_markup: InlineKeyboardMarkup | None = None*, ***kwargs: Any*) → *StopMessageLiveLocation*

Shortcut for method `aiogram.methods.stop_message_live_location.StopMessageLiveLocation` will automatically fill method attributes:

- `chat_id`
- `message_id`

Use this method to stop updating a live location message before *live_period* expires. On success, if the message is not an inline message, the edited `aiogram.types.message.Message` is returned, otherwise `True` is returned.

Source: https://core.telegram.org/bots/api#stopmessagelivelocation

**Параметри**

- `inline_message_id` – Required if *chat_id* and *message_id* are not specified. Identifier of the inline message
- `reply_markup` – A JSON-serialized object for a new inline keyboard.

**Повертає**
instance of method *aiogram.methods.stop_message_live_location.StopMessageLiveLocation*

`edit_caption`(*inline_message_id: Optional[str] = None*, *caption: Optional[str] = None*, *parse_mode: Optional[Union[str, Default]] = <Default('parse_mode')>*, *caption_entities: Optional[List[MessageEntity]] = None*, *reply_markup: Optional[InlineKeyboardMarkup] = None*, ***kwargs: Any*) → *EditMessageCaption*

Shortcut for method *aiogram.methods.edit_message_caption.EditMessageCaption* will automatically fill method attributes:

- `chat_id`
- `message_id`

Use this method to edit captions of messages. On success, if the edited message is not an inline message, the edited *aiogram.types.message.Message* is returned, otherwise `True` is returned.

Source: https://core.telegram.org/bots/api#editmessagecaption

**Параметри**

- `inline_message_id` – Required if *chat_id* and *message_id* are not specified. Identifier of the inline message
- `caption` – New caption of the message, 0-1024 characters after entities parsing
- `parse_mode` – Mode for parsing entities in the message caption. See formatting options for more details.
- `caption_entities` – A JSON-serialized list of special entities that appear in the caption, which can be specified instead of *parse_mode*
- `reply_markup` – A JSON-serialized object for an inline keyboard.

**Повертає**
instance of method *aiogram.methods.edit_message_caption.EditMessageCaption*

`delete`(***kwargs: Any*) → *DeleteMessage*

Shortcut for method *aiogram.methods.delete_message.DeleteMessage* will automatically fill method attributes:

- `chat_id`
- `message_id`

Use this method to delete a message, including service messages, with the following limitations:

- A message can only be deleted if it was sent less than 48 hours ago.
- Service messages about a supergroup, channel, or forum topic creation can't be deleted.
- A dice message in a private chat can only be deleted if it was sent more than 24 hours ago.
- Bots can delete outgoing messages in private chats, groups, and supergroups.
- Bots can delete incoming messages in private chats.
- Bots granted *can_post_messages* permissions can delete outgoing messages in channels.

- If the bot is an administrator of a group, it can delete any message there.
- If the bot has *can_delete_messages* permission in a supergroup or a channel, it can delete any message there.

Returns `True` on success.

Source: https://core.telegram.org/bots/api#deletemessage

**Повертає**
instance of method *aiogram.methods.delete_message.DeleteMessage*

`pin(`*disable_notification: bool | None = None, **kwargs: Any*`) → `*PinChatMessage*

Shortcut for method *aiogram.methods.pin_chat_message.PinChatMessage* will automatically fill method attributes:

- `chat_id`
- `message_id`

Use this method to add a message to the list of pinned messages in a chat. If the chat is not a private chat, the bot must be an administrator in the chat for this to work and must have the „can_pin_messages“ administrator right in a supergroup or „can_edit_messages“ administrator right in a channel. Returns `True` on success.

Source: https://core.telegram.org/bots/api#pinchatmessage

**Параметри**
`disable_notification` – Pass `True` if it is not necessary to send a notification to all chat members about the new pinned message. Notifications are always disabled in channels and private chats.

**Повертає**
instance of method *aiogram.methods.pin_chat_message.PinChatMessage*

`unpin(`***kwargs: Any*`) → `*UnpinChatMessage*

Shortcut for method *aiogram.methods.unpin_chat_message.UnpinChatMessage* will automatically fill method attributes:

- `chat_id`
- `message_id`

Use this method to remove a message from the list of pinned messages in a chat. If the chat is not a private chat, the bot must be an administrator in the chat for this to work and must have the „can_pin_messages“ administrator right in a supergroup or „can_edit_messages“ administrator right in a channel. Returns `True` on success.

Source: https://core.telegram.org/bots/api#unpinchatmessage

**Повертає**
instance of method *aiogram.methods.unpin_chat_message.UnpinChatMessage*

`get_url(`*force_private: bool = False*`) → `str | None

Returns message URL. Cannot be used in private (one-to-one) chats. If chat has a username, returns URL like https://t.me/username/message_id Otherwise (or if {force_private} flag is set), returns https://t.me/c/shifted_chat_id/message_id

**Параметри**
`force_private` – if set, a private URL is returned even for a public chat

**Повертає**
string with full message URL

react(*reaction: List[ReactionTypeEmoji | ReactionTypeCustomEmoji] | None = None*, *is_big: bool | None = None*, ***kwargs: Any*) → *SetMessageReaction*

Shortcut for method *aiogram.methods.set_message_reaction.SetMessageReaction* will automatically fill method attributes:

- chat_id
- message_id

Use this method to change the chosen reactions on a message. Service messages can't be reacted to. Automatically forwarded messages from a channel to its discussion group have the same available reactions as messages in the channel. Returns True on success.

Source: https://core.telegram.org/bots/api#setmessagereaction

**Параметри**

- reaction – New list of reaction types to set on the message. Currently, as non-premium users, bots can set up to one reaction per message. A custom emoji reaction can be used if it is either already present on the message or explicitly allowed by chat administrators.
- is_big – Pass True to set the reaction with a big animation

**Повертає**

instance of method *aiogram.methods.set_message_reaction.SetMessageReaction*

### MessageAutoDeleteTimerChanged

class aiogram.types.message_auto_delete_timer_changed.MessageAutoDeleteTimerChanged(*, *message_auto_delete_int*, ***extra_data: Any*)

This object represents a service message about a change in auto-delete timer settings.

Source: https://core.telegram.org/bots/api#messageautodeletetimerchanged

message_auto_delete_time: int

New auto-delete time for messages in the chat; in seconds

model_computed_fields: ClassVar[dict[str, ComputedFieldInfo]] = {}

A dictionary of computed field names and their corresponding *ComputedFieldInfo* objects.

### MessageEntity

class aiogram.types.message_entity.MessageEntity(*, *type: str*, *offset: int*, *length: int*, *url: str | None = None*, *user: User | None = None*, *language: str | None = None*, *custom_emoji_id: str | None = None*, ***extra_data: Any*)

This object represents one special entity in a text message. For example, hashtags, usernames, URLs, etc.

Source: https://core.telegram.org/bots/api#messageentity

`type: str`

Type of the entity. Currently, can be „mention“ (`@username`), „hashtag“ (`#hashtag`), „cashtag“ (`$USD`), „bot_command“ (`/start@jobs_bot`), „url“ (`https://telegram.org`), „email“ (`do-not-reply@telegram.org`), „phone_number“ (`+1-212-555-0123`), „bold“ (**bold text**), „italic“ (*italic text*), „underline“ (underlined text), „strikethrough“ (strikethrough text), „spoiler“ (spoiler message), „blockquote“ (block quotation), „code“ (monowidth string), „pre“ (monowidth block), „text_link“ (for clickable text URLs), „text_mention“ (for users without usernames), „custom_emoji“ (for inline custom emoji stickers)

`offset: int`

Offset in UTF-16 code units to the start of the entity

`length: int`

Length of the entity in UTF-16 code units

`url: str | None`

*Optional*. For „text_link“ only, URL that will be opened after user taps on the text

`model_computed_fields: ClassVar[dict[str, ComputedFieldInfo]] = {}`

A dictionary of computed field names and their corresponding *ComputedFieldInfo* objects.

`user: User | None`

*Optional*. For „text_mention“ only, the mentioned user

`language: str | None`

*Optional*. For „pre“ only, the programming language of the entity text

`custom_emoji_id: str | None`

*Optional*. For „custom_emoji“ only, unique identifier of the custom emoji. Use `aiogram.methods.get_custom_emoji_stickers.GetCustomEmojiStickers` to get full information about the sticker

`extract_from(text: str) → str`

### MessageId

`class aiogram.types.message_id.MessageId(*, message_id: int, **extra_data: Any)`

This object represents a unique message identifier.

Source: https://core.telegram.org/bots/api#messageid

`message_id: int`

Unique message identifier

`model_computed_fields: ClassVar[dict[str, ComputedFieldInfo]] = {}`

A dictionary of computed field names and their corresponding *ComputedFieldInfo* objects.

### MessageOrigin

`class aiogram.types.message_origin.MessageOrigin(**extra_data: Any)`

This object describes the origin of a message. It can be one of

- *aiogram.types.message_origin_user.MessageOriginUser*
- *aiogram.types.message_origin_hidden_user.MessageOriginHiddenUser*
- *aiogram.types.message_origin_chat.MessageOriginChat*
- *aiogram.types.message_origin_channel.MessageOriginChannel*

Source: https://core.telegram.org/bots/api#messageorigin

`model_computed_fields: ClassVar[dict[str, ComputedFieldInfo]] = {}`

A dictionary of computed field names and their corresponding *ComputedFieldInfo* objects.

### MessageOriginChannel

`class aiogram.types.message_origin_channel.MessageOriginChannel(*, type: Literal[MessageOriginType.CHANNEL] = MessageOriginType.CHANNEL, date: datetime, chat: Chat, message_id: int, author_signature: str | None = None, **extra_data: Any)`

The message was originally sent to a channel chat.

Source: https://core.telegram.org/bots/api#messageoriginchannel

`type: Literal[MessageOriginType.CHANNEL]`

Type of the message origin, always „channel“

`date: DateTime`

Date the message was sent originally in Unix time

`chat: Chat`

Channel chat to which the message was originally sent

`model_computed_fields: ClassVar[dict[str, ComputedFieldInfo]] = {}`

A dictionary of computed field names and their corresponding *ComputedFieldInfo* objects.

`message_id: int`

Unique message identifier inside the chat

`author_signature: str | None`

*Optional*. Signature of the original post author

### MessageOriginChat

`class aiogram.types.message_origin_chat.MessageOriginChat(*, type: Literal[MessageOriginType.CHAT] = MessageOriginType.CHAT, date: datetime, sender_chat: Chat, author_signature: str | None = None, **extra_data: Any)`

The message was originally sent on behalf of a chat to a group chat.

Source: https://core.telegram.org/bots/api#messageoriginchat

`type: Literal[MessageOriginType.CHAT]`

Type of the message origin, always „chat“

`date: DateTime`

Date the message was sent originally in Unix time

`model_computed_fields: ClassVar[dict[str, ComputedFieldInfo]] = {}`

A dictionary of computed field names and their corresponding *ComputedFieldInfo* objects.

`sender_chat: Chat`

Chat that sent the message originally

`author_signature: str | None`

*Optional*. For messages originally sent by an anonymous chat administrator, original message author signature

### MessageOriginHiddenUser

`class aiogram.types.message_origin_hidden_user.MessageOriginHiddenUser(*, type: Literal[MessageOriginType.HIDDEN_US = MessageOriginType.HIDDEN_USER, date: datetime, sender_user_name: str, **extra_data: Any)`

The message was originally sent by an unknown user.

Source: https://core.telegram.org/bots/api#messageoriginhiddenuser

`type: Literal[MessageOriginType.HIDDEN_USER]`

Type of the message origin, always „hidden_user“

`date: datetime`

Date the message was sent originally in Unix time

`model_computed_fields: ClassVar[dict[str, ComputedFieldInfo]] = {}`

A dictionary of computed field names and their corresponding *ComputedFieldInfo* objects.

`sender_user_name: str`

Name of the user that sent the message originally

### MessageOriginUser

`class aiogram.types.message_origin_user.MessageOriginUser(*, type: Literal[MessageOriginType.USER] = MessageOriginType.USER, date: datetime, sender_user: User, **extra_data: Any)`

The message was originally sent by a known user.

Source: https://core.telegram.org/bots/api#messageoriginuser

`type: Literal[MessageOriginType.USER]`

Type of the message origin, always „user“

`date: DateTime`

Date the message was sent originally in Unix time

`model_computed_fields: ClassVar[dict[str, ComputedFieldInfo]] = {}`

A dictionary of computed field names and their corresponding *ComputedFieldInfo* objects.

`sender_user: User`

User that sent the message originally

### MessageReactionCountUpdated

`class aiogram.types.message_reaction_count_updated.MessageReactionCountUpdated(*, chat: Chat, message_id: int, date: datetime, reactions: List[ReactionCount], **extra_data: Any)`

This object represents reaction changes on a message with anonymous reactions.

Source: https://core.telegram.org/bots/api#messagereactioncountupdated

`chat: Chat`

The chat containing the message

`message_id: int`

Unique message identifier inside the chat

`model_computed_fields: ClassVar[dict[str, ComputedFieldInfo]] = {}`

A dictionary of computed field names and their corresponding *ComputedFieldInfo* objects.

`date: DateTime`

Date of the change in Unix time

`reactions: List[ReactionCount]`

List of reactions that are present on the message

### MessageReactionUpdated

class aiogram.types.message_reaction_updated.MessageReactionUpdated(*, *chat:* Chat, *message_id: int*, *date: datetime*, *old_reaction: List[*ReactionTypeEmoji | ReactionTypeCustomEmoji*]*, *new_reaction: List[*ReactionTypeEmoji | ReactionTypeCustomEmoji*]*, *user:* User | *None = None*, *actor_chat:* Chat | *None = None*, ***extra_data: Any*)

This object represents a change of a reaction on a message performed by a user.

Source: https://core.telegram.org/bots/api#messagereactionupdated

`chat: Chat`

The chat containing the message the user reacted to

`message_id: int`

Unique identifier of the message inside the chat

`date: DateTime`

Date of the change in Unix time

`old_reaction: List[ReactionTypeEmoji | ReactionTypeCustomEmoji]`

Previous list of reaction types that were set by the user

`model_computed_fields: ClassVar[dict[str, ComputedFieldInfo]] = {}`

A dictionary of computed field names and their corresponding *ComputedFieldInfo* objects.

`new_reaction: List[ReactionTypeEmoji | ReactionTypeCustomEmoji]`

New list of reaction types that have been set by the user

`user: User | None`

*Optional*. The user that changed the reaction, if the user isn't anonymous

`actor_chat: Chat | None`

*Optional*. The chat on behalf of which the reaction was changed, if the user is anonymous

### PhotoSize

class aiogram.types.photo_size.PhotoSize(*, *file_id: str*, *file_unique_id: str*, *width: int*, *height: int*, *file_size: int | None = None*, ***extra_data: Any*)

This object represents one size of a photo or a file / `aiogram.methods.sticker.Sticker` thumbnail.

Source: https://core.telegram.org/bots/api#photosize

`file_id: str`

Identifier for this file, which can be used to download or reuse the file

`file_unique_id: str`

Unique identifier for this file, which is supposed to be the same over time and for different bots. Can't be used to download or reuse the file.

`width: int`

Photo width

`model_computed_fields: ClassVar[dict[str, ComputedFieldInfo]] = {}`

A dictionary of computed field names and their corresponding *ComputedFieldInfo* objects.

`height: int`

Photo height

`file_size: int | None`

*Optional*. File size in bytes

### Poll

`class aiogram.types.poll.Poll(*, id: str, question: str, options: List[PollOption], total_voter_count: int, is_closed: bool, is_anonymous: bool, type: str, allows_multiple_answers: bool, correct_option_id: int | None = None, explanation: str | None = None, explanation_entities: List[MessageEntity] | None = None, open_period: int | None = None, close_date: datetime | None = None, **extra_data: Any)`

This object contains information about a poll.

Source: https://core.telegram.org/bots/api#poll

`id: str`

Unique poll identifier

`question: str`

Poll question, 1-300 characters

`options: List[PollOption]`

List of poll options

`total_voter_count: int`

Total number of users that voted in the poll

`is_closed: bool`

`True`, if the poll is closed

`is_anonymous: bool`

`True`, if the poll is anonymous

`type: str`

Poll type, currently can be „regular“ or „quiz“

`model_computed_fields: ClassVar[dict[str, ComputedFieldInfo]] = {}`

A dictionary of computed field names and their corresponding *ComputedFieldInfo* objects.

`allows_multiple_answers: bool`

`True`, if the poll allows multiple answers

`correct_option_id: int | None`

*Optional*. 0-based identifier of the correct answer option. Available only for polls in the quiz mode, which are closed, or was sent (not forwarded) by the bot or to the private chat with the bot.

`explanation: str | None`

*Optional*. Text that is shown when a user chooses an incorrect answer or taps on the lamp icon in a quiz-style poll, 0-200 characters

`explanation_entities: List[MessageEntity] | None`

*Optional*. Special entities like usernames, URLs, bot commands, etc. that appear in the *explanation*

`open_period: int | None`

*Optional*. Amount of time in seconds the poll will be active after creation

`close_date: DateTime | None`

*Optional*. Point in time (Unix timestamp) when the poll will be automatically closed

### PollAnswer

`class aiogram.types.poll_answer.PollAnswer(*, poll_id: str, option_ids: List[int], voter_chat: Chat | None = None, user: User | None = None, **extra_data: Any)`

This object represents an answer of a user in a non-anonymous poll.

Source: https://core.telegram.org/bots/api#pollanswer

`poll_id: str`

Unique poll identifier

`option_ids: List[int]`

0-based identifiers of chosen answer options. May be empty if the vote was retracted.

`model_computed_fields: ClassVar[dict[str, ComputedFieldInfo]] = {}`

A dictionary of computed field names and their corresponding *ComputedFieldInfo* objects.

`voter_chat: Chat | None`

*Optional*. The chat that changed the answer to the poll, if the voter is anonymous

`user: User | None`

*Optional*. The user that changed the answer to the poll, if the voter isn't anonymous

### PollOption

`class aiogram.types.poll_option.PollOption(*, text: str, voter_count: int, **extra_data: Any)`

This object contains information about one answer option in a poll.

Source: https://core.telegram.org/bots/api#polloption

`text: str`

Option text, 1-100 characters

`model_computed_fields: ClassVar[dict[str, ComputedFieldInfo]] = {}`

A dictionary of computed field names and their corresponding *ComputedFieldInfo* objects.

`voter_count: int`

Number of users that voted for this option

### ProximityAlertTriggered

class aiogram.types.proximity_alert_triggered.ProximityAlertTriggered(*, *traveler:* User, *watcher:* User, *distance: int*, ***extra_data: Any*)

This object represents the content of a service message, sent whenever a user in the chat triggers a proximity alert set by another user.

Source: https://core.telegram.org/bots/api#proximityalerttriggered

traveler: *User*

User that triggered the alert

watcher: *User*

User that set the alert

model_computed_fields: ClassVar[dict[str, ComputedFieldInfo]] = {}

A dictionary of computed field names and their corresponding *ComputedFieldInfo* objects.

distance: int

The distance between the users

### ReactionCount

class aiogram.types.reaction_count.ReactionCount(*, *type:* ReactionTypeEmoji | ReactionTypeCustomEmoji, *total_count: int*, ***extra_data: Any*)

Represents a reaction added to a message along with the number of times it was added.

Source: https://core.telegram.org/bots/api#reactioncount

type: *ReactionTypeEmoji* | *ReactionTypeCustomEmoji*

Type of the reaction

model_computed_fields: ClassVar[dict[str, ComputedFieldInfo]] = {}

A dictionary of computed field names and their corresponding *ComputedFieldInfo* objects.

total_count: int

Number of times the reaction was added

### ReactionType

class aiogram.types.reaction_type.ReactionType(***extra_data: Any*)

This object describes the type of a reaction. Currently, it can be one of

- *aiogram.types.reaction_type_emoji.ReactionTypeEmoji*
- *aiogram.types.reaction_type_custom_emoji.ReactionTypeCustomEmoji*

Source: https://core.telegram.org/bots/api#reactiontype

model_computed_fields: ClassVar[dict[str, ComputedFieldInfo]] = {}

A dictionary of computed field names and their corresponding *ComputedFieldInfo* objects.

### ReactionTypeCustomEmoji

class aiogram.types.reaction_type_custom_emoji.ReactionTypeCustomEmoji(*, *type: Literal[ReactionTypeType.CUSTOM_EMOJI] = ReactionTypeType.CUSTOM_EMOJI*, *custom_emoji_id: str*, ***extra_data: Any*)

The reaction is based on a custom emoji.

Source: https://core.telegram.org/bots/api#reactiontypecustomemoji

type: Literal[ReactionTypeType.CUSTOM_EMOJI]

Type of the reaction, always „custom_emoji"

model_computed_fields: ClassVar[dict[str, ComputedFieldInfo]] = {}

A dictionary of computed field names and their corresponding *ComputedFieldInfo* objects.

custom_emoji_id: str

Custom emoji identifier

### ReactionTypeEmoji

class aiogram.types.reaction_type_emoji.ReactionTypeEmoji(*, *type: Literal[ReactionTypeType.EMOJI] = ReactionTypeType.EMOJI*, *emoji: str*, ***extra_data: Any*)

The reaction is based on an emoji.

Source: https://core.telegram.org/bots/api#reactiontypeemoji

type: Literal[ReactionTypeType.EMOJI]

Type of the reaction, always „emoji"

model_computed_fields: ClassVar[dict[str, ComputedFieldInfo]] = {}

A dictionary of computed field names and their corresponding *ComputedFieldInfo* objects.

emoji: str

Reaction emoji. Currently, it can be one of «», «», «», «», «», «», «», «», «», «», «», «», «», «», «», «», «», «», «», «», «», «», «», «», «», «», «», «», «», «», «», «», «», «», «», «», «», «», «», «», «», «», «», «», «», «», «», «», «», «», «», «», «», «», «», «», «», «», «», «», «», «», «», «», «», «», «», «», «», «», «», «», «», «»

### ReplyKeyboardMarkup

class aiogram.types.reply_keyboard_markup.ReplyKeyboardMarkup(*, *keyboard: List[List[KeyboardButton]]*, *is_persistent: bool | None = None*, *resize_keyboard: bool | None = None*, *one_time_keyboard: bool | None = None*, *input_field_placeholder: str | None = None*, *selective: bool | None = None*, ***extra_data: Any*)

This object represents a custom keyboard with reply options (see Introduction to bots for details and examples).

Source: https://core.telegram.org/bots/api#replykeyboardmarkup

`keyboard: List[List[KeyboardButton]]`

Array of button rows, each represented by an Array of *aiogram.types.keyboard_button.KeyboardButton* objects

`is_persistent: bool | None`

*Optional*. Requests clients to always show the keyboard when the regular keyboard is hidden. Defaults to *false*, in which case the custom keyboard can be hidden and opened with a keyboard icon.

`resize_keyboard: bool | None`

*Optional*. Requests clients to resize the keyboard vertically for optimal fit (e.g., make the keyboard smaller if there are just two rows of buttons). Defaults to *false*, in which case the custom keyboard is always of the same height as the app's standard keyboard.

`model_computed_fields: ClassVar[dict[str, ComputedFieldInfo]] = {}`

A dictionary of computed field names and their corresponding *ComputedFieldInfo* objects.

`one_time_keyboard: bool | None`

*Optional*. Requests clients to hide the keyboard as soon as it's been used. The keyboard will still be available, but clients will automatically display the usual letter-keyboard in the chat - the user can press a special button in the input field to see the custom keyboard again. Defaults to *false*.

`input_field_placeholder: str | None`

*Optional*. The placeholder to be shown in the input field when the keyboard is active; 1-64 characters

`selective: bool | None`

*Optional*. Use this parameter if you want to show the keyboard to specific users only. Targets: 1) users that are @mentioned in the *text* of the *aiogram.types.message.Message* object; 2) if the bot's message is a reply to a message in the same chat and forum topic, sender of the original message.

### ReplyKeyboardRemove

`class aiogram.types.reply_keyboard_remove.ReplyKeyboardRemove(*, remove_keyboard: Literal[True] = True, selective: bool | None = None, **extra_data: Any)`

Upon receiving a message with this object, Telegram clients will remove the current custom keyboard and display the default letter-keyboard. By default, custom keyboards are displayed until a new keyboard is sent by a bot. An exception is made for one-time keyboards that are hidden immediately after the user presses a button (see *aiogram.types.reply_keyboard_markup.ReplyKeyboardMarkup*).

Source: https://core.telegram.org/bots/api#replykeyboardremove

`remove_keyboard: Literal[True]`

Requests clients to remove the custom keyboard (user will not be able to summon this keyboard; if you want to hide the keyboard from sight but keep it accessible, use *one_time_keyboard* in *aiogram.types.reply_keyboard_markup.ReplyKeyboardMarkup*)

`model_computed_fields: ClassVar[dict[str, ComputedFieldInfo]] = {}`

A dictionary of computed field names and their corresponding *ComputedFieldInfo* objects.

`selective: bool | None`

*Optional*. Use this parameter if you want to remove the keyboard for specific users only. Targets: 1) users that are @mentioned in the *text* of the *aiogram.types.message.Message* object; 2) if the bot's message is a reply to a message in the same chat and forum topic, sender of the original message.

### ReplyParameters

`class aiogram.types.reply_parameters.ReplyParameters(*, message_id: int, chat_id: int | str | None = None, allow_sending_without_reply: bool | ~aiogram.client.default.Default | None = <Default('allow_sending_without_reply')>, quote: str | None = None, quote_parse_mode: str | ~aiogram.client.default.Default | None = <Default('parse_mode')>, quote_entities: ~typing.List[~aiogram.types.message_entity.MessageEntity] | None = None, quote_position: int | None = None, **extra_data: ~typing.Any)`

Describes reply parameters for the message that is being sent.

Source: https://core.telegram.org/bots/api#replyparameters

`message_id: int`

Identifier of the message that will be replied to in the current chat, or in the chat *chat_id* if it is specified

`chat_id: int | str | None`

*Optional*. If the message to be replied to is from a different chat, unique identifier for the chat or username of the channel (in the format `@channelusername`)

`allow_sending_without_reply: bool | Default | None`

*Optional*. Pass `True` if the message should be sent even if the specified message to be replied to is not found; can be used only for replies in the same chat and forum topic.

`quote: str | None`

*Optional*. Quoted part of the message to be replied to; 0-1024 characters after entities parsing. The quote must be an exact substring of the message to be replied to, including *bold*, *italic*, *underline*, *strikethrough*, *spoiler*, and *custom_emoji* entities. The message will fail to send if the quote isn't found in the original message.

`model_computed_fields: ClassVar[dict[str, ComputedFieldInfo]] = {}`

A dictionary of computed field names and their corresponding *ComputedFieldInfo* objects.

`quote_parse_mode: str | Default | None`

*Optional*. Mode for parsing entities in the quote. See formatting options for more details.

`quote_entities: List[MessageEntity] | None`

*Optional*. A JSON-serialized list of special entities that appear in the quote. It can be specified instead of *quote_parse_mode*.

`quote_position: int | None`

*Optional*. Position of the quote in the original message in UTF-16 code units

### ResponseParameters

`class aiogram.types.response_parameters.ResponseParameters(*, migrate_to_chat_id: int | None = None, retry_after: int | None = None, **extra_data: Any)`

Describes why a request was unsuccessful.

Source: https://core.telegram.org/bots/api#responseparameters

`migrate_to_chat_id: int | None`

*Optional*. The group has been migrated to a supergroup with the specified identifier. This number may have more than 32 significant bits and some programming languages may have difficulty/silent defects in interpreting it. But it has at most 52 significant bits, so a signed 64-bit integer or double-precision float type are safe for storing this identifier.

`model_computed_fields: ClassVar[dict[str, ComputedFieldInfo]] = {}`

A dictionary of computed field names and their corresponding *ComputedFieldInfo* objects.

`retry_after: int | None`

*Optional*. In case of exceeding flood control, the number of seconds left to wait before the request can be repeated

### Story

`class aiogram.types.story.Story(*, chat: Chat, id: int, **extra_data: Any)`

This object represents a story.

Source: https://core.telegram.org/bots/api#story

`chat: Chat`

Chat that posted the story

`model_computed_fields: ClassVar[dict[str, ComputedFieldInfo]] = {}`

A dictionary of computed field names and their corresponding *ComputedFieldInfo* objects.

`id: int`

Unique identifier for the story in the chat

### SwitchInlineQueryChosenChat

`class aiogram.types.switch_inline_query_chosen_chat.SwitchInlineQueryChosenChat(*, query: str | None = None, allow_user_chats: bool | None = None, allow_bot_chats: bool | None = None, allow_group_chats: bool | None = None, allow_channel_chats: bool | None = None, **extra_data: Any)`

This object represents an inline button that switches the current user to inline mode in a chosen chat, with an optional default inline query.

Source: https://core.telegram.org/bots/api#switchinlinequerychosenchat

`query: str | None`

*Optional*. The default inline query to be inserted in the input field. If left empty, only the bot's username will be inserted

`allow_user_chats: bool | None`

*Optional*. True, if private chats with users can be chosen

`allow_bot_chats: bool | None`

*Optional*. True, if private chats with bots can be chosen

`model_computed_fields: ClassVar[dict[str, ComputedFieldInfo]] = {}`

A dictionary of computed field names and their corresponding *ComputedFieldInfo* objects.

`allow_group_chats: bool | None`

*Optional*. True, if group and supergroup chats can be chosen

`allow_channel_chats: bool | None`

*Optional*. True, if channel chats can be chosen

### TextQuote

`class aiogram.types.text_quote.TextQuote(*, text: str, position: int, entities: List[MessageEntity] | None = None, is_manual: bool | None = None, **extra_data: Any)`

This object contains information about the quoted part of a message that is replied to by the given message.

Source: https://core.telegram.org/bots/api#textquote

`text: str`

Text of the quoted part of a message that is replied to by the given message

`position: int`

Approximate quote position in the original message in UTF-16 code units as specified by the sender

`model_computed_fields: ClassVar[dict[str, ComputedFieldInfo]] = {}`

A dictionary of computed field names and their corresponding *ComputedFieldInfo* objects.

`entities: List[MessageEntity] | None`

*Optional*. Special entities that appear in the quote. Currently, only *bold*, *italic*, *underline*, *strikethrough*, *spoiler*, and *custom_emoji* entities are kept in quotes.

`is_manual: bool | None`

*Optional*. True, if the quote was chosen manually by the message sender. Otherwise, the quote was added automatically by the server.

### User

`class aiogram.types.user.User(*, id: int, is_bot: bool, first_name: str, last_name: str | None = None, username: str | None = None, language_code: str | None = None, is_premium: bool | None = None, added_to_attachment_menu: bool | None = None, can_join_groups: bool | None = None, can_read_all_group_messages: bool | None = None, supports_inline_queries: bool | None = None, **extra_data: Any)`

This object represents a Telegram user or bot.

Source: https://core.telegram.org/bots/api#user

`id: int`

Unique identifier for this user or bot. This number may have more than 32 significant bits and some programming languages may have difficulty/silent defects in interpreting it. But it has at most 52 significant bits, so a 64-bit integer or double-precision float type are safe for storing this identifier.

`is_bot: bool`

`True`, if this user is a bot

`first_name: str`

User's or bot's first name

`last_name: str | None`

*Optional*. User's or bot's last name

`username: str | None`

*Optional*. User's or bot's username

`language_code: str | None`

*Optional*. IETF language tag of the user's language

`is_premium: bool | None`

*Optional*. `True`, if this user is a Telegram Premium user

`added_to_attachment_menu: bool | None`

*Optional*. `True`, if this user added the bot to the attachment menu

`model_computed_fields: ClassVar[dict[str, ComputedFieldInfo]] = {}`

A dictionary of computed field names and their corresponding *ComputedFieldInfo* objects.

`can_join_groups: bool | None`

*Optional*. `True`, if the bot can be invited to groups. Returned only in *aiogram.methods.get_me.GetMe*.

`can_read_all_group_messages: bool | None`

*Optional*. `True`, if privacy mode is disabled for the bot. Returned only in *aiogram.methods.get_me.GetMe*.

`supports_inline_queries: bool | None`

*Optional*. `True`, if the bot supports inline queries. Returned only in *aiogram.methods.get_me.GetMe*.

`property full_name: str`

`property url: str`

`mention_markdown`(*name: str | None = None*) → str

`mention_html`(*name: str | None = None*) → str

`get_profile_photos`(*offset: int | None = None*, *limit: int | None = None*, ***kwargs: Any*) → *GetUserProfilePhotos*

Shortcut for method *aiogram.methods.get_user_profile_photos.GetUserProfilePhotos* will automatically fill method attributes:

- `user_id`

Use this method to get a list of profile pictures for a user. Returns a *aiogram.types.user_profile_photos.UserProfilePhotos* object.

Source: https://core.telegram.org/bots/api#getuserprofilephotos

**Параметри**

- `offset` – Sequential number of the first photo to be returned. By default, all photos are returned.
- `limit` – Limits the number of photos to be retrieved. Values between 1-100 are accepted. Defaults to 100.

**Повертає**

instance of method *aiogram.methods.get_user_profile_photos.GetUserProfilePhotos*

### UserChatBoosts

`class aiogram.types.user_chat_boosts.UserChatBoosts(*, boosts: List[ChatBoost], **extra_data: Any)`

This object represents a list of boosts added to a chat by a user.

Source: https://core.telegram.org/bots/api#userchatboosts

`boosts: List[ChatBoost]`

The list of boosts added to the chat by the user

`model_computed_fields: ClassVar[dict[str, ComputedFieldInfo]] = {}`

A dictionary of computed field names and their corresponding *ComputedFieldInfo* objects.

### UserProfilePhotos

`class aiogram.types.user_profile_photos.UserProfilePhotos(*, total_count: int, photos: List[List[PhotoSize]], **extra_data: Any)`

This object represent a user's profile pictures.

Source: https://core.telegram.org/bots/api#userprofilephotos

`total_count: int`

Total number of profile pictures the target user has

`model_computed_fields: ClassVar[dict[str, ComputedFieldInfo]] = {}`

A dictionary of computed field names and their corresponding *ComputedFieldInfo* objects.

`photos: List[List[PhotoSize]]`

Requested profile pictures (in up to 4 sizes each)

### UserShared

`class aiogram.types.user_shared.UserShared(*, request_id: int, user_id: int, **extra_data: Any)`

This object contains information about the user whose identifier was shared with the bot using a *aiogram.types.keyboard_button_request_user.KeyboardButtonRequestUser* button.

Застаріло починаючи з версії API:7.0: https://core.telegram.org/bots/api-changelog#december-29-2023

Source: https://core.telegram.org/bots/api#usershared

`request_id: int`

Identifier of the request

`model_computed_fields: ClassVar[dict[str, ComputedFieldInfo]] = {}`

A dictionary of computed field names and their corresponding *ComputedFieldInfo* objects.

`user_id: int`

Identifier of the shared user. This number may have more than 32 significant bits and some programming languages may have difficulty/silent defects in interpreting it. But it has at most 52 significant bits, so a 64-bit integer or double-precision float type are safe for storing this identifier. The bot may not have access to the user and could be unable to use this identifier, unless the user is already known to the bot by some other means.

### UsersShared

`class aiogram.types.users_shared.UsersShared(*, request_id: int, user_ids: List[int], **extra_data: Any)`

This object contains information about the users whose identifiers were shared with the bot using a *aiogram.types.keyboard_button_request_users.KeyboardButtonRequestUsers* button.

Source: https://core.telegram.org/bots/api#usersshared

`request_id: int`

Identifier of the request

`model_computed_fields: ClassVar[dict[str, ComputedFieldInfo]] = {}`

A dictionary of computed field names and their corresponding *ComputedFieldInfo* objects.

`user_ids: List[int]`

Identifiers of the shared users. These numbers may have more than 32 significant bits and some programming languages may have difficulty/silent defects in interpreting them. But they have at most 52 significant bits, so 64-bit integers or double-precision float types are safe for storing these identifiers. The bot may not have access to the users and could be unable to use these identifiers, unless the users are already known to the bot by some other means.

### Venue

`class aiogram.types.venue.Venue(*, location: Location, title: str, address: str, foursquare_id: str | None = None, foursquare_type: str | None = None, google_place_id: str | None = None, google_place_type: str | None = None, **extra_data: Any)`

This object represents a venue.

Source: https://core.telegram.org/bots/api#venue

`location: Location`

Venue location. Can't be a live location

`title: str`

Name of the venue

`address: str`

Address of the venue

`foursquare_id: str | None`

*Optional*. Foursquare identifier of the venue

`model_computed_fields: ClassVar[dict[str, ComputedFieldInfo]] = {}`

A dictionary of computed field names and their corresponding *ComputedFieldInfo* objects.

`foursquare_type: str | None`

*Optional*. Foursquare type of the venue. (For example, „arts_entertainment/default“, „arts_entertainment/aquarium“ or „food/icecream“.)

`google_place_id: str | None`

*Optional*. Google Places identifier of the venue

`google_place_type: str | None`

*Optional*. Google Places type of the venue. (See supported types.)

### Video

class aiogram.types.video.Video(*, *file_id: str*, *file_unique_id: str*, *width: int*, *height: int*, *duration: int*, *thumbnail:* PhotoSize | *None = None*, *file_name: str | None = None*, *mime_type: str | None = None*, *file_size: int | None = None*, ***extra_data: Any*)

This object represents a video file.

Source: https://core.telegram.org/bots/api#video

`file_id: str`

Identifier for this file, which can be used to download or reuse the file

`file_unique_id: str`

Unique identifier for this file, which is supposed to be the same over time and for different bots. Can't be used to download or reuse the file.

`width: int`

Video width as defined by sender

`height: int`

Video height as defined by sender

`duration: int`

Duration of the video in seconds as defined by sender

`model_computed_fields: ClassVar[dict[str, ComputedFieldInfo]] = {}`

A dictionary of computed field names and their corresponding *ComputedFieldInfo* objects.

`thumbnail: PhotoSize | None`

*Optional*. Video thumbnail

`file_name: str | None`

*Optional*. Original filename as defined by sender

`mime_type: str | None`

*Optional*. MIME type of the file as defined by sender

`file_size: int | None`

*Optional*. File size in bytes. It can be bigger than 2^31 and some programming languages may have difficulty/silent defects in interpreting it. But it has at most 52 significant bits, so a signed 64-bit integer or double-precision float type are safe for storing this value.

### VideoChatEnded

class aiogram.types.video_chat_ended.VideoChatEnded(*, *duration: int*, ***extra_data: Any*)

This object represents a service message about a video chat ended in the chat.

Source: https://core.telegram.org/bots/api#videochatended

`duration: int`

Video chat duration in seconds

`model_computed_fields: ClassVar[dict[str, ComputedFieldInfo]] = {}`

A dictionary of computed field names and their corresponding *ComputedFieldInfo* objects.

### VideoChatParticipantsInvited

`class aiogram.types.video_chat_participants_invited.VideoChatParticipantsInvited(*, users: List[User], **extra_data: Any)`

This object represents a service message about new members invited to a video chat.

Source: https://core.telegram.org/bots/api#videochatparticipantsinvited

`users: List[User]`

New members that were invited to the video chat

`model_computed_fields: ClassVar[dict[str, ComputedFieldInfo]] = {}`

A dictionary of computed field names and their corresponding *ComputedFieldInfo* objects.

### VideoChatScheduled

`class aiogram.types.video_chat_scheduled.VideoChatScheduled(*, start_date: datetime, **extra_data: Any)`

This object represents a service message about a video chat scheduled in the chat.

Source: https://core.telegram.org/bots/api#videochatscheduled

`start_date: DateTime`

Point in time (Unix timestamp) when the video chat is supposed to be started by a chat administrator

`model_computed_fields: ClassVar[dict[str, ComputedFieldInfo]] = {}`

A dictionary of computed field names and their corresponding *ComputedFieldInfo* objects.

### VideoChatStarted

`class aiogram.types.video_chat_started.VideoChatStarted(**extra_data: Any)`

This object represents a service message about a video chat started in the chat. Currently holds no information.

Source: https://core.telegram.org/bots/api#videochatstarted

`model_computed_fields: ClassVar[dict[str, ComputedFieldInfo]] = {}`

A dictionary of computed field names and their corresponding *ComputedFieldInfo* objects.

### VideoNote

`class aiogram.types.video_note.VideoNote(*, file_id: str, file_unique_id: str, length: int, duration: int, thumbnail: PhotoSize | None = None, file_size: int | None = None, **extra_data: Any)`

This object represents a video message (available in Telegram apps as of v.4.0).

Source: https://core.telegram.org/bots/api#videonote

`file_id: str`

Identifier for this file, which can be used to download or reuse the file

`file_unique_id: str`

Unique identifier for this file, which is supposed to be the same over time and for different bots. Can't be used to download or reuse the file.

`length: int`

Video width and height (diameter of the video message) as defined by sender

`model_computed_fields: ClassVar[dict[str, ComputedFieldInfo]] = {}`

A dictionary of computed field names and their corresponding *ComputedFieldInfo* objects.

`duration: int`

Duration of the video in seconds as defined by sender

`thumbnail: PhotoSize | None`

*Optional*. Video thumbnail

`file_size: int | None`

*Optional*. File size in bytes

### Voice

`class aiogram.types.voice.Voice(*, file_id: str, file_unique_id: str, duration: int, mime_type: str | None = None, file_size: int | None = None, **extra_data: Any)`

This object represents a voice note.

Source: https://core.telegram.org/bots/api#voice

`file_id: str`

Identifier for this file, which can be used to download or reuse the file

`file_unique_id: str`

Unique identifier for this file, which is supposed to be the same over time and for different bots. Can't be used to download or reuse the file.

`duration: int`

Duration of the audio in seconds as defined by sender

`model_computed_fields: ClassVar[dict[str, ComputedFieldInfo]] = {}`

A dictionary of computed field names and their corresponding *ComputedFieldInfo* objects.

`mime_type: str | None`

*Optional*. MIME type of the file as defined by sender

`file_size: int | None`

*Optional*. File size in bytes. It can be bigger than 2^31 and some programming languages may have difficulty/silent defects in interpreting it. But it has at most 52 significant bits, so a signed 64-bit integer or double-precision float type are safe for storing this value.

### WebAppData

`class aiogram.types.web_app_data.WebAppData(*, data: str, button_text: str, **extra_data: Any)`

Describes data sent from a Web App to the bot.

Source: https://core.telegram.org/bots/api#webappdata

`data: str`

The data. Be aware that a bad client can send arbitrary data in this field.

`model_computed_fields: ClassVar[dict[str, ComputedFieldInfo]] = {}`

A dictionary of computed field names and their corresponding *ComputedFieldInfo* objects.

`button_text: str`

Text of the *web_app* keyboard button from which the Web App was opened. Be aware that a bad client can send arbitrary data in this field.

### WebAppInfo

`class aiogram.types.web_app_info.WebAppInfo(*, url: str, **extra_data: Any)`

Describes a Web App.

Source: https://core.telegram.org/bots/api#webappinfo

`url: str`

An HTTPS URL of a Web App to be opened with additional data as specified in Initializing Web Apps

`model_computed_fields: ClassVar[dict[str, ComputedFieldInfo]] = {}`

A dictionary of computed field names and their corresponding *ComputedFieldInfo* objects.

### WriteAccessAllowed

`class aiogram.types.write_access_allowed.WriteAccessAllowed(*, from_request: bool | None = None, web_app_name: str | None = None, from_attachment_menu: bool | None = None, **extra_data: Any)`

This object represents a service message about a user allowing a bot to write messages after adding it to the attachment menu, launching a Web App from a link, or accepting an explicit request from a Web App sent by the method requestWriteAccess.

Source: https://core.telegram.org/bots/api#writeaccessallowed

`from_request: bool | None`

*Optional*. True, if the access was granted after the user accepted an explicit request from a Web App sent by the method requestWriteAccess

`web_app_name: str | None`

*Optional*. Name of the Web App, if the access was granted when the Web App was launched from a link

`model_computed_fields: ClassVar[dict[str, ComputedFieldInfo]] = {}`

A dictionary of computed field names and their corresponding *ComputedFieldInfo* objects.

`from_attachment_menu: bool | None`

*Optional*. True, if the access was granted when the bot was added to the attachment or side menu

### Inline mode

#### ChosenInlineResult

`class aiogram.types.chosen_inline_result.ChosenInlineResult(*, result_id: str, from_user: User, query: str, location: Location | None = None, inline_message_id: str | None = None, **extra_data: Any)`

Represents a result of an inline query that was chosen by the user and sent to their chat partner. **Note:** It is necessary to enable inline feedback via @BotFather in order to receive these objects in updates.

Source: https://core.telegram.org/bots/api#choseninlineresult

`result_id: str`

The unique identifier for the result that was chosen

`from_user: User`

The user that chose the result

`query: str`

The query that was used to obtain the result

`model_computed_fields: ClassVar[dict[str, ComputedFieldInfo]] = {}`

A dictionary of computed field names and their corresponding *ComputedFieldInfo* objects.

`location: Location | None`

*Optional*. Sender location, only for bots that require user location

`inline_message_id: str | None`

*Optional*. Identifier of the sent inline message. Available only if there is an inline keyboard attached to the message. Will be also received in callback queries and can be used to edit the message.

#### InlineQuery

`class aiogram.types.inline_query.InlineQuery(*, id: str, from_user: User, query: str, offset: str, chat_type: str | None = None, location: Location | None = None, **extra_data: Any)`

This object represents an incoming inline query. When the user sends an empty query, your bot could return some default or trending results.

Source: https://core.telegram.org/bots/api#inlinequery

`id: str`

Unique identifier for this query

`from_user: User`

Sender

`query: str`

Text of the query (up to 256 characters)

`offset: str`

Offset of the results to be returned, can be controlled by the bot

`model_computed_fields: ClassVar[dict[str, ComputedFieldInfo]] = {}`

A dictionary of computed field names and their corresponding *ComputedFieldInfo* objects.

`chat_type: str | None`

*Optional*. Type of the chat from which the inline query was sent. Can be either „sender“ for a private chat with the inline query sender, „private“, „group“, „supergroup“, or „channel“. The chat type should be always known for requests sent from official clients and most third-party clients, unless the request was sent from a secret chat

`location: Location | None`

*Optional*. Sender location, only for bots that request user location

`answer(`*results: List[*InlineQueryResultCachedAudio / InlineQueryResultCachedDocument / InlineQueryResultCachedGif / InlineQueryResultCachedMpeg4Gif / InlineQueryResultCachedPhoto / InlineQueryResultCachedSticker / InlineQueryResultCachedVideo / InlineQueryResultCachedVoice / InlineQueryResultArticle / InlineQueryResultAudio / InlineQueryResultContact / InlineQueryResultGame / InlineQueryResultDocument / InlineQueryResultGif / InlineQueryResultLocation / InlineQueryResultMpeg4Gif / InlineQueryResultPhoto / InlineQueryResultVenue / InlineQueryResultVideo / InlineQueryResultVoice*]*, cache_time: int / None = None, is_personal: bool / None = None, next_offset: str / None = None, button:* InlineQueryResultsButton */ None = None, switch_pm_parameter: str / None = None, switch_pm_text: str / None = None, **kwargs: Any) → AnswerInlineQuery*

Shortcut for method `aiogram.methods.answer_inline_query.AnswerInlineQuery` will automatically fill method attributes:

- `inline_query_id`

Use this method to send answers to an inline query. On success, `True` is returned.

No more than **50** results per query are allowed.

Source: https://core.telegram.org/bots/api#answerinlinequery

**Параметри**

- `results` – A JSON-serialized array of results for the inline query
- `cache_time` – The maximum amount of time in seconds that the result of the inline query may be cached on the server. Defaults to 300.
- `is_personal` – Pass `True` if results may be cached on the server side only for the user that sent the query. By default, results may be returned to any user who sends the same query.
- `next_offset` – Pass the offset that a client should send in the next query with the same text to receive more results. Pass an empty string if there are no more results or if you don't support pagination. Offset length can't exceed 64 bytes.
- `button` – A JSON-serialized object describing a button to be shown above inline query results
- `switch_pm_parameter` – Deep-linking parameter for the /start message sent to the bot when user presses the switch button. 1-64 characters, only `A-Z`, `a-z`, `0-9`, `_` and `-` are allowed.

- `switch_pm_text` – If passed, clients will display a button with specified text that switches the user to a private chat with the bot and sends the bot a start message with the parameter *switch_pm_parameter*

**Повертає**
instance of method *aiogram.methods.answer_inline_query.AnswerInlineQuery*

### InlineQueryResult

`class aiogram.types.inline_query_result.InlineQueryResult(**extra_data: Any)`

This object represents one result of an inline query. Telegram clients currently support results of the following 20 types:

- *aiogram.types.inline_query_result_cached_audio.InlineQueryResultCachedAudio*
- *aiogram.types.inline_query_result_cached_document.InlineQueryResultCachedDocument*
- *aiogram.types.inline_query_result_cached_gif.InlineQueryResultCachedGif*
- *aiogram.types.inline_query_result_cached_mpeg4_gif.InlineQueryResultCachedMpeg4Gif*
- *aiogram.types.inline_query_result_cached_photo.InlineQueryResultCachedPhoto*
- *aiogram.types.inline_query_result_cached_sticker.InlineQueryResultCachedSticker*
- *aiogram.types.inline_query_result_cached_video.InlineQueryResultCachedVideo*
- *aiogram.types.inline_query_result_cached_voice.InlineQueryResultCachedVoice*
- *aiogram.types.inline_query_result_article.InlineQueryResultArticle*
- *aiogram.types.inline_query_result_audio.InlineQueryResultAudio*
- *aiogram.types.inline_query_result_contact.InlineQueryResultContact*
- *aiogram.types.inline_query_result_game.InlineQueryResultGame*
- *aiogram.types.inline_query_result_document.InlineQueryResultDocument*
- *aiogram.types.inline_query_result_gif.InlineQueryResultGif*
- *aiogram.types.inline_query_result_location.InlineQueryResultLocation*
- *aiogram.types.inline_query_result_mpeg4_gif.InlineQueryResultMpeg4Gif*
- *aiogram.types.inline_query_result_photo.InlineQueryResultPhoto*
- *aiogram.types.inline_query_result_venue.InlineQueryResultVenue*
- *aiogram.types.inline_query_result_video.InlineQueryResultVideo*
- *aiogram.types.inline_query_result_voice.InlineQueryResultVoice*

**Note:** All URLs passed in inline query results will be available to end users and therefore must be assumed to be **public**.

Source: https://core.telegram.org/bots/api#inlinequeryresult

`model_computed_fields: ClassVar[dict[str, ComputedFieldInfo]] = {}`

A dictionary of computed field names and their corresponding *ComputedFieldInfo* objects.

### InlineQueryResultArticle

```
class aiogram.types.inline_query_result_article.InlineQueryResultArticle(*, type: Literal[InlineQueryResultType.ARTICL
= InlineQueryResultType.ARTICLE, id: str, title: str, input_message_content: InputTextMessageContent | InputLocationMessageContent | InputVenueMessageContent | InputContactMessageContent | InputInvoiceMessageContent, reply_markup: InlineKeyboardMarkup | None = None, url: str | None = None, hide_url: bool | None = None, description: str | None = None, thumbnail_url: str | None = None, thumbnail_width: int | None = None, thumbnail_height: int | None = None, **extra_data: Any)
```

Represents a link to an article or web page.

Source: https://core.telegram.org/bots/api#inlinequeryresultarticle

`type: Literal[InlineQueryResultType.ARTICLE]`

Type of the result, must be *article*

`id: str`

Unique identifier for this result, 1-64 Bytes

`title: str`

Title of the result

`input_message_content: InputTextMessageContent | InputLocationMessageContent | InputVenueMessageContent | InputContactMessageContent | InputInvoiceMessageContent`

Content of the message to be sent

`reply_markup: InlineKeyboardMarkup | None`

*Optional*. Inline keyboard attached to the message

`url: str | None`

*Optional*. URL of the result

`model_computed_fields: ClassVar[dict[str, ComputedFieldInfo]] = {}`

A dictionary of computed field names and their corresponding *ComputedFieldInfo* objects.

`hide_url: bool | None`

*Optional*. Pass `True` if you don't want the URL to be shown in the message

`description: str | None`

*Optional*. Short description of the result

`thumbnail_url: str | None`

*Optional*. Url of the thumbnail for the result

`thumbnail_width: int | None`

*Optional*. Thumbnail width

`thumbnail_height: int | None`

*Optional*. Thumbnail height

### InlineQueryResultAudio

```
class aiogram.types.inline_query_result_audio.InlineQueryResultAudio(*, type: ~typi-
ng.Literal[InlineQueryResultType.AUDIO
= Inli-
neQueryResultType.AUDIO,
id: str, audio_url: str,
title: str, caption: str |
None = None,
parse_mode: str | ~ai-
ogram.client.default.Default
| None =
<Default('parse_mode')>,
caption_entities: ~typi-
ng.List[~aiogram.types.message_entity.M
| None = None,
performer: str | None =
None, audio_duration:
int | None = None,
reply_markup: ~ai-
ogram.types.inline_keyboard_markup.Inl
| None = None,
input_message_content:
~ai-
ogram.types.input_text_message_conten
| ~ai-
ogram.types.input_location_message_co
| ~ai-
ogram.types.input_venue_message_conte
| ~ai-
ogram.types.input_contact_message_con
| ~ai-
ogram.types.input_invoice_message_con
| None = None,
**extra_data:
~typing.Any)
```

Represents a link to an MP3 audio file. By default, this audio file will be sent by the user. Alternatively, you can use *input_message_content* to send a message with the specified content instead of the audio.

Source: https://core.telegram.org/bots/api#inlinequeryresultaudio

`type: Literal[InlineQueryResultType.AUDIO]`

Type of the result, must be *audio*

`id: str`

Unique identifier for this result, 1-64 bytes

`audio_url: str`

A valid URL for the audio file

`title: str`

Title

`caption: str | None`

*Optional*. Caption, 0-1024 characters after entities parsing

`parse_mode: str | Default | None`

*Optional*. Mode for parsing entities in the audio caption. See formatting options for more details.

`model_computed_fields: ClassVar[dict[str, ComputedFieldInfo]] = {}`

A dictionary of computed field names and their corresponding *ComputedFieldInfo* objects.

`caption_entities: List[MessageEntity] | None`

*Optional*. List of special entities that appear in the caption, which can be specified instead of *parse_mode*

`performer: str | None`

*Optional*. Performer

`audio_duration: int | None`

*Optional*. Audio duration in seconds

`reply_markup: InlineKeyboardMarkup | None`

*Optional*. Inline keyboard attached to the message

`input_message_content: InputTextMessageContent | InputLocationMessageContent | InputVenueMessageContent | InputContactMessageContent | InputInvoiceMessageContent | None`

*Optional*. Content of the message to be sent instead of the audio

### InlineQueryResultCachedAudio

class aiogram.types.inline_query_result_cached_audio.InlineQueryResultCachedAudio(*, type: ~typing.Literal[InlineQueryRes = InlineQueryResultType.AUDI id: str, audio_file_id: str, caption: str | None = None, parse_mode: str | ~aiogram.client.default.Defau | None = <Default('parse_mode')> caption_entities: ~typing.List[~aiogram.types.me | None = None, reply_markup: ~aiogram.types.inline_keybo | None = None, input_message_content: ~aiogram.types.input_text_m | ~aiogram.types.input_locatio | ~aiogram.types.input_venue_ | ~aiogram.types.input_contac | ~aiogram.types.input_invoic | None = None, **extra_data: ~typing.Any)

Represents a link to an MP3 audio file stored on the Telegram servers. By default, this audio file will be sent by the user. Alternatively, you can use *input_message_content* to send a message with the specified content instead of the audio.

Source: https://core.telegram.org/bots/api#inlinequeryresultcachedaudio

`type: Literal[InlineQueryResultType.AUDIO]`

Type of the result, must be *audio*

`id: str`

Unique identifier for this result, 1-64 bytes

`audio_file_id: str`

A valid file identifier for the audio file

`caption: str | None`

*Optional*. Caption, 0-1024 characters after entities parsing

`model_computed_fields: ClassVar[dict[str, ComputedFieldInfo]] = {}`

A dictionary of computed field names and their corresponding *ComputedFieldInfo* objects.

`parse_mode: str | Default | None`

*Optional*. Mode for parsing entities in the audio caption. See formatting options for more details.

`caption_entities: List[MessageEntity] | None`

*Optional*. List of special entities that appear in the caption, which can be specified instead of *parse_mode*

`reply_markup: InlineKeyboardMarkup | None`

*Optional*. Inline keyboard attached to the message

`input_message_content: InputTextMessageContent | InputLocationMessageContent | InputVenueMessageContent | InputContactMessageContent | InputInvoiceMessageContent | None`

*Optional*. Content of the message to be sent instead of the audio

### InlineQueryResultCachedDocument

class aiogram.types.inline_query_result_cached_document.InlineQueryResultCachedDocument(*, *type: ~typing.Literal[InlineQ = InlineQueryResultTyp id: str, title: str, document_file_id: str, description: str | None = None, caption: str | None = None, parse_mode: str | ~aiogram.client.defau | None = <Default('parse_r caption_entities: ~typing.List[~aiogram.t | None = None, reply_markup: ~aiogram.types.inline_ | None = None, input_message_co ~aiogram.types.input_ | ~aiogram.types.input_ |*

Represents a link to a file stored on the Telegram servers. By default, this file will be sent by the user with an optional caption. Alternatively, you can use *input_message_content* to send a message with the specified content instead of the file.

Source: https://core.telegram.org/bots/api#inlinequeryresultcacheddocument

`type: Literal[InlineQueryResultType.DOCUMENT]`

Type of the result, must be *document*

`id: str`

Unique identifier for this result, 1-64 bytes

`title: str`

Title for the result

`document_file_id: str`

A valid file identifier for the file

`description: str | None`

*Optional*. Short description of the result

`model_computed_fields: ClassVar[dict[str, ComputedFieldInfo]] = {}`

A dictionary of computed field names and their corresponding *ComputedFieldInfo* objects.

`caption: str | None`

*Optional*. Caption of the document to be sent, 0-1024 characters after entities parsing

`parse_mode: str | Default | None`

*Optional*. Mode for parsing entities in the document caption. See formatting options for more details.

`caption_entities: List[MessageEntity] | None`

*Optional*. List of special entities that appear in the caption, which can be specified instead of *parse_mode*

`reply_markup: InlineKeyboardMarkup | None`

*Optional*. Inline keyboard attached to the message

`input_message_content: InputTextMessageContent | InputLocationMessageContent | InputVenueMessageContent | InputContactMessageContent | InputInvoiceMessageContent | None`

*Optional*. Content of the message to be sent instead of the file

### InlineQueryResultCachedGif

class aiogram.types.inline_query_result_cached_gif.InlineQueryResultCachedGif(*, type: ~typing.Literal[InlineQueryResultTy = InlineQueryResultType.GIF, id: str, gif_file_id: str, title: str | None = None, caption: str | None = None, parse_mode: str | ~aiogram.client.default.Default | None = <Default('parse_mode')>, caption_entities: ~typing.List[~aiogram.types.messag | None = None, reply_markup: ~aiogram.types.inline_keyboard_ | None = None, input_message_content: ~aiogram.types.input_text_messa | ~aiogram.types.input_location_m | ~aiogram.types.input_venue_mes | ~aiogram.types.input_contact_m | ~aiogram.types.input_invoice_me | None = None, **extra_data: ~typing.Any)

Represents a link to an animated GIF file stored on the Telegram servers. By default, this animated GIF file will be sent by the user with an optional caption. Alternatively, you can use *input_message_content* to send a message with specified content instead of the animation.

Source: https://core.telegram.org/bots/api#inlinequeryresultcachedgif

type: Literal[InlineQueryResultType.GIF]

Type of the result, must be *gif*

id: str

Unique identifier for this result, 1-64 bytes

`gif_file_id: str`

A valid file identifier for the GIF file

`title: str | None`

*Optional*. Title for the result

`caption: str | None`

*Optional*. Caption of the GIF file to be sent, 0-1024 characters after entities parsing

`model_computed_fields: ClassVar[dict[str, ComputedFieldInfo]] = {}`

A dictionary of computed field names and their corresponding *ComputedFieldInfo* objects.

`parse_mode: str | Default | None`

*Optional*. Mode for parsing entities in the caption. See formatting options for more details.

`caption_entities: List[MessageEntity] | None`

*Optional*. List of special entities that appear in the caption, which can be specified instead of *parse_mode*

`reply_markup: InlineKeyboardMarkup | None`

*Optional*. Inline keyboard attached to the message

`input_message_content: InputTextMessageContent | InputLocationMessageContent | InputVenueMessageContent | InputContactMessageContent | InputInvoiceMessageContent | None`

*Optional*. Content of the message to be sent instead of the GIF animation

### InlineQueryResultCachedMpeg4Gif

class aiogram.types.inline_query_result_cached_mpeg4_gif.InlineQueryResultCachedMpeg4Gif(*, type: ~typing.Literal[InlineQ = InlineQueryResultTy id: str, mpeg4_file_id: str, title: str | None = None, caption: str | None = None, parse_mode: str | ~aiogram.client.defa | None = <Default('parse_ caption_entities: ~typing.List[~aiogram | None = None, reply_markup: ~aiogram.types.inlin | None = None, input_message_ ~aiogram.types.inpu | ~aiogram.types.inpu | ~aiogram.types.inpu | ~aiogram.

Represents a link to a video animation (H.264/MPEG-4 AVC video without sound) stored on the Telegram servers. By default, this animated MPEG-4 file will be sent by the user with an optional caption. Alternatively, you can use *input_message_content* to send a message with the specified content instead of the animation.

Source: https://core.telegram.org/bots/api#inlinequeryresultcachedmpeg4gif

`type: Literal[InlineQueryResultType.MPEG4_GIF]`

Type of the result, must be *mpeg4_gif*

`id: str`

Unique identifier for this result, 1-64 bytes

`mpeg4_file_id: str`

A valid file identifier for the MPEG4 file

`title: str | None`

*Optional*. Title for the result

`caption: str | None`

*Optional*. Caption of the MPEG-4 file to be sent, 0-1024 characters after entities parsing

`model_computed_fields: ClassVar[dict[str, ComputedFieldInfo]] = {}`

A dictionary of computed field names and their corresponding *ComputedFieldInfo* objects.

`parse_mode: str | Default | None`

*Optional*. Mode for parsing entities in the caption. See formatting options for more details.

`caption_entities: List[MessageEntity] | None`

*Optional*. List of special entities that appear in the caption, which can be specified instead of *parse_mode*

`reply_markup: InlineKeyboardMarkup | None`

*Optional*. Inline keyboard attached to the message

`input_message_content: InputTextMessageContent | InputLocationMessageContent | InputVenueMessageContent | InputContactMessageContent | InputInvoiceMessageContent | None`

*Optional*. Content of the message to be sent instead of the video animation

### InlineQueryResultCachedPhoto

class aiogram.types.inline_query_result_cached_photo.InlineQueryResultCachedPhoto(*, type: ~typing.Literal[InlineQueryRes = InlineQueryResultType.PHO id: str, photo_file_id: str, title: str | None = None, description: str | None = None, caption: str | None = None, parse_mode: str | ~aiogram.client.default.Defau | None = <Default('parse_mode')>, caption_entities: ~typing.List[~aiogram.types.me | None = None, reply_markup: ~aiogram.types.inline_keybo | None = None, input_message_content: ~aiogram.types.input_text_m | ~aiogram.types.input_locatio | ~aiogram.types.input_venue_ | ~aiogram.types.input_contac | ~aiogram.types.input_invoice | None = None, **extra_data: ~typing.Any)

Represents a link to a photo stored on the Telegram servers. By default, this photo will be sent by the user with an optional caption. Alternatively, you can use *input_message_content* to send a message

with the specified content instead of the photo.

Source: https://core.telegram.org/bots/api#inlinequeryresultcachedphoto

`type: Literal[InlineQueryResultType.PHOTO]`

Type of the result, must be *photo*

`id: str`

Unique identifier for this result, 1-64 bytes

`photo_file_id: str`

A valid file identifier of the photo

`title: str | None`

*Optional*. Title for the result

`description: str | None`

*Optional*. Short description of the result

`model_computed_fields: ClassVar[dict[str, ComputedFieldInfo]] = {}`

A dictionary of computed field names and their corresponding *ComputedFieldInfo* objects.

`caption: str | None`

*Optional*. Caption of the photo to be sent, 0-1024 characters after entities parsing

`parse_mode: str | Default | None`

*Optional*. Mode for parsing entities in the photo caption. See formatting options for more details.

`caption_entities: List[MessageEntity] | None`

*Optional*. List of special entities that appear in the caption, which can be specified instead of *parse_mode*

`reply_markup: InlineKeyboardMarkup | None`

*Optional*. Inline keyboard attached to the message

`input_message_content: InputTextMessageContent | InputLocationMessageContent | InputVenueMessageContent | InputContactMessageContent | InputInvoiceMessageContent | None`

*Optional*. Content of the message to be sent instead of the photo

### InlineQueryResultCachedSticker

class aiogram.types.inline_query_result_cached_sticker.InlineQueryResultCachedSticker(*, type: Literal[InlineQueryRes = InlineQueryResultType.S id: str, sticker_file_id: str, reply_markup: InlineKeyboardMarkup | None = None, input_message_cont InputTextMessageCo | InputLocationMessageContent | InputVenueMessageC | InputContactMessag | InputInvoiceMessageContent | None = None, **extra_data: Any)

Represents a link to a sticker stored on the Telegram servers. By default, this sticker will be sent by the user. Alternatively, you can use *input_message_content* to send a message with the specified content instead of the sticker.

Source: https://core.telegram.org/bots/api#inlinequeryresultcachedsticker

`type: Literal[InlineQueryResultType.STICKER]`

Type of the result, must be *sticker*

`id: str`

Unique identifier for this result, 1-64 bytes

`sticker_file_id: str`

A valid file identifier of the sticker

`model_computed_fields: ClassVar[dict[str, ComputedFieldInfo]] = {}`

A dictionary of computed field names and their corresponding *ComputedFieldInfo* objects.

`reply_markup: InlineKeyboardMarkup | None`

*Optional*. Inline keyboard attached to the message

`input_message_content: InputTextMessageContent | InputLocationMessageContent | InputVenueMessageContent | InputContactMessageContent | InputInvoiceMessageContent | None`

*Optional*. Content of the message to be sent instead of the sticker

### InlineQueryResultCachedVideo

class aiogram.types.inline_query_result_cached_video.InlineQueryResultCachedVideo(*, type: ~typing.Literal[InlineQueryRes = InlineQueryResultType.VIDE id: str, video_file_id: str, title: str, description: str | None = None, caption: str | None = None, parse_mode: str | ~aiogram.client.default.Defau | None = <Default('parse_mode')> caption_entities: ~typing.List[~aiogram.types.me | None = None, reply_markup: ~aiogram.types.inline_keybo | None = None, input_message_content: ~aiogram.types.input_text_n | ~aiogram.types.input_locatio | ~aiogram.types.input_venue_ | ~aiogram.types.input_contac | ~aiogram.types.input_invoic | None = None, **extra_data: ~typing.Any)

Represents a link to a video file stored on the Telegram servers. By default, this video file will be sent by the user with an optional caption. Alternatively, you can use *input_message_content* to send a message with the specified content instead of the video.

Source: https://core.telegram.org/bots/api#inlinequeryresultcachedvideo

`type: Literal[InlineQueryResultType.VIDEO]`

Type of the result, must be *video*

`id: str`

Unique identifier for this result, 1-64 bytes

`video_file_id: str`

A valid file identifier for the video file

`title: str`

Title for the result

`description: str | None`

*Optional*. Short description of the result

`model_computed_fields: ClassVar[dict[str, ComputedFieldInfo]] = {}`

A dictionary of computed field names and their corresponding *ComputedFieldInfo* objects.

`caption: str | None`

*Optional*. Caption of the video to be sent, 0-1024 characters after entities parsing

`parse_mode: str | Default | None`

*Optional*. Mode for parsing entities in the video caption. See formatting options for more details.

`caption_entities: List[MessageEntity] | None`

*Optional*. List of special entities that appear in the caption, which can be specified instead of *parse_mode*

`reply_markup: InlineKeyboardMarkup | None`

*Optional*. Inline keyboard attached to the message

`input_message_content: InputTextMessageContent | InputLocationMessageContent | InputVenueMessageContent | InputContactMessageContent | InputInvoiceMessageContent | None`

*Optional*. Content of the message to be sent instead of the video

### InlineQueryResultCachedVoice

```
class aiogram.types.inline_query_result_cached_voice.InlineQueryResultCachedVoice(*, type:
~typi-
ng.Literal[InlineQueryRes
= Inli-
neQueryResultType.VOIC
id: str,
voi-
ce_file_id:
str, title:
str,
caption:
str |
None =
None,
parse_mode:
str | ~ai-
ogram.client.default.Defau
| None =
<Default('parse_mode')>
capti-
on_entities:
~typi-
ng.List[~aiogram.types.me
| None
= None,
reply_markup:
~ai-
ogram.types.inline_keybo
| None
= None,
input_message_content:
~ai-
ogram.types.input_text_m
| ~ai-
ogram.types.input_locatio
| ~ai-
ogram.types.input_venue_
| ~ai-
ogram.types.input_contac
| ~ai-
ogram.types.input_invoic
| None
= None,
**extra_data:
~typi-
ng.Any)
```

Represents a link to a voice message stored on the Telegram servers. By default, this voice message will be sent by the user. Alternatively, you can use *input_message_content* to send a message with the specified content instead of the voice message.

Source: https://core.telegram.org/bots/api#inlinequeryresultcachedvoice

`type: Literal[InlineQueryResultType.VOICE]`

Type of the result, must be *voice*

`id: str`

Unique identifier for this result, 1-64 bytes

`voice_file_id: str`

A valid file identifier for the voice message

`title: str`

Voice message title

`caption: str | None`

*Optional*. Caption, 0-1024 characters after entities parsing

`model_computed_fields: ClassVar[dict[str, ComputedFieldInfo]] = {}`

A dictionary of computed field names and their corresponding *ComputedFieldInfo* objects.

`parse_mode: str | Default | None`

*Optional*. Mode for parsing entities in the voice message caption. See formatting options for more details.

`caption_entities: List[MessageEntity] | None`

*Optional*. List of special entities that appear in the caption, which can be specified instead of *parse_mode*

`reply_markup: InlineKeyboardMarkup | None`

*Optional*. Inline keyboard attached to the message

`input_message_content: InputTextMessageContent | InputLocationMessageContent | InputVenueMessageContent | InputContactMessageContent | InputInvoiceMessageContent | None`

*Optional*. Content of the message to be sent instead of the voice message

### InlineQueryResultContact

class aiogram.types.inline_query_result_contact.InlineQueryResultContact(*, *type: Literal[InlineQueryResultType.CONTA = InlineQueryResultType.CONTACT*, *id: str*, *phone_number: str*, *first_name: str*, *last_name: str | None = None*, *vcard: str | None = None*, *reply_markup: InlineKeyboardMarkup | None = None*, *input_message_content: InputTextMessageContent | InputLocationMessageContent | InputVenueMessageContent | InputContactMessageContent | InputInvoiceMessageContent | None = None*, *thumbnail_url: str | None = None*, *thumbnail_width: int | None = None*, *thumbnail_height: int | None = None*, ***extra_data: Any*)

Represents a contact with a phone number. By default, this contact will be sent by the user. Alternatively, you can use *input_message_content* to send a message with the specified content instead of the contact.

Source: https://core.telegram.org/bots/api#inlinequeryresultcontact

`type: Literal[InlineQueryResultType.CONTACT]`

Type of the result, must be *contact*

`id: str`

Unique identifier for this result, 1-64 Bytes

`phone_number: str`

Contact's phone number

`first_name: str`

Contact's first name

`last_name: str | None`

*Optional*. Contact's last name

`vcard: str | None`

*Optional*. Additional data about the contact in the form of a vCard, 0-2048 bytes

`model_computed_fields: ClassVar[dict[str, ComputedFieldInfo]] = {}`

A dictionary of computed field names and their corresponding *ComputedFieldInfo* objects.

`reply_markup: InlineKeyboardMarkup | None`

*Optional*. Inline keyboard attached to the message

`input_message_content: InputTextMessageContent | InputLocationMessageContent | InputVenueMessageContent | InputContactMessageContent | InputInvoiceMessageContent | None`

*Optional*. Content of the message to be sent instead of the contact

`thumbnail_url: str | None`

*Optional*. Url of the thumbnail for the result

`thumbnail_width: int | None`

*Optional*. Thumbnail width

`thumbnail_height: int | None`

*Optional*. Thumbnail height

### InlineQueryResultDocument

```
class aiogram.types.inline_query_result_document.InlineQueryResultDocument(*, type: ~typing.Literal[InlineQueryResultType.
= InlineQueryResultType.DOCUMENT
id: str, title: str,
document_url:
str, mime_type:
str, caption: str |
None = None,
parse_mode: str
| ~aiogram.client.default.Default
| None =
<Default('parse_mode')>,
caption_entities:
~typing.List[~aiogram.types.message_e
| None = None,
description: str |
None = None,
reply_markup:
~aiogram.types.inline_keyboard_mar
| None = None,
input_message_content:
~aiogram.types.input_text_message_
| ~aiogram.types.input_location_messa
| ~aiogram.types.input_venue_messag
| ~aiogram.types.input_contact_messa
| ~aiogram.types.input_invoice_messa
| None = None,
thumbnail_url:
str | None =
None,
thumbnail_width:
int | None =
None,
thumbnail_height:
int | None =
None,
**extra_data:
~typing.Any)
```

Represents a link to a file. By default, this file will be sent by the user with an optional caption. Alternatively, you can use *input_message_content* to send a message with the specified content instead of the file. Currently, only **.PDF** and **.ZIP** files can be sent using this method.

Source: https://core.telegram.org/bots/api#inlinequeryresultdocument

`type: Literal[InlineQueryResultType.DOCUMENT]`

Type of the result, must be *document*

`id: str`

Unique identifier for this result, 1-64 bytes

`title: str`

Title for the result

`document_url: str`

A valid URL for the file

`mime_type: str`

MIME type of the content of the file, either „application/pdf“ or „application/zip“

`caption: str | None`

*Optional*. Caption of the document to be sent, 0-1024 characters after entities parsing

`parse_mode: str | Default | None`

*Optional*. Mode for parsing entities in the document caption. See formatting options for more details.

`model_computed_fields: ClassVar[dict[str, ComputedFieldInfo]] = {}`

A dictionary of computed field names and their corresponding *ComputedFieldInfo* objects.

`caption_entities: List[MessageEntity] | None`

*Optional*. List of special entities that appear in the caption, which can be specified instead of *parse_mode*

`description: str | None`

*Optional*. Short description of the result

`reply_markup: InlineKeyboardMarkup | None`

*Optional*. Inline keyboard attached to the message

`input_message_content: InputTextMessageContent | InputLocationMessageContent | InputVenueMessageContent | InputContactMessageContent | InputInvoiceMessageContent | None`

*Optional*. Content of the message to be sent instead of the file

`thumbnail_url: str | None`

*Optional*. URL of the thumbnail (JPEG only) for the file

`thumbnail_width: int | None`

*Optional*. Thumbnail width

`thumbnail_height: int | None`

*Optional*. Thumbnail height

### InlineQueryResultGame

`class aiogram.types.inline_query_result_game.InlineQueryResultGame(*, type: Literal[InlineQueryResultType.GAME] = InlineQueryResultType.GAME, id: str, game_short_name: str, reply_markup: InlineKeyboardMarkup | None = None, **extra_data: Any)`

Represents a Game.

Source: https://core.telegram.org/bots/api#inlinequeryresultgame

`type: Literal[InlineQueryResultType.GAME]`

Type of the result, must be *game*

`id: str`

Unique identifier for this result, 1-64 bytes

`model_computed_fields: ClassVar[dict[str, ComputedFieldInfo]] = {}`

A dictionary of computed field names and their corresponding *ComputedFieldInfo* objects.

`game_short_name: str`

Short name of the game

`reply_markup: InlineKeyboardMarkup | None`

*Optional*. Inline keyboard attached to the message

### InlineQueryResultGif

```
class aiogram.types.inline_query_result_gif.InlineQueryResultGif(*, type: ~typing.Literal[InlineQueryResultType.GIF] = InlineQueryResultType.GIF, id: str, gif_url: str, thumbnail_url: str, gif_width: int | None = None, gif_height: int | None = None, gif_duration: int | None = None, thumbnail_mime_type: str | None = None, title: str | None = None, caption: str | None = None, parse_mode: str | ~aiogram.client.default.Default | None = <Default('parse_mode')>, caption_entities: ~typing.List[~aiogram.types.message_entity.Messag | None = None, reply_markup: ~aiogram.types.inline_keyboard_markup.InlineK | None = None, input_message_content: ~aiogram.types.input_text_message_content.Inp | ~aiogram.types.input_location_message_content | ~aiogram.types.input_venue_message_content.In | ~aiogram.types.input_contact_message_content. | ~aiogram.types.input_invoice_message_content. | None = None, **extra_data: ~typing.Any)
```

Represents a link to an animated GIF file. By default, this animated GIF file will be sent by the user with optional caption. Alternatively, you can use *input_message_content* to send a message with the specified content instead of the animation.

Source: https://core.telegram.org/bots/api#inlinequeryresultgif

`type: Literal[InlineQueryResultType.GIF]`

Type of the result, must be *gif*

`id: str`

Unique identifier for this result, 1-64 bytes

`gif_url: str`

A valid URL for the GIF file. File size must not exceed 1MB

`thumbnail_url: str`

URL of the static (JPEG or GIF) or animated (MPEG4) thumbnail for the result

`gif_width: int | None`

*Optional*. Width of the GIF

`gif_height: int | None`

*Optional*. Height of the GIF

`gif_duration: int | None`

*Optional*. Duration of the GIF in seconds

`model_computed_fields: ClassVar[dict[str, ComputedFieldInfo]] = {}`

A dictionary of computed field names and their corresponding *ComputedFieldInfo* objects.

`thumbnail_mime_type: str | None`

*Optional*. MIME type of the thumbnail, must be one of „image/jpeg“, „image/gif“, or „video/mp4“. Defaults to „image/jpeg“

`title: str | None`

*Optional*. Title for the result

`caption: str | None`

*Optional*. Caption of the GIF file to be sent, 0-1024 characters after entities parsing

`parse_mode: str | Default | None`

*Optional*. Mode for parsing entities in the caption. See formatting options for more details.

`caption_entities: List[MessageEntity] | None`

*Optional*. List of special entities that appear in the caption, which can be specified instead of *parse_mode*

`reply_markup: InlineKeyboardMarkup | None`

*Optional*. Inline keyboard attached to the message

`input_message_content: InputTextMessageContent | InputLocationMessageContent | InputVenueMessageContent | InputContactMessageContent | InputInvoiceMessageContent | None`

*Optional*. Content of the message to be sent instead of the GIF animation

### InlineQueryResultLocation

```
class aiogram.types.inline_query_result_location.InlineQueryResultLocation(*, type: Literal[InlineQueryResultType.LOCA
= InlineQueryResultType.LOCATION, id: str, latitude: float, longitude: float, title: str, horizontal_accuracy: float | None = None, live_period: int | None = None, heading: int | None = None, proximity_alert_radius: int | None = None, reply_markup: InlineKeyboardMarkup | None = None, input_message_content: InputTextMessageContent | InputLocationMessageContent | InputVenueMessageContent | InputContactMessageContent | InputInvoiceMessageContent | None = None, thumbnail_url: str | None = None, thumbnail_width: int | None = None, thumbnail_height: int | None = None, **extra_data: Any)
```

Represents a location on a map. By default, the location will be sent by the user. Alternatively, you can use *input_message_content* to send a message with the specified content instead of the location.

Source: https://core.telegram.org/bots/api#inlinequeryresultlocation

`type: Literal[InlineQueryResultType.LOCATION]`

Type of the result, must be *location*

`id: str`

Unique identifier for this result, 1-64 Bytes

`latitude: float`

Location latitude in degrees

`longitude: float`

Location longitude in degrees

`title: str`

Location title

`horizontal_accuracy: float | None`

*Optional*. The radius of uncertainty for the location, measured in meters; 0-1500

`live_period: int | None`

*Optional*. Period in seconds for which the location can be updated, should be between 60 and 86400.

`model_computed_fields: ClassVar[dict[str, ComputedFieldInfo]] = {}`

A dictionary of computed field names and their corresponding *ComputedFieldInfo* objects.

`heading: int | None`

*Optional*. For live locations, a direction in which the user is moving, in degrees. Must be between 1 and 360 if specified.

`proximity_alert_radius: int | None`

*Optional*. For live locations, a maximum distance for proximity alerts about approaching another chat member, in meters. Must be between 1 and 100000 if specified.

`reply_markup: InlineKeyboardMarkup | None`

*Optional*. Inline keyboard attached to the message

`input_message_content: InputTextMessageContent | InputLocationMessageContent | InputVenueMessageContent | InputContactMessageContent | InputInvoiceMessageContent | None`

*Optional*. Content of the message to be sent instead of the location

`thumbnail_url: str | None`

*Optional*. Url of the thumbnail for the result

`thumbnail_width: int | None`

*Optional*. Thumbnail width

`thumbnail_height: int | None`

*Optional*. Thumbnail height

### InlineQueryResultMpeg4Gif

class aiogram.types.inline_query_result_mpeg4_gif.InlineQueryResultMpeg4Gif(*, type: ~typing.Literal[InlineQueryResultType = InlineQueryResultType.MPEG4_GI, id: str, mpeg4_url: str, thumbnail_url: str, mpeg4_width: int | None = None, mpeg4_height: int | None = None, mpeg4_duration: int | None = None, thumbnail_mime_type: str | None = None, title: str | None = None, caption: str | None = None, parse_mode: str | ~aiogram.client.default.Default | None = <Default('parse_mode')>, caption_entities: ~typing.List[~aiogram.types.message_ | None = None, reply_markup: ~aiogram.types.inline_keyboard_ma | None = None, input_message_content: ~aiogram.types.input_text_message | ~aiogram.types.input_location_mes | ~aiogram.types.input_venue_messa | ~aiogram.types.input_contact_mess | ~aiogram.types.input_invoice_mess | None = None, **extra_data: ~typing.Any)

Represents a link to a video animation (H.264/MPEG-4 AVC video without sound). By default, this animated MPEG-4 file will be sent by the user with optional caption. Alternatively, you can use *input_message_content* to send a message with the specified content instead of the animation.

Source: https://core.telegram.org/bots/api#inlinequeryresultmpeg4gif

`type: Literal[InlineQueryResultType.MPEG4_GIF]`

Type of the result, must be *mpeg4_gif*

`id: str`

Unique identifier for this result, 1-64 bytes

`mpeg4_url: str`

A valid URL for the MPEG4 file. File size must not exceed 1MB

`thumbnail_url: str`

URL of the static (JPEG or GIF) or animated (MPEG4) thumbnail for the result

`mpeg4_width: int | None`

*Optional*. Video width

`mpeg4_height: int | None`

*Optional*. Video height

`mpeg4_duration: int | None`

*Optional*. Video duration in seconds

`model_computed_fields: ClassVar[dict[str, ComputedFieldInfo]] = {}`

A dictionary of computed field names and their corresponding *ComputedFieldInfo* objects.

`thumbnail_mime_type: str | None`

*Optional*. MIME type of the thumbnail, must be one of „image/jpeg“, „image/gif“, or „video/mp4“. Defaults to „image/jpeg“

`title: str | None`

*Optional*. Title for the result

`caption: str | None`

*Optional*. Caption of the MPEG-4 file to be sent, 0-1024 characters after entities parsing

`parse_mode: str | Default | None`

*Optional*. Mode for parsing entities in the caption. See formatting options for more details.

`caption_entities: List[MessageEntity] | None`

*Optional*. List of special entities that appear in the caption, which can be specified instead of *parse_mode*

`reply_markup: InlineKeyboardMarkup | None`

*Optional*. Inline keyboard attached to the message

`input_message_content: InputTextMessageContent | InputLocationMessageContent | InputVenueMessageContent | InputContactMessageContent | InputInvoiceMessageContent | None`

*Optional*. Content of the message to be sent instead of the video animation

### InlineQueryResultPhoto

```
class aiogram.types.inline_query_result_photo.InlineQueryResultPhoto(*, type: ~typing.Literal[InlineQueryResultType.PHOTO] = InlineQueryResultType.PHOTO, id: str, photo_url: str, thumbnail_url: str, photo_width: int | None = None, photo_height: int | None = None, title: str | None = None, description: str | None = None, caption: str | None = None, parse_mode: str | ~aiogram.client.default.Default | None = <Default('parse_mode')>, caption_entities: ~typing.List[~aiogram.types.message_entity.M | None = None, reply_markup: ~aiogram.types.inline_keyboard_markup.Inl | None = None, input_message_content: ~aiogram.types.input_text_message_conten | ~aiogram.types.input_location_message_co | ~aiogram.types.input_venue_message_conte | ~aiogram.types.input_contact_message_con | ~aiogram.types.input_invoice_message_con | None = None, **extra_data: ~typing.Any)
```

Represents a link to a photo. By default, this photo will be sent by the user with optional caption. Alternatively, you can use *input_message_content* to send a message with the specified content instead of the photo.

Source: https://core.telegram.org/bots/api#inlinequeryresultphoto

`type: Literal[InlineQueryResultType.PHOTO]`

Type of the result, must be *photo*

`id: str`

Unique identifier for this result, 1-64 bytes

`photo_url: str`

A valid URL of the photo. Photo must be in **JPEG** format. Photo size must not exceed 5MB

`thumbnail_url: str`

URL of the thumbnail for the photo

`photo_width: int | None`

*Optional*. Width of the photo

`photo_height: int | None`

*Optional*. Height of the photo

`title: str | None`

*Optional*. Title for the result

`model_computed_fields: ClassVar[dict[str, ComputedFieldInfo]] = {}`

A dictionary of computed field names and their corresponding *ComputedFieldInfo* objects.

`description: str | None`

*Optional*. Short description of the result

`caption: str | None`

*Optional*. Caption of the photo to be sent, 0-1024 characters after entities parsing

`parse_mode: str | Default | None`

*Optional*. Mode for parsing entities in the photo caption. See formatting options for more details.

`caption_entities: List[MessageEntity] | None`

*Optional*. List of special entities that appear in the caption, which can be specified instead of *parse_mode*

`reply_markup: InlineKeyboardMarkup | None`

*Optional*. Inline keyboard attached to the message

`input_message_content: InputTextMessageContent | InputLocationMessageContent | InputVenueMessageContent | InputContactMessageContent | InputInvoiceMessageContent | None`

*Optional*. Content of the message to be sent instead of the photo

### InlineQueryResultVenue

```
class aiogram.types.inline_query_result_venue.InlineQueryResultVenue(*, type: Literal[InlineQueryResultType.VENUE] = InlineQueryResultType.VENUE, id: str, latitude: float, longitude: float, title: str, address: str, foursquare_id: str | None = None, foursquare_type: str | None = None, google_place_id: str | None = None, google_place_type: str | None = None, reply_markup: InlineKeyboardMarkup | None = None, input_message_content: InputTextMessageContent | InputLocationMessageContent | InputVenueMessageContent | InputContactMessageContent | InputInvoiceMessageContent | None = None, thumbnail_url: str | None = None, thumbnail_width: int | None = None, thumbnail_height: int | None = None, **extra_data: Any)
```

Represents a venue. By default, the venue will be sent by the user. Alternatively, you can use *input_message_content* to send a message with the specified content instead of the venue.

Source: https://core.telegram.org/bots/api#inlinequeryresultvenue

`type: Literal[InlineQueryResultType.VENUE]`

Type of the result, must be *venue*

`id: str`

Unique identifier for this result, 1-64 Bytes

`latitude: float`

Latitude of the venue location in degrees

`longitude: float`

Longitude of the venue location in degrees

`title: str`

Title of the venue

`address: str`

Address of the venue

`foursquare_id: str | None`

*Optional*. Foursquare identifier of the venue if known

`foursquare_type: str | None`

*Optional*. Foursquare type of the venue, if known. (For example, „arts_entertainment/default“, „arts_entertainment/aquarium“ or „food/icecream“.)

`model_computed_fields: ClassVar[dict[str, ComputedFieldInfo]] = {}`

A dictionary of computed field names and their corresponding *ComputedFieldInfo* objects.

`google_place_id: str | None`

*Optional*. Google Places identifier of the venue

`google_place_type: str | None`

*Optional*. Google Places type of the venue. (See supported types.)

`reply_markup: InlineKeyboardMarkup | None`

*Optional*. Inline keyboard attached to the message

`input_message_content: InputTextMessageContent | InputLocationMessageContent | InputVenueMessageContent | InputContactMessageContent | InputInvoiceMessageContent | None`

*Optional*. Content of the message to be sent instead of the venue

`thumbnail_url: str | None`

*Optional*. Url of the thumbnail for the result

`thumbnail_width: int | None`

*Optional*. Thumbnail width

`thumbnail_height: int | None`

*Optional*. Thumbnail height

### InlineQueryResultVideo

```
class aiogram.types.inline_query_result_video.InlineQueryResultVideo(*, type: ~typing.Literal[InlineQueryResultType.VIDEO = InlineQueryResultType.VIDEO, id: str, video_url: str, mime_type: str, thumbnail_url: str, title: str, caption: str | None = None, parse_mode: str | ~aiogram.client.default.Default | None = <Default('parse_mode')>, caption_entities: ~typing.List[~aiogram.types.message_entity.M | None = None, video_width: int | None = None, video_height: int | None = None, video_duration: int | None = None, description: str | None = None, reply_markup: ~aiogram.types.inline_keyboard_markup.Inl | None = None, input_message_content: ~aiogram.types.input_text_message_conten | ~aiogram.types.input_location_message_co | ~aiogram.types.input_venue_message_cont | ~aiogram.types.input_contact_message_co | ~aiogram.types.input_invoice_message_co | None = None, **extra_data: ~typing.Any)
```

Represents a link to a page containing an embedded video player or a video file. By default, this video file will be sent by the user with an optional caption. Alternatively, you can use *input_message_content* to send a message with the specified content instead of the video.

> If an InlineQueryResultVideo message contains an embedded video (e.g., YouTube), you **must** replace its content using *input_message_content*.

Source: https://core.telegram.org/bots/api#inlinequeryresultvideo

`type: Literal[InlineQueryResultType.VIDEO]`

Type of the result, must be *video*

`id: str`

Unique identifier for this result, 1-64 bytes

`video_url: str`
A valid URL for the embedded video player or video file

`mime_type: str`
MIME type of the content of the video URL, „text/html“ or „video/mp4“

`thumbnail_url: str`
URL of the thumbnail (JPEG only) for the video

`title: str`
Title for the result

`caption: str | None`
*Optional*. Caption of the video to be sent, 0-1024 characters after entities parsing

`parse_mode: str | Default | None`
*Optional*. Mode for parsing entities in the video caption. See formatting options for more details.

`model_computed_fields: ClassVar[dict[str, ComputedFieldInfo]] = {}`
A dictionary of computed field names and their corresponding *ComputedFieldInfo* objects.

`caption_entities: List[MessageEntity] | None`
*Optional*. List of special entities that appear in the caption, which can be specified instead of *parse_mode*

`video_width: int | None`
*Optional*. Video width

`video_height: int | None`
*Optional*. Video height

`video_duration: int | None`
*Optional*. Video duration in seconds

`description: str | None`
*Optional*. Short description of the result

`reply_markup: InlineKeyboardMarkup | None`
*Optional*. Inline keyboard attached to the message

`input_message_content: InputTextMessageContent | InputLocationMessageContent | InputVenueMessageContent | InputContactMessageContent | InputInvoiceMessageContent | None`
*Optional*. Content of the message to be sent instead of the video. This field is **required** if InlineQueryResultVideo is used to send an HTML-page as a result (e.g., a YouTube video).

### InlineQueryResultVoice

class aiogram.types.inline_query_result_voice.InlineQueryResultVoice(*, type: ~typing.Literal[InlineQueryResultType.VOICE = InlineQueryResultType.VOICE, id: str, voice_url: str, title: str, caption: str | None = None, parse_mode: str | ~aiogram.client.default.Default | None = <Default('parse_mode')>, caption_entities: ~typing.List[~aiogram.types.message_entity.M | None = None, voice_duration: int | None = None, reply_markup: ~aiogram.types.inline_keyboard_markup.Inl | None = None, input_message_content: ~aiogram.types.input_text_message_conten | ~aiogram.types.input_location_message_co | ~aiogram.types.input_venue_message_conte | ~aiogram.types.input_contact_message_con | ~aiogram.types.input_invoice_message_con | None = None, **extra_data: ~typing.Any)

Represents a link to a voice recording in an .OGG container encoded with OPUS. By default, this voice recording will be sent by the user. Alternatively, you can use *input_message_content* to send a message with the specified content instead of the voice message.

Source: https://core.telegram.org/bots/api#inlinequeryresultvoice

`type: Literal[InlineQueryResultType.VOICE]`

Type of the result, must be *voice*

`id: str`

Unique identifier for this result, 1-64 bytes

`voice_url: str`

A valid URL for the voice recording

`title: str`

Recording title

`caption: str | None`

*Optional*. Caption, 0-1024 characters after entities parsing

`model_computed_fields: ClassVar[dict[str, ComputedFieldInfo]] = {}`

A dictionary of computed field names and their corresponding *ComputedFieldInfo* objects.

`parse_mode: str | Default | None`

*Optional*. Mode for parsing entities in the voice message caption. See formatting options for more details.

`caption_entities: List[MessageEntity] | None`

*Optional*. List of special entities that appear in the caption, which can be specified instead of *parse_mode*

`voice_duration: int | None`

*Optional*. Recording duration in seconds

`reply_markup: InlineKeyboardMarkup | None`

*Optional*. Inline keyboard attached to the message

`input_message_content: InputTextMessageContent | InputLocationMessageContent | InputVenueMessageContent | InputContactMessageContent | InputInvoiceMessageContent | None`

*Optional*. Content of the message to be sent instead of the voice recording

### InlineQueryResultsButton

`class aiogram.types.inline_query_results_button.InlineQueryResultsButton(*, text: str, web_app: WebAppInfo | None = None, start_parameter: str | None = None, **extra_data: Any)`

This object represents a button to be shown above inline query results. You **must** use exactly one of the optional fields.

Source: https://core.telegram.org/bots/api#inlinequeryresultsbutton

`text: str`

Label text on the button

`web_app: WebAppInfo | None`

*Optional*. Description of the Web App that will be launched when the user presses the button. The Web App will be able to switch back to the inline mode using the method switchInlineQuery inside the Web App.

`model_computed_fields: ClassVar[dict[str, ComputedFieldInfo]] = {}`

A dictionary of computed field names and their corresponding *ComputedFieldInfo* objects.

`start_parameter: str | None`

*Optional*. Deep-linking parameter for the /start message sent to the bot when a user presses the button. 1-64 characters, only `A-Z`, `a-z`, `0-9`, `_` and `-` are allowed.

### InputContactMessageContent

`class aiogram.types.input_contact_message_content.InputContactMessageContent(*, phone_number: str, first_name: str, last_name: str | None = None, vcard: str | None = None, **extra_data: Any)`

Represents the content of a contact message to be sent as the result of an inline query.

Source: https://core.telegram.org/bots/api#inputcontactmessagecontent

`phone_number: str`

Contact's phone number

`first_name: str`

Contact's first name

`model_computed_fields: ClassVar[dict[str, ComputedFieldInfo]] = {}`

A dictionary of computed field names and their corresponding *ComputedFieldInfo* objects.

`last_name: str | None`

*Optional*. Contact's last name

`vcard: str | None`

*Optional*. Additional data about the contact in the form of a vCard, 0-2048 bytes

### InputInvoiceMessageContent

```
class aiogram.types.input_invoice_message_content.InputInvoiceMessageContent(*, title: str,
description:
str, payload:
str, provi-
der_token:
str, currency:
str, prices: Li-
st[LabeledPrice],
max_tip_amount:
int | None =
None,
suggested_tip_amounts:
List[int] |
None = None,
provider_data:
str | None =
None,
photo_url: str
| None =
None,
photo_size:
int | None =
None,
photo_width:
int | None =
None,
photo_height:
int | None =
None,
need_name:
bool | None =
None,
need_phone_number:
bool | None =
None,
need_email:
bool | None =
None,
need_shipping_address:
bool | None =
None,
send_phone_number_to_provi
bool | None =
None,
send_email_to_provider:
bool | None =
None,
is_flexible:
bool | None =
None,
**extra_data:
Any)
```

Represents the content of an invoice message to be sent as the result of an inline query.

Source: https://core.telegram.org/bots/api#inputinvoicemessagecontent

`title: str`

Product name, 1-32 characters

`description: str`

Product description, 1-255 characters

`payload: str`

Bot-defined invoice payload, 1-128 bytes. This will not be displayed to the user, use for your internal processes.

`provider_token: str`

Payment provider token, obtained via @BotFather

`currency: str`

Three-letter ISO 4217 currency code, see more on currencies

`prices: List[LabeledPrice]`

Price breakdown, a JSON-serialized list of components (e.g. product price, tax, discount, delivery cost, delivery tax, bonus, etc.)

`max_tip_amount: int | None`

*Optional*. The maximum accepted amount for tips in the *smallest units* of the currency (integer, **not** float/double). For example, for a maximum tip of `US$ 1.45` pass `max_tip_amount = 145`. See the *exp* parameter in currencies.json, it shows the number of digits past the decimal point for each currency (2 for the majority of currencies). Defaults to 0

`suggested_tip_amounts: List[int] | None`

*Optional*. A JSON-serialized array of suggested amounts of tip in the *smallest units* of the currency (integer, **not** float/double). At most 4 suggested tip amounts can be specified. The suggested tip amounts must be positive, passed in a strictly increased order and must not exceed *max_tip_amount*.

`provider_data: str | None`

*Optional*. A JSON-serialized object for data about the invoice, which will be shared with the payment provider. A detailed description of the required fields should be provided by the payment provider.

`photo_url: str | None`

*Optional*. URL of the product photo for the invoice. Can be a photo of the goods or a marketing image for a service.

`model_computed_fields: ClassVar[dict[str, ComputedFieldInfo]] = {}`

A dictionary of computed field names and their corresponding *ComputedFieldInfo* objects.

`photo_size: int | None`

*Optional*. Photo size in bytes

`photo_width: int | None`

*Optional*. Photo width

`photo_height: int | None`

*Optional*. Photo height

`need_name: bool | None`

*Optional*. Pass `True` if you require the user's full name to complete the order

`need_phone_number: bool | None`
*Optional*. Pass `True` if you require the user's phone number to complete the order

`need_email: bool | None`
*Optional*. Pass `True` if you require the user's email address to complete the order

`need_shipping_address: bool | None`
*Optional*. Pass `True` if you require the user's shipping address to complete the order

`send_phone_number_to_provider: bool | None`
*Optional*. Pass `True` if the user's phone number should be sent to provider

`send_email_to_provider: bool | None`
*Optional*. Pass `True` if the user's email address should be sent to provider

`is_flexible: bool | None`
*Optional*. Pass `True` if the final price depends on the shipping method

### InputLocationMessageContent

`class aiogram.types.input_location_message_content.InputLocationMessageContent(*, latitude: float, longitude: float, horizontal_accuracy: float | None = None, live_period: int | None = None, heading: int | None = None, proximity_alert_radius: int | None = None, **extra_data: Any)`

Represents the content of a location message to be sent as the result of an inline query.

Source: https://core.telegram.org/bots/api#inputlocationmessagecontent

`latitude: float`
Latitude of the location in degrees

`longitude: float`
Longitude of the location in degrees

`horizontal_accuracy: float | None`
*Optional*. The radius of uncertainty for the location, measured in meters; 0-1500

`model_computed_fields: ClassVar[dict[str, ComputedFieldInfo]] = {}`
A dictionary of computed field names and their corresponding *ComputedFieldInfo* objects.

`live_period: int | None`

*Optional*. Period in seconds for which the location can be updated, should be between 60 and 86400.

`heading: int | None`

*Optional*. For live locations, a direction in which the user is moving, in degrees. Must be between 1 and 360 if specified.

`proximity_alert_radius: int | None`

*Optional*. For live locations, a maximum distance for proximity alerts about approaching another chat member, in meters. Must be between 1 and 100000 if specified.

### InputMessageContent

`class aiogram.types.input_message_content.InputMessageContent(**extra_data: Any)`

This object represents the content of a message to be sent as a result of an inline query. Telegram clients currently support the following 5 types:

- *aiogram.types.input_text_message_content.InputTextMessageContent*
- *aiogram.types.input_location_message_content.InputLocationMessageContent*
- *aiogram.types.input_venue_message_content.InputVenueMessageContent*
- *aiogram.types.input_contact_message_content.InputContactMessageContent*
- *aiogram.types.input_invoice_message_content.InputInvoiceMessageContent*

Source: https://core.telegram.org/bots/api#inputmessagecontent

`model_computed_fields: ClassVar[dict[str, ComputedFieldInfo]] = {}`

A dictionary of computed field names and their corresponding *ComputedFieldInfo* objects.

### InputTextMessageContent

`class aiogram.types.input_text_message_content.InputTextMessageContent(*, message_text: str, parse_mode: str | ~aiogram.client.default.Default | None = <Default('parse_mode')>, entities: ~typing.List[~aiogram.types.message_entity | None = None, link_preview_options: ~aiogram.types.link_preview_options.Link | None = None, disable_web_page_preview: bool | ~aiogram.client.default.Default | None = <Default('disable_web_page_preview' **extra_data: ~typing.Any)`

Represents the content of a text message to be sent as the result of an inline query.

Source: https://core.telegram.org/bots/api#inputtextmessagecontent

`message_text: str`

Text of the message to be sent, 1-4096 characters

`parse_mode: str | Default | None`

*Optional*. Mode for parsing entities in the message text. See formatting options for more details.

`entities: List[MessageEntity] | None`

*Optional*. List of special entities that appear in message text, which can be specified instead of *parse_mode*

`model_computed_fields: ClassVar[dict[str, ComputedFieldInfo]] = {}`

A dictionary of computed field names and their corresponding *ComputedFieldInfo* objects.

`link_preview_options: LinkPreviewOptions | None`

*Optional*. Link preview generation options for the message

`disable_web_page_preview: bool | Default | None`

*Optional*. Disables link previews for links in the sent message

Застаріло починаючи з версії API:7.0: https://core.telegram.org/bots/api-changelog#december-29-2023

### InputVenueMessageContent

`class aiogram.types.input_venue_message_content.InputVenueMessageContent(*, latitude: float, longitude: float, title: str, address: str, foursquare_id: str | None = None, foursquare_type: str | None = None, google_place_id: str | None = None, google_place_type: str | None = None, **extra_data: Any)`

Represents the content of a venue message to be sent as the result of an inline query.

Source: https://core.telegram.org/bots/api#inputvenuemessagecontent

`latitude: float`

Latitude of the venue in degrees

`longitude: float`

Longitude of the venue in degrees

`title: str`

Name of the venue

`address: str`

Address of the venue

`model_computed_fields: ClassVar[dict[str, ComputedFieldInfo]] = {}`

A dictionary of computed field names and their corresponding *ComputedFieldInfo* objects.

`foursquare_id: str | None`

*Optional*. Foursquare identifier of the venue, if known

`foursquare_type: str | None`

*Optional*. Foursquare type of the venue, if known. (For example, „arts_entertainment/default“, „arts_entertainment/aquarium“ or „food/icecream“.)

`google_place_id: str | None`

*Optional*. Google Places identifier of the venue

`google_place_type: str | None`

*Optional*. Google Places type of the venue. (See supported types.)

### SentWebAppMessage

`class aiogram.types.sent_web_app_message.SentWebAppMessage(*, inline_message_id: str | None = None, **extra_data: Any)`

Describes an inline message sent by a Web App on behalf of a user.

Source: https://core.telegram.org/bots/api#sentwebappmessage

`inline_message_id: str | None`

*Optional*. Identifier of the sent inline message. Available only if there is an inline keyboard attached to the message.

`model_computed_fields: ClassVar[dict[str, ComputedFieldInfo]] = {}`

A dictionary of computed field names and their corresponding *ComputedFieldInfo* objects.

### Stickers

### InputSticker

`class aiogram.types.input_sticker.InputSticker(*, sticker: InputFile | str, emoji_list: List[str], mask_position: MaskPosition | None = None, keywords: List[str] | None = None, **extra_data: Any)`

This object describes a sticker to be added to a sticker set.

Source: https://core.telegram.org/bots/api#inputsticker

`sticker: InputFile | str`

The added sticker. Pass a *file_id* as a String to send a file that already exists on the Telegram servers, pass an HTTP URL as a String for Telegram to get a file from the Internet, upload a new one using multipart/form-data, or pass „attach://<file_attach_name>“ to upload a new one using multipart/form-data under <file_attach_name> name. Animated and video stickers can't be uploaded via HTTP URL. *More information on Sending Files »*

`emoji_list: List[str]`

List of 1-20 emoji associated with the sticker

`model_computed_fields: ClassVar[dict[str, ComputedFieldInfo]] = {}`

A dictionary of computed field names and their corresponding *ComputedFieldInfo* objects.

`mask_position: MaskPosition | None`

*Optional*. Position where the mask should be placed on faces. For „mask“ stickers only.

`keywords: List[str] | None`

*Optional*. List of 0-20 search keywords for the sticker with total length of up to 64 characters. For „regular“ and „custom_emoji“ stickers only.

### MaskPosition

`class aiogram.types.mask_position.MaskPosition(*, point: str, x_shift: float, y_shift: float, scale: float, **extra_data: Any)`

This object describes the position on faces where a mask should be placed by default.

Source: https://core.telegram.org/bots/api#maskposition

`point: str`

The part of the face relative to which the mask should be placed. One of „forehead“, „eyes“, „mouth“, or „chin“.

`x_shift: float`

Shift by X-axis measured in widths of the mask scaled to the face size, from left to right. For example, choosing -1.0 will place mask just to the left of the default mask position.

`model_computed_fields: ClassVar[dict[str, ComputedFieldInfo]] = {}`

A dictionary of computed field names and their corresponding *ComputedFieldInfo* objects.

`y_shift: float`

Shift by Y-axis measured in heights of the mask scaled to the face size, from top to bottom. For example, 1.0 will place the mask just below the default mask position.

`scale: float`

Mask scaling coefficient. For example, 2.0 means double size.

### Sticker

`class aiogram.types.sticker.Sticker(*, file_id: str, file_unique_id: str, type: str, width: int, height: int, is_animated: bool, is_video: bool, thumbnail: PhotoSize | None = None, emoji: str | None = None, set_name: str | None = None, premium_animation: File | None = None, mask_position: MaskPosition | None = None, custom_emoji_id: str | None = None, needs_repainting: bool | None = None, file_size: int | None = None, **extra_data: Any)`

This object represents a sticker.

Source: https://core.telegram.org/bots/api#sticker

`file_id: str`

Identifier for this file, which can be used to download or reuse the file

`file_unique_id: str`

Unique identifier for this file, which is supposed to be the same over time and for different bots. Can't be used to download or reuse the file.

`type: str`

Type of the sticker, currently one of „regular", „mask", „custom_emoji". The type of the sticker is independent from its format, which is determined by the fields *is_animated* and *is_video*.

`width: int`

Sticker width

`height: int`

Sticker height

`is_animated: bool`

`True`, if the sticker is animated

`is_video: bool`

`True`, if the sticker is a video sticker

`thumbnail: PhotoSize | None`

*Optional*. Sticker thumbnail in the .WEBP or .JPG format

`emoji: str | None`

*Optional*. Emoji associated with the sticker

`model_computed_fields: ClassVar[dict[str, ComputedFieldInfo]] = {}`

A dictionary of computed field names and their corresponding *ComputedFieldInfo* objects.

`set_name: str | None`

*Optional*. Name of the sticker set to which the sticker belongs

`premium_animation: File | None`

*Optional*. For premium regular stickers, premium animation for the sticker

`mask_position: MaskPosition | None`

*Optional*. For mask stickers, the position where the mask should be placed

`custom_emoji_id: str | None`

*Optional*. For custom emoji stickers, unique identifier of the custom emoji

`needs_repainting: bool | None`

*Optional*. `True`, if the sticker must be repainted to a text color in messages, the color of the Telegram Premium badge in emoji status, white color on chat photos, or another appropriate color in other places

`file_size: int | None`

*Optional*. File size in bytes

`set_position_in_set(position: int, **kwargs: Any) → SetStickerPositionInSet`

Shortcut for method `aiogram.methods.set_sticker_position_in_set.SetStickerPositionInSet` will automatically fill method attributes:

- `sticker`

Use this method to move a sticker in a set created by the bot to a specific position. Returns `True` on success.

Source: https://core.telegram.org/bots/api#setstickerpositioninset

**Параметри**
`position` – New sticker position in the set, zero-based

**Повертає**
instance of method *aiogram.methods.set_sticker_position_in_set.SetStickerPositionInSet*

`delete_from_set(**kwargs: Any) → DeleteStickerFromSet`

Shortcut for method *aiogram.methods.delete_sticker_from_set.DeleteStickerFromSet* will automatically fill method attributes:

- `sticker`

Use this method to delete a sticker from a set created by the bot. Returns `True` on success.

Source: https://core.telegram.org/bots/api#deletestickerfromset

**Повертає**
instance of method *aiogram.methods.delete_sticker_from_set.DeleteStickerFromSet*

## StickerSet

`class aiogram.types.sticker_set.StickerSet(*, name: str, title: str, sticker_type: str, is_animated: bool, is_video: bool, stickers: List[Sticker], thumbnail: PhotoSize | None = None, **extra_data: Any)`

This object represents a sticker set.

Source: https://core.telegram.org/bots/api#stickerset

`name: str`
Sticker set name

`title: str`
Sticker set title

`sticker_type: str`
Type of stickers in the set, currently one of „regular“, „mask“, „custom_emoji“

`is_animated: bool`
`True`, if the sticker set contains animated stickers

`model_computed_fields: ClassVar[dict[str, ComputedFieldInfo]] = {}`
A dictionary of computed field names and their corresponding *ComputedFieldInfo* objects.

`is_video: bool`
`True`, if the sticker set contains video stickers

`stickers: List[Sticker]`
List of all set stickers

`thumbnail: PhotoSize | None`
*Optional*. Sticker set thumbnail in the .WEBP, .TGS, or .WEBM format

### Telegram Passport

#### EncryptedCredentials

`class aiogram.types.encrypted_credentials.EncryptedCredentials(*, data: str, hash: str, secret: str, **extra_data: Any)`

Describes data required for decrypting and authenticating *aiogram.types.encrypted_passport_element.EncryptedPassportElement*. See the Telegram Passport Documentation for a complete description of the data decryption and authentication processes.

Source: https://core.telegram.org/bots/api#encryptedcredentials

`data: str`

Base64-encoded encrypted JSON-serialized data with unique user's payload, data hashes and secrets required for *aiogram.types.encrypted_passport_element.EncryptedPassportElement* decryption and authentication

`hash: str`

Base64-encoded data hash for data authentication

`model_computed_fields: ClassVar[dict[str, ComputedFieldInfo]] = {}`

A dictionary of computed field names and their corresponding *ComputedFieldInfo* objects.

`secret: str`

Base64-encoded secret, encrypted with the bot's public RSA key, required for data decryption

#### EncryptedPassportElement

`class aiogram.types.encrypted_passport_element.EncryptedPassportElement(*, type: str, hash: str, data: str | None = None, phone_number: str | None = None, email: str | None = None, files: List[PassportFile] | None = None, front_side: PassportFile | None = None, reverse_side: PassportFile | None = None, selfie: PassportFile | None = None, translation: List[PassportFile] | None = None, **extra_data: Any)`

Describes documents or other Telegram Passport elements shared with the bot by the user.

Source: https://core.telegram.org/bots/api#encryptedpassportelement

`type: str`

Element type. One of „personal_details“, „passport“, „driver_license“, „identity_card“, „internal_passport“, „address“, „utility_bill“, „bank_statement“, „rental_agreement“, „passport_registration“, „temporary_registration“, „phone_number“, „email“.

`hash: str`

Base64-encoded element hash for using in *aiogram.types.passport_element_error_unspecified.PassportElementErrorUnspecified*

`data: str | None`

*Optional*. Base64-encoded encrypted Telegram Passport element data provided by the user, available for „personal_details“, „passport“, „driver_license“, „identity_card“, „internal_passport“ and „address“ types. Can be decrypted and verified using the accompanying *aiogram.types.encrypted_credentials.EncryptedCredentials*.

`phone_number: str | None`

*Optional*. User's verified phone number, available only for „phone_number“ type

`email: str | None`

*Optional*. User's verified email address, available only for „email“ type

`model_computed_fields: ClassVar[dict[str, ComputedFieldInfo]] = {}`

A dictionary of computed field names and their corresponding *ComputedFieldInfo* objects.

`files: List[PassportFile] | None`

*Optional*. Array of encrypted files with documents provided by the user, available for „utility_bill“, „bank_statement“, „rental_agreement“, „passport_registration“ and „temporary_registration“ types. Files can be decrypted and verified using the accompanying *aiogram.types.encrypted_credentials.EncryptedCredentials*.

`front_side: PassportFile | None`

*Optional*. Encrypted file with the front side of the document, provided by the user. Available for „passport“, „driver_license“, „identity_card“ and „internal_passport“. The file can be decrypted and verified using the accompanying *aiogram.types.encrypted_credentials.EncryptedCredentials*.

`reverse_side: PassportFile | None`

*Optional*. Encrypted file with the reverse side of the document, provided by the user. Available for „driver_license“ and „identity_card“. The file can be decrypted and verified using the accompanying *aiogram.types.encrypted_credentials.EncryptedCredentials*.

`selfie: PassportFile | None`

*Optional*. Encrypted file with the selfie of the user holding a document, provided by the user; available for „passport“, „driver_license“, „identity_card“ and „internal_passport“. The file can be decrypted and verified using the accompanying *aiogram.types.encrypted_credentials.EncryptedCredentials*.

`translation: List[PassportFile] | None`

*Optional*. Array of encrypted files with translated versions of documents provided by the user. Available if requested for „passport“, „driver_license“, „identity_card“, „internal_passport“, „utility_bill“, „bank_statement“, „rental_agreement“, „passport_registration“ and „temporary_registration“ types. Files can be decrypted and verified using the accompanying *aiogram.types.encrypted_credentials.EncryptedCredentials*.

### PassportData

`class aiogram.types.passport_data.PassportData(*, data: List[EncryptedPassportElement], credentials: EncryptedCredentials, **extra_data: Any)`

Describes Telegram Passport data shared with the bot by the user.

Source: https://core.telegram.org/bots/api#passportdata

`data: List[EncryptedPassportElement]`

Array with information about documents and other Telegram Passport elements that was shared with the bot

`model_computed_fields: ClassVar[dict[str, ComputedFieldInfo]] = {}`

A dictionary of computed field names and their corresponding *ComputedFieldInfo* objects.

`credentials: EncryptedCredentials`

Encrypted credentials required to decrypt the data

### PassportElementError

`class aiogram.types.passport_element_error.PassportElementError(**extra_data: Any)`

This object represents an error in the Telegram Passport element which was submitted that should be resolved by the user. It should be one of:

- *aiogram.types.passport_element_error_data_field.PassportElementErrorDataField*
- *aiogram.types.passport_element_error_front_side.PassportElementErrorFrontSide*
- *aiogram.types.passport_element_error_reverse_side.PassportElementErrorReverseSide*
- *aiogram.types.passport_element_error_selfie.PassportElementErrorSelfie*
- *aiogram.types.passport_element_error_file.PassportElementErrorFile*
- *aiogram.types.passport_element_error_files.PassportElementErrorFiles*
- *aiogram.types.passport_element_error_translation_file.PassportElementErrorTranslationFile*
- *aiogram.types.passport_element_error_translation_files.PassportElementErrorTranslationFiles*
- *aiogram.types.passport_element_error_unspecified.PassportElementErrorUnspecified*

Source: https://core.telegram.org/bots/api#passportelementerror

`model_computed_fields: ClassVar[dict[str, ComputedFieldInfo]] = {}`

A dictionary of computed field names and their corresponding *ComputedFieldInfo* objects.

### PassportElementErrorDataField

class aiogram.types.passport_element_error_data_field.PassportElementErrorDataField(*, source: Literal[PassportElementE = PassportElementErrorT type: str, field_name: str, data_hash: str, message: str, **extra_data: Any)

Represents an issue in one of the data fields that was provided by the user. The error is considered resolved when the field's value changes.

Source: https://core.telegram.org/bots/api#passportelementerrordatafield

source: Literal[PassportElementErrorType.DATA]

Error source, must be *data*

type: str

The section of the user's Telegram Passport which has the error, one of „personal_details", „passport", „driver_license", „identity_card", „internal_passport", „address"

field_name: str

Name of the data field which has the error

model_computed_fields: ClassVar[dict[str, ComputedFieldInfo]] = {}

A dictionary of computed field names and their corresponding *ComputedFieldInfo* objects.

data_hash: str

Base64-encoded data hash

message: str

Error message

### PassportElementErrorFile

class aiogram.types.passport_element_error_file.PassportElementErrorFile(*, source: Literal[PassportElementErrorType.FIL = PassportElementErrorType.FILE, type: str, file_hash: str, message: str, **extra_data: Any)

Represents an issue with a document scan. The error is considered resolved when the file with the document scan changes.

Source: https://core.telegram.org/bots/api#passportelementerrorfile

`source: Literal[PassportElementErrorType.FILE]`

Error source, must be *file*

`type: str`

The section of the user's Telegram Passport which has the issue, one of „utility_bill“, „bank_statement“, „rental_agreement“, „passport_registration“, „temporary_registration“

`model_computed_fields: ClassVar[dict[str, ComputedFieldInfo]] = {}`

A dictionary of computed field names and their corresponding *ComputedFieldInfo* objects.

`file_hash: str`

Base64-encoded file hash

`message: str`

Error message

### PassportElementErrorFiles

`class aiogram.types.passport_element_error_files.PassportElementErrorFiles(*, source: Literal[PassportElementErrorType.F = PassportElementErrorType.FILES type: str, file_hashes: List[str], message: str, **extra_data: Any)`

Represents an issue with a list of scans. The error is considered resolved when the list of files containing the scans changes.

Source: https://core.telegram.org/bots/api#passportelementerrorfiles

`source: Literal[PassportElementErrorType.FILES]`

Error source, must be *files*

`type: str`

The section of the user's Telegram Passport which has the issue, one of „utility_bill“, „bank_statement“, „rental_agreement“, „passport_registration“, „temporary_registration“

`model_computed_fields: ClassVar[dict[str, ComputedFieldInfo]] = {}`

A dictionary of computed field names and their corresponding *ComputedFieldInfo* objects.

`file_hashes: List[str]`

List of base64-encoded file hashes

`message: str`

Error message

### PassportElementErrorFrontSide

`class aiogram.types.passport_element_error_front_side.PassportElementErrorFrontSide(*, source: Literal[PassportElementE = PassportElementErrorT type: str, file_hash: str, message: str, **extra_data: Any)`

Represents an issue with the front side of a document. The error is considered resolved when the file with the front side of the document changes.

Source: https://core.telegram.org/bots/api#passportelementerrorfrontside

`source: Literal[PassportElementErrorType.FRONT_SIDE]`

Error source, must be *front_side*

`type: str`

The section of the user's Telegram Passport which has the issue, one of „passport", „driver_license", „identity_card", „internal_passport"

`model_computed_fields: ClassVar[dict[str, ComputedFieldInfo]] = {}`

A dictionary of computed field names and their corresponding *ComputedFieldInfo* objects.

`file_hash: str`

Base64-encoded hash of the file with the front side of the document

`message: str`

Error message

### PassportElementErrorReverseSide

`class aiogram.types.passport_element_error_reverse_side.PassportElementErrorReverseSide(*, source: Literal[PassportElem = PassportElementE type: str, file_hash: str, message: str, **extra_data: Any)`

Represents an issue with the reverse side of a document. The error is considered resolved when the file with reverse side of the document changes.

Source: https://core.telegram.org/bots/api#passportelementerrorreverseside

`source: Literal[PassportElementErrorType.REVERSE_SIDE]`

Error source, must be *reverse_side*

`type: str`

The section of the user's Telegram Passport which has the issue, one of „driver_license", „identity_card"

`model_computed_fields: ClassVar[dict[str, ComputedFieldInfo]] = {}`

A dictionary of computed field names and their corresponding *ComputedFieldInfo* objects.

`file_hash: str`

Base64-encoded hash of the file with the reverse side of the document

`message: str`

Error message

### PassportElementErrorSelfie

`class aiogram.types.passport_element_error_selfie.PassportElementErrorSelfie(`*, *source: Literal[PassportElementErrorType = PassportElementErrorType.SEL type: str*, *file_hash: str*, *message: str*, ***extra_data: Any*`)`

Represents an issue with the selfie with a document. The error is considered resolved when the file with the selfie changes.

Source: https://core.telegram.org/bots/api#passportelementerrorselfie

`source: Literal[PassportElementErrorType.SELFIE]`

Error source, must be *selfie*

`type: str`

The section of the user's Telegram Passport which has the issue, one of „passport", „driver_license", „identity_card", „internal_passport"

`model_computed_fields: ClassVar[dict[str, ComputedFieldInfo]] = {}`

A dictionary of computed field names and their corresponding *ComputedFieldInfo* objects.

`file_hash: str`

Base64-encoded hash of the file with the selfie

`message: str`

Error message

### PassportElementErrorTranslationFile

`class aiogram.types.passport_element_error_translation_file.PassportElementErrorTranslationFile(*, source: Literal[Pas = Passport type: str, file_hash: str, message: str, **extra_ Any)`

Represents an issue with one of the files that constitute the translation of a document. The error is considered resolved when the file changes.

Source: https://core.telegram.org/bots/api#passportelementerrortranslationfile

`source: Literal[PassportElementErrorType.TRANSLATION_FILE]`

Error source, must be *translation_file*

`type: str`

Type of element of the user's Telegram Passport which has the issue, one of „passport“, „driver_license“, „identity_card“, „internal_passport“, „utility_bill“, „bank_statement“, „rental_agreement“, „passport_registration“, „temporary_registration“

`model_computed_fields: ClassVar[dict[str, ComputedFieldInfo]] = {}`

A dictionary of computed field names and their corresponding *ComputedFieldInfo* objects.

`file_hash: str`

Base64-encoded file hash

`message: str`

Error message

### PassportElementErrorTranslationFiles

`class aiogram.types.passport_element_error_translation_files.PassportElementErrorTranslationFiles(*, source Literal[P = Passpo type: str, file_has List[str], messag str, **extr Any)`

Represents an issue with the translated version of a document. The error is considered resolved when a file with the document translation change.

Source: https://core.telegram.org/bots/api#passportelementerrortranslationfiles

`source: Literal[PassportElementErrorType.TRANSLATION_FILES]`

Error source, must be *translation_files*

`type: str`

Type of element of the user's Telegram Passport which has the issue, one of „passport", „driver_license", „identity_card", „internal_passport", „utility_bill", „bank_statement", „rental_agreement", „passport_registration", „temporary_registration"

`model_computed_fields: ClassVar[dict[str, ComputedFieldInfo]] = {}`

A dictionary of computed field names and their corresponding *ComputedFieldInfo* objects.

`file_hashes: List[str]`

List of base64-encoded file hashes

`message: str`

Error message

### PassportElementErrorUnspecified

class aiogram.types.passport_element_error_unspecified.PassportElementErrorUnspecified(*, source: Literal[PassportEleme = PassportElementEr type: str, element_hash: str, message: str, **extra_data: Any)

Represents an issue in an unspecified place. The error is considered resolved when new data is added.

Source: https://core.telegram.org/bots/api#passportelementerrorunspecified

`source: Literal[PassportElementErrorType.UNSPECIFIED]`

Error source, must be *unspecified*

`type: str`

Type of element of the user's Telegram Passport which has the issue

`model_computed_fields: ClassVar[dict[str, ComputedFieldInfo]] = {}`

A dictionary of computed field names and their corresponding *ComputedFieldInfo* objects.

`element_hash: str`

Base64-encoded element hash

`message: str`

Error message

### PassportFile

class aiogram.types.passport_file.PassportFile(*, file_id: str, file_unique_id: str, file_size: int, file_date: datetime, **extra_data: Any)

This object represents a file uploaded to Telegram Passport. Currently all Telegram Passport files are in JPEG format when decrypted and don't exceed 10MB.

Source: https://core.telegram.org/bots/api#passportfile

`file_id: str`

Identifier for this file, which can be used to download or reuse the file

`file_unique_id: str`

Unique identifier for this file, which is supposed to be the same over time and for different bots. Can't be used to download or reuse the file.

`model_computed_fields: ClassVar[dict[str, ComputedFieldInfo]] = {}`

A dictionary of computed field names and their corresponding *ComputedFieldInfo* objects.

`file_size: int`

File size in bytes

`file_date: DateTime`

Unix time when the file was uploaded

### Payments

### Invoice

`class aiogram.types.invoice.Invoice(*, title: str, description: str, start_parameter: str, currency: str, total_amount: int, **extra_data: Any)`

This object contains basic information about an invoice.

Source: https://core.telegram.org/bots/api#invoice

`title: str`

Product name

`description: str`

Product description

`start_parameter: str`

Unique bot deep-linking parameter that can be used to generate this invoice

`model_computed_fields: ClassVar[dict[str, ComputedFieldInfo]] = {}`

A dictionary of computed field names and their corresponding *ComputedFieldInfo* objects.

`currency: str`

Three-letter ISO 4217 currency code

`total_amount: int`

Total price in the *smallest units* of the currency (integer, **not** float/double). For example, for a price of `US$ 1.45` pass `amount = 145`. See the *exp* parameter in currencies.json, it shows the number of digits past the decimal point for each currency (2 for the majority of currencies).

### LabeledPrice

`class aiogram.types.labeled_price.LabeledPrice(*, label: str, amount: int, **extra_data: Any)`

This object represents a portion of the price for goods or services.

Source: https://core.telegram.org/bots/api#labeledprice

`label: str`

Portion label

`model_computed_fields: ClassVar[dict[str, ComputedFieldInfo]] = {}`

A dictionary of computed field names and their corresponding *ComputedFieldInfo* objects.

`amount: int`

Price of the product in the *smallest units* of the currency (integer, **not** float/double). For example, for a price of `US$ 1.45` pass `amount = 145`. See the *exp* parameter in currencies.json, it shows the number of digits past the decimal point for each currency (2 for the majority of currencies).

### OrderInfo

`class aiogram.types.order_info.OrderInfo(*, name: str | None = None, phone_number: str | None = None, email: str | None = None, shipping_address: ShippingAddress | None = None, **extra_data: Any)`

This object represents information about an order.

Source: https://core.telegram.org/bots/api#orderinfo

`name: str | None`

*Optional*. User name

`phone_number: str | None`

*Optional*. User's phone number

`model_computed_fields: ClassVar[dict[str, ComputedFieldInfo]] = {}`

A dictionary of computed field names and their corresponding *ComputedFieldInfo* objects.

`email: str | None`

*Optional*. User email

`shipping_address: ShippingAddress | None`

*Optional*. User shipping address

### PreCheckoutQuery

`class aiogram.types.pre_checkout_query.PreCheckoutQuery(*, id: str, from_user: User, currency: str, total_amount: int, invoice_payload: str, shipping_option_id: str | None = None, order_info: OrderInfo | None = None, **extra_data: Any)`

This object contains information about an incoming pre-checkout query.

Source: https://core.telegram.org/bots/api#precheckoutquery

`id: str`

Unique query identifier

`from_user: User`

User who sent the query

`currency: str`

Three-letter ISO 4217 currency code

`total_amount: int`

Total price in the *smallest units* of the currency (integer, **not** float/double). For example, for a price of `US$ 1.45` pass `amount = 145`. See the *exp* parameter in currencies.json, it shows the number of digits past the decimal point for each currency (2 for the majority of currencies).

`model_computed_fields: ClassVar[dict[str, ComputedFieldInfo]] = {}`

A dictionary of computed field names and their corresponding *ComputedFieldInfo* objects.

`invoice_payload: str`

Bot specified invoice payload

`shipping_option_id: str | None`

*Optional*. Identifier of the shipping option chosen by the user

`order_info: OrderInfo | None`

*Optional*. Order information provided by the user

`answer(ok: bool, error_message: str | None = None, **kwargs: Any) → AnswerPreCheckoutQuery`

Shortcut for method `aiogram.methods.answer_pre_checkout_query.AnswerPreCheckoutQuery` will automatically fill method attributes:

- `pre_checkout_query_id`

Once the user has confirmed their payment and shipping details, the Bot API sends the final confirmation in the form of an `aiogram.types.update.Update` with the field *pre_checkout_query*. Use this method to respond to such pre-checkout queries. On success, `True` is returned. **Note:** The Bot API must receive an answer within 10 seconds after the pre-checkout query was sent.

Source: https://core.telegram.org/bots/api#answerprecheckoutquery

**Параметри**

- `ok` – Specify `True` if everything is alright (goods are available, etc.) and the bot is ready to proceed with the order. Use `False` if there are any problems.
- `error_message` – Required if *ok* is `False`. Error message in human readable form that explains the reason for failure to proceed with the checkout (e.g. «Sorry, somebody just bought the last of our amazing black T-shirts while you were busy filling out your payment details. Please choose a different color or garment!»). Telegram will display this message to the user.

**Повертає**

instance of method `aiogram.methods.answer_pre_checkout_query.AnswerPreCheckoutQuery`

### ShippingAddress

`class aiogram.types.shipping_address.ShippingAddress(*, country_code: str, state: str, city: str, street_line1: str, street_line2: str, post_code: str, **extra_data: Any)`

This object represents a shipping address.

Source: https://core.telegram.org/bots/api#shippingaddress

`country_code: str`

Two-letter ISO 3166-1 alpha-2 country code

`state: str`

State, if applicable

`city: str`

City

`model_computed_fields: ClassVar[dict[str, ComputedFieldInfo]] = {}`

A dictionary of computed field names and their corresponding *ComputedFieldInfo* objects.

`street_line1: str`

First line for the address

`street_line2: str`
Second line for the address

`post_code: str`
Address post code

### ShippingOption

`class aiogram.types.shipping_option.ShippingOption(*, id: str, title: str, prices: List[LabeledPrice], **extra_data: Any)`

This object represents one shipping option.

Source: https://core.telegram.org/bots/api#shippingoption

`id: str`
Shipping option identifier

`title: str`
Option title

`model_computed_fields: ClassVar[dict[str, ComputedFieldInfo]] = {}`
A dictionary of computed field names and their corresponding *ComputedFieldInfo* objects.

`prices: List[LabeledPrice]`
List of price portions

### ShippingQuery

`class aiogram.types.shipping_query.ShippingQuery(*, id: str, from_user: User, invoice_payload: str, shipping_address: ShippingAddress, **extra_data: Any)`

This object contains information about an incoming shipping query.

Source: https://core.telegram.org/bots/api#shippingquery

`id: str`
Unique query identifier

`from_user: User`
User who sent the query

`invoice_payload: str`
Bot specified invoice payload

`model_computed_fields: ClassVar[dict[str, ComputedFieldInfo]] = {}`
A dictionary of computed field names and their corresponding *ComputedFieldInfo* objects.

`shipping_address: ShippingAddress`
User specified shipping address

`answer(ok: bool, shipping_options: List[ShippingOption] | None = None, error_message: str | None = None, **kwargs: Any) → AnswerShippingQuery`

Shortcut for method `aiogram.methods.answer_shipping_query.AnswerShippingQuery` will automatically fill method attributes:

- `shipping_query_id`

If you sent an invoice requesting a shipping address and the parameter *is_flexible* was specified, the Bot API will send an *aiogram.types.update.Update* with a *shipping_query* field to the bot. Use this method to reply to shipping queries. On success, `True` is returned.

Source: https://core.telegram.org/bots/api#answershippingquery

**Параметри**

- `ok` – Pass `True` if delivery to the specified address is possible and `False` if there are any problems (for example, if delivery to the specified address is not possible)
- `shipping_options` – Required if *ok* is `True`. A JSON-serialized array of available shipping options.
- `error_message` – Required if *ok* is `False`. Error message in human readable form that explains why it is impossible to complete the order (e.g. «Sorry, delivery to your desired address is unavailable“). Telegram will display this message to the user.

**Повертає**

instance of method *aiogram.methods.answer_shipping_query.AnswerShippingQuery*

### SuccessfulPayment

`class aiogram.types.successful_payment.SuccessfulPayment(*, currency: str, total_amount: int, invoice_payload: str, telegram_payment_charge_id: str, provider_payment_charge_id: str, shipping_option_id: str | None = None, order_info: OrderInfo | None = None, **extra_data: Any)`

This object contains basic information about a successful payment.

Source: https://core.telegram.org/bots/api#successfulpayment

`currency: str`

Three-letter ISO 4217 currency code

`total_amount: int`

Total price in the *smallest units* of the currency (integer, **not** float/double). For example, for a price of `US$ 1.45` pass `amount = 145`. See the *exp* parameter in currencies.json, it shows the number of digits past the decimal point for each currency (2 for the majority of currencies).

`invoice_payload: str`

Bot specified invoice payload

`telegram_payment_charge_id: str`

Telegram payment identifier

`model_computed_fields: ClassVar[dict[str, ComputedFieldInfo]] = {}`

A dictionary of computed field names and their corresponding *ComputedFieldInfo* objects.

`provider_payment_charge_id: str`

Provider payment identifier

`shipping_option_id: str | None`

*Optional*. Identifier of the shipping option chosen by the user

`order_info: OrderInfo | None`

*Optional*. Order information provided by the user

### Getting updates

### Update

`class aiogram.types.update.Update(*, update_id: int, message: Message | None = None, edited_message: Message | None = None, channel_post: Message | None = None, edited_channel_post: Message | None = None, message_reaction: MessageReactionUpdated | None = None, message_reaction_count: MessageReactionCountUpdated | None = None, inline_query: InlineQuery | None = None, chosen_inline_result: ChosenInlineResult | None = None, callback_query: CallbackQuery | None = None, shipping_query: ShippingQuery | None = None, pre_checkout_query: PreCheckoutQuery | None = None, poll: Poll | None = None, poll_answer: PollAnswer | None = None, my_chat_member: ChatMemberUpdated | None = None, chat_member: ChatMemberUpdated | None = None, chat_join_request: ChatJoinRequest | None = None, chat_boost: ChatBoostUpdated | None = None, removed_chat_boost: ChatBoostRemoved | None = None, **extra_data: Any)`

This object represents an incoming update.

At most **one** of the optional parameters can be present in any given update.

Source: https://core.telegram.org/bots/api#update

`update_id: int`

The update's unique identifier. Update identifiers start from a certain positive number and increase sequentially. This identifier becomes especially handy if you're using webhooks, since it allows you to ignore repeated updates or to restore the correct update sequence, should they get out of order. If there are no new updates for at least a week, then identifier of the next update will be chosen randomly instead of sequentially.

`message: Message | None`

*Optional*. New incoming message of any kind - text, photo, sticker, etc.

`edited_message: Message | None`

*Optional*. New version of a message that is known to the bot and was edited. This update may at times be triggered by changes to message fields that are either unavailable or not actively used by your bot.

`channel_post: Message | None`

*Optional*. New incoming channel post of any kind - text, photo, sticker, etc.

`edited_channel_post: Message | None`

*Optional*. New version of a channel post that is known to the bot and was edited. This update may at times be triggered by changes to message fields that are either unavailable or not actively used by your bot.

`message_reaction: MessageReactionUpdated | None`

*Optional*. A reaction to a message was changed by a user. The bot must be an administrator in the chat and must explicitly specify `"message_reaction"` in the list of *allowed_updates* to receive these updates. The update isn't received for reactions set by bots.

`message_reaction_count: MessageReactionCountUpdated | None`

*Optional*. Reactions to a message with anonymous reactions were changed. The bot must be an administrator in the chat and must explicitly specify `"message_reaction_count"` in the list of *allowed_updates* to receive these updates. The updates are grouped and can be sent with delay up to a few minutes.

`inline_query: InlineQuery | None`

*Optional*. New incoming inline query

`chosen_inline_result: ChosenInlineResult | None`

*Optional*. The result of an inline query that was chosen by a user and sent to their chat partner. Please see our documentation on the feedback collecting for details on how to enable these updates for your bot.

`callback_query: CallbackQuery | None`

*Optional*. New incoming callback query

`shipping_query: ShippingQuery | None`

*Optional*. New incoming shipping query. Only for invoices with flexible price

`pre_checkout_query: PreCheckoutQuery | None`

*Optional*. New incoming pre-checkout query. Contains full information about checkout

`model_computed_fields: ClassVar[dict[str, ComputedFieldInfo]] = {}`

A dictionary of computed field names and their corresponding *ComputedFieldInfo* objects.

`poll: Poll | None`

*Optional*. New poll state. Bots receive only updates about manually stopped polls and polls, which are sent by the bot

`poll_answer: PollAnswer | None`

*Optional*. A user changed their answer in a non-anonymous poll. Bots receive new votes only in polls that were sent by the bot itself.

`my_chat_member: ChatMemberUpdated | None`

*Optional*. The bot's chat member status was updated in a chat. For private chats, this update is received only when the bot is blocked or unblocked by the user.

`chat_member: ChatMemberUpdated | None`

*Optional*. A chat member's status was updated in a chat. The bot must be an administrator in the chat and must explicitly specify `"chat_member"` in the list of *allowed_updates* to receive these updates.

`chat_join_request: ChatJoinRequest | None`

*Optional*. A request to join the chat has been sent. The bot must have the *can_invite_users* administrator right in the chat to receive these updates.

`chat_boost: ChatBoostUpdated | None`

*Optional*. A chat boost was added or changed. The bot must be an administrator in the chat to receive these updates.

`removed_chat_boost: ChatBoostRemoved | None`

*Optional*. A boost was removed from a chat. The bot must be an administrator in the chat to receive these updates.

`property event_type: str`

Detect update type If update type is unknown, raise UpdateTypeLookupError

**Повертає**

`property event: TelegramObject`

`exception aiogram.types.update.UpdateTypeLookupError`

Update does not contain any known event type.

### WebhookInfo

`class aiogram.types.webhook_info.WebhookInfo(*, url: str, has_custom_certificate: bool, pending_update_count: int, ip_address: str | None = None, last_error_date: datetime | None = None, last_error_message: str | None = None, last_synchronization_error_date: datetime | None = None, max_connections: int | None = None, allowed_updates: List[str] | None = None, **extra_data: Any)`

Describes the current status of a webhook.

Source: https://core.telegram.org/bots/api#webhookinfo

`url: str`

Webhook URL, may be empty if webhook is not set up

`has_custom_certificate: bool`

`True`, if a custom certificate was provided for webhook certificate checks

`pending_update_count: int`

Number of updates awaiting delivery

`ip_address: str | None`

*Optional*. Currently used webhook IP address

`last_error_date: DateTime | None`

*Optional*. Unix time for the most recent error that happened when trying to deliver an update via webhook

`model_computed_fields: ClassVar[dict[str, ComputedFieldInfo]] = {}`

A dictionary of computed field names and their corresponding *ComputedFieldInfo* objects.

`last_error_message: str | None`

*Optional*. Error message in human-readable format for the most recent error that happened when trying to deliver an update via webhook

`last_synchronization_error_date: DateTime | None`

*Optional*. Unix time of the most recent error that happened when trying to synchronize available updates with Telegram datacenters

`max_connections: int | None`

*Optional*. The maximum allowed number of simultaneous HTTPS connections to the webhook for update delivery

`allowed_updates: List[str] | None`

*Optional*. A list of update types the bot is subscribed to. Defaults to all update types except *chat_member*

### Games

### CallbackGame

`class aiogram.types.callback_game.CallbackGame(**extra_data: Any)`

A placeholder, currently holds no information. Use BotFather to set up your game.

Source: https://core.telegram.org/bots/api#callbackgame

`model_computed_fields: ClassVar[dict[str, ComputedFieldInfo]] = {}`

A dictionary of computed field names and their corresponding *ComputedFieldInfo* objects.

### Game

`class aiogram.types.game.Game(*, title: str, description: str, photo: List[PhotoSize], text: str | None = None, text_entities: List[MessageEntity] | None = None, animation: Animation | None = None, **extra_data: Any)`

This object represents a game. Use BotFather to create and edit games, their short names will act as unique identifiers.

Source: https://core.telegram.org/bots/api#game

`title: str`

Title of the game

`description: str`

Description of the game

`photo: List[PhotoSize]`

Photo that will be displayed in the game message in chats.

`model_computed_fields: ClassVar[dict[str, ComputedFieldInfo]] = {}`

A dictionary of computed field names and their corresponding *ComputedFieldInfo* objects.

`text: str | None`

*Optional*. Brief description of the game or high scores included in the game message. Can be automatically edited to include current high scores for the game when the bot calls *aiogram.methods.set_game_score.SetGameScore*, or manually edited using *aiogram.methods.edit_message_text.EditMessageText*. 0-4096 characters.

`text_entities: List[MessageEntity] | None`

*Optional*. Special entities that appear in *text*, such as usernames, URLs, bot commands, etc.

`animation: Animation | None`

*Optional*. Animation that will be displayed in the game message in chats. Upload via BotFather

#### GameHighScore

`class aiogram.types.game_high_score.GameHighScore(*, position: int, user: User, score: int, **extra_data: Any)`

This object represents one row of the high scores table for a game. And that's about all we've got for now.

If you've got any questions, please check out our https://core.telegram.org/bots/faq **Bot FAQ »**

Source: https://core.telegram.org/bots/api#gamehighscore

`position: int`

Position in high score table for the game

`user: User`

User

`model_computed_fields: ClassVar[dict[str, ComputedFieldInfo]] = {}`

A dictionary of computed field names and their corresponding *ComputedFieldInfo* objects.

`score: int`

Score

### 2.3.4 Methods

Here is list of all available API methods:

#### Stickers

#### addStickerToSet

Returns: `bool`

`class aiogram.methods.add_sticker_to_set.AddStickerToSet(*, user_id: int, name: str, sticker: InputSticker, **extra_data: Any)`

Use this method to add a new sticker to a set created by the bot. The format of the added sticker must match the format of the other stickers in the set. Emoji sticker sets can have up to 200 stickers. Animated and video sticker sets can have up to 50 stickers. Static sticker sets can have up to 120 stickers. Returns `True` on success.

Source: https://core.telegram.org/bots/api#addstickertoset

`user_id: int`

User identifier of sticker set owner

`name: str`

Sticker set name

`model_computed_fields: ClassVar[dict[str, ComputedFieldInfo]] = {}`

A dictionary of computed field names and their corresponding *ComputedFieldInfo* objects.

`sticker: InputSticker`

A JSON-serialized object with information about the added sticker. If exactly the same sticker had already been added to the set, then the set isn't changed.

### Usage

#### As bot method

```
result: bool = await bot.add_sticker_to_set(...)
```

#### Method as object

Imports:

- `from aiogram.methods.add_sticker_to_set import AddStickerToSet`
- alias: `from aiogram.methods import AddStickerToSet`

#### With specific bot

```
result: bool = await bot(AddStickerToSet(...))
```

#### As reply into Webhook in handler

```
return AddStickerToSet(...)
```

### createNewStickerSet

Returns: `bool`

`class aiogram.methods.create_new_sticker_set.CreateNewStickerSet(`**, user_id: int, name: str, title: str, stickers: List[InputSticker], sticker_format: str, sticker_type: str | None = None, needs_repainting: bool | None = None, **extra_data: Any*`)`

Use this method to create a new sticker set owned by a user. The bot will be able to edit the sticker set thus created. Returns `True` on success.

Source: https://core.telegram.org/bots/api#createnewstickerset

`user_id: int`

User identifier of created sticker set owner

`name: str`

Short name of sticker set, to be used in `t.me/addstickers/` URLs (e.g., *animals*). Can contain only English letters, digits and underscores. Must begin with a letter, can't contain consecutive underscores and must end in `"_by_<bot_username>"`. `<bot_username>` is case insensitive. 1-64 characters.

`title: str`
Sticker set title, 1-64 characters

`stickers: List[InputSticker]`
A JSON-serialized list of 1-50 initial stickers to be added to the sticker set

`model_computed_fields: ClassVar[dict[str, ComputedFieldInfo]] = {}`
A dictionary of computed field names and their corresponding *ComputedFieldInfo* objects.

`sticker_format: str`
Format of stickers in the set, must be one of „static“, „animated“, „video“

`sticker_type: str | None`
Type of stickers in the set, pass „regular“, „mask“, or „custom_emoji“. By default, a regular sticker set is created.

`needs_repainting: bool | None`
Pass `True` if stickers in the sticker set must be repainted to the color of text when used in messages, the accent color if used as emoji status, white on chat photos, or another appropriate color based on context; for custom emoji sticker sets only

### Usage

#### As bot method

```
result: bool = await bot.create_new_sticker_set(...)
```

#### Method as object

Imports:

- `from aiogram.methods.create_new_sticker_set import CreateNewStickerSet`
- alias: `from aiogram.methods import CreateNewStickerSet`

#### With specific bot

```
result: bool = await bot(CreateNewStickerSet(...))
```

#### As reply into Webhook in handler

```
return CreateNewStickerSet(...)
```

### deleteStickerFromSet

Returns: `bool`

`class aiogram.methods.delete_sticker_from_set.DeleteStickerFromSet(*, sticker: str, **extra_data: Any)`

Use this method to delete a sticker from a set created by the bot. Returns `True` on success.

Source: https://core.telegram.org/bots/api#deletestickerfromset

`sticker: str`

File identifier of the sticker

`model_computed_fields: ClassVar[dict[str, ComputedFieldInfo]] = {}`

A dictionary of computed field names and their corresponding *ComputedFieldInfo* objects.

### Usage

#### As bot method

```
result: bool = await bot.delete_sticker_from_set(...)
```

#### Method as object

Imports:

- `from aiogram.methods.delete_sticker_from_set import DeleteStickerFromSet`
- alias: `from aiogram.methods import DeleteStickerFromSet`

#### With specific bot

```
result: bool = await bot(DeleteStickerFromSet(...))
```

#### As reply into Webhook in handler

```
return DeleteStickerFromSet(...)
```

#### As shortcut from received object

- *aiogram.types.sticker.Sticker.delete_from_set()*

### deleteStickerSet

Returns: `bool`

`class aiogram.methods.delete_sticker_set.DeleteStickerSet(*, name: str, **extra_data: Any)`

Use this method to delete a sticker set that was created by the bot. Returns `True` on success.

Source: https://core.telegram.org/bots/api#deletestickerset

`name: str`

Sticker set name

`model_computed_fields: ClassVar[dict[str, ComputedFieldInfo]] = {}`

A dictionary of computed field names and their corresponding *ComputedFieldInfo* objects.

### Usage

#### As bot method

```
result: bool = await bot.delete_sticker_set(...)
```

#### Method as object

Imports:

- `from aiogram.methods.delete_sticker_set import DeleteStickerSet`
- alias: `from aiogram.methods import DeleteStickerSet`

#### With specific bot

```
result: bool = await bot(DeleteStickerSet(...))
```

#### As reply into Webhook in handler

```
return DeleteStickerSet(...)
```

### getCustomEmojiStickers

Returns: `List[Sticker]`

`class aiogram.methods.get_custom_emoji_stickers.GetCustomEmojiStickers(*, custom_emoji_ids: List[str], **extra_data: Any)`

Use this method to get information about custom emoji stickers by their identifiers. Returns an Array of *`aiogram.types.sticker.Sticker`* objects.

Source: https://core.telegram.org/bots/api#getcustomemojistickers

`custom_emoji_ids: List[str]`
List of custom emoji identifiers. At most 200 custom emoji identifiers can be specified.

`model_computed_fields: ClassVar[dict[str, ComputedFieldInfo]] = {}`
A dictionary of computed field names and their corresponding *ComputedFieldInfo* objects.

### Usage

#### As bot method

```
result: List[Sticker] = await bot.get_custom_emoji_stickers(...)
```

#### Method as object

Imports:

- `from aiogram.methods.get_custom_emoji_stickers import GetCustomEmojiStickers`
- alias: `from aiogram.methods import GetCustomEmojiStickers`

#### With specific bot

```
result: List[Sticker] = await bot(GetCustomEmojiStickers(...))
```

### getStickerSet

Returns: `StickerSet`

`class aiogram.methods.get_sticker_set.GetStickerSet(*, name: str, **extra_data: Any)`

Use this method to get a sticker set. On success, a *aiogram.types.sticker_set.StickerSet* object is returned.

Source: https://core.telegram.org/bots/api#getstickerset

`name: str`
Name of the sticker set

`model_computed_fields: ClassVar[dict[str, ComputedFieldInfo]] = {}`
A dictionary of computed field names and their corresponding *ComputedFieldInfo* objects.

### Usage

#### As bot method

```
result: StickerSet = await bot.get_sticker_set(...)
```

### Method as object

Imports:

- `from aiogram.methods.get_sticker_set import GetStickerSet`
- alias: `from aiogram.methods import GetStickerSet`

### With specific bot

```
result: StickerSet = await bot(GetStickerSet(...))
```

### sendSticker

Returns: `Message`

`class aiogram.methods.send_sticker.SendSticker(*, chat_id: int | str, sticker: ~aiogram.types.input_file.InputFile | str, message_thread_id: int | None = None, emoji: str | None = None, disable_notification: bool | None = None, protect_content: bool | ~aiogram.client.default.Default | None = <Default('protect_content')>, reply_parameters: ~aiogram.types.reply_parameters.ReplyParameters | None = None, reply_markup: ~aiogram.types.inline_keyboard_markup.InlineKeyboardMarkup | ~aiogram.types.reply_keyboard_markup.ReplyKeyboardMarkup | ~aiogram.types.reply_keyboard_remove.ReplyKeyboardRemove | ~aiogram.types.force_reply.ForceReply | None = None, allow_sending_without_reply: bool | None = None, reply_to_message_id: int | None = None, **extra_data: ~typing.Any)`

Use this method to send static .WEBP, animated .TGS, or video .WEBM stickers. On success, the sent *`aiogram.types.message.Message`* is returned.

Source: https://core.telegram.org/bots/api#sendsticker

`chat_id: int | str`

Unique identifier for the target chat or username of the target channel (in the format `@channelusername`)

`sticker: InputFile | str`

Sticker to send. Pass a file_id as String to send a file that exists on the Telegram servers (recommended), pass an HTTP URL as a String for Telegram to get a .WEBP sticker from the Internet, or upload a new .WEBP or .TGS sticker using multipart/form-data. *More information on Sending Files »*. Video stickers can only be sent by a file_id. Animated stickers can't be sent via an HTTP URL.

`message_thread_id: int | None`

Unique identifier for the target message thread (topic) of the forum; for forum supergroups only

`emoji: str | None`

Emoji associated with the sticker; only for just uploaded stickers

`disable_notification: bool | None`

Sends the message silently. Users will receive a notification with no sound.

`model_computed_fields: ClassVar[dict[str, ComputedFieldInfo]] = {}`

A dictionary of computed field names and their corresponding *ComputedFieldInfo* objects.

`protect_content: bool | Default | None`

Protects the contents of the sent message from forwarding and saving

`reply_parameters: ReplyParameters | None`

Description of the message to reply to

`reply_markup: InlineKeyboardMarkup | ReplyKeyboardMarkup | ReplyKeyboardRemove | ForceReply | None`

Additional interface options. A JSON-serialized object for an inline keyboard, custom reply keyboard, instructions to remove reply keyboard or to force a reply from the user.

`allow_sending_without_reply: bool | None`

Pass `True` if the message should be sent even if the specified replied-to message is not found

Застаріло починаючи з версії API:7.0: https://core.telegram.org/bots/api-changelog#december-29-2023

`reply_to_message_id: int | None`

If the message is a reply, ID of the original message

Застаріло починаючи з версії API:7.0: https://core.telegram.org/bots/api-changelog#december-29-2023

### Usage

#### As bot method

```
result: Message = await bot.send_sticker(...)
```

#### Method as object

Imports:

- `from aiogram.methods.send_sticker import SendSticker`
- alias: `from aiogram.methods import SendSticker`

#### With specific bot

```
result: Message = await bot(SendSticker(...))
```

#### As reply into Webhook in handler

```
return SendSticker(...)
```

#### As shortcut from received object

- *aiogram.types.message.Message.answer_sticker()*
- *aiogram.types.message.Message.reply_sticker()*
- *aiogram.types.chat_join_request.ChatJoinRequest.answer_sticker()*
- *aiogram.types.chat_join_request.ChatJoinRequest.answer_sticker_pm()*
- *aiogram.types.chat_member_updated.ChatMemberUpdated.answer_sticker()*

### setCustomEmojiStickerSetThumbnail

Returns: `bool`

`class aiogram.methods.set_custom_emoji_sticker_set_thumbnail.SetCustomEmojiStickerSetThumbnail(*, name: str, custom_e str | None = None, **extra_a Any)`

Use this method to set the thumbnail of a custom emoji sticker set. Returns `True` on success.

Source: https://core.telegram.org/bots/api#setcustomemojistickersetthumbnail

`name: str`

Sticker set name

`model_computed_fields: ClassVar[dict[str, ComputedFieldInfo]] = {}`

A dictionary of computed field names and their corresponding *ComputedFieldInfo* objects.

`custom_emoji_id: str | None`

Custom emoji identifier of a sticker from the sticker set; pass an empty string to drop the thumbnail and use the first sticker as the thumbnail.

#### Usage

#### As bot method

```
result: bool = await bot.set_custom_emoji_sticker_set_thumbnail(...)
```

#### Method as object

Imports:

- `from aiogram.methods.set_custom_emoji_sticker_set_thumbnail import SetCustomEmojiStickerSetThumbnail`
- alias: `from aiogram.methods import SetCustomEmojiStickerSetThumbnail`

#### With specific bot

```
result: bool = await bot(SetCustomEmojiStickerSetThumbnail(...))
```

#### As reply into Webhook in handler

```
return SetCustomEmojiStickerSetThumbnail(...)
```

### setStickerEmojiList

Returns: `bool`

`class aiogram.methods.set_sticker_emoji_list.SetStickerEmojiList(*, sticker: str, emoji_list: List[str], **extra_data: Any)`

Use this method to change the list of emoji assigned to a regular or custom emoji sticker. The sticker must belong to a sticker set created by the bot. Returns `True` on success.

Source: https://core.telegram.org/bots/api#setstickeremojilist

`sticker: str`

File identifier of the sticker

`model_computed_fields: ClassVar[dict[str, ComputedFieldInfo]] = {}`

A dictionary of computed field names and their corresponding *ComputedFieldInfo* objects.

`emoji_list: List[str]`

A JSON-serialized list of 1-20 emoji associated with the sticker

### Usage

#### As bot method

```
result: bool = await bot.set_sticker_emoji_list(...)
```

#### Method as object

Imports:

- `from aiogram.methods.set_sticker_emoji_list import SetStickerEmojiList`
- alias: `from aiogram.methods import SetStickerEmojiList`

#### With specific bot

```
result: bool = await bot(SetStickerEmojiList(...))
```

#### As reply into Webhook in handler

```
return SetStickerEmojiList(...)
```

### setStickerKeywords

Returns: `bool`

`class aiogram.methods.set_sticker_keywords.SetStickerKeywords(*, sticker: str, keywords: List[str] | None = None, **extra_data: Any)`

Use this method to change search keywords assigned to a regular or custom emoji sticker. The sticker must belong to a sticker set created by the bot. Returns `True` on success.

Source: https://core.telegram.org/bots/api#setstickerkeywords

`sticker: str`

File identifier of the sticker

`model_computed_fields: ClassVar[dict[str, ComputedFieldInfo]] = {}`

A dictionary of computed field names and their corresponding *ComputedFieldInfo* objects.

`keywords: List[str] | None`

A JSON-serialized list of 0-20 search keywords for the sticker with total length of up to 64 characters

#### Usage

#### As bot method

```
result: bool = await bot.set_sticker_keywords(...)
```

#### Method as object

Imports:

- `from aiogram.methods.set_sticker_keywords import SetStickerKeywords`
- alias: `from aiogram.methods import SetStickerKeywords`

#### With specific bot

```
result: bool = await bot(SetStickerKeywords(...))
```

#### As reply into Webhook in handler

```
return SetStickerKeywords(...)
```

### setStickerMaskPosition

Returns: `bool`

`class aiogram.methods.set_sticker_mask_position.SetStickerMaskPosition(`*, *sticker: str*, *mask_position:* MaskPosition | *None* = *None*, ***extra_data: Any*`)`

Use this method to change the mask position of a mask sticker. The sticker must belong to a sticker set that was created by the bot. Returns `True` on success.

Source: https://core.telegram.org/bots/api#setstickermaskposition

`sticker: str`

File identifier of the sticker

`model_computed_fields: ClassVar[dict[str, ComputedFieldInfo]] = {}`

A dictionary of computed field names and their corresponding *ComputedFieldInfo* objects.

`mask_position: MaskPosition | None`

A JSON-serialized object with the position where the mask should be placed on faces. Omit the parameter to remove the mask position.

### Usage

#### As bot method

```
result: bool = await bot.set_sticker_mask_position(...)
```

#### Method as object

Imports:

- `from aiogram.methods.set_sticker_mask_position import SetStickerMaskPosition`
- alias: `from aiogram.methods import SetStickerMaskPosition`

#### With specific bot

```
result: bool = await bot(SetStickerMaskPosition(...))
```

#### As reply into Webhook in handler

```
return SetStickerMaskPosition(...)
```

### setStickerPositionInSet

Returns: `bool`

`class aiogram.methods.set_sticker_position_in_set.SetStickerPositionInSet(*, sticker: str, position: int, **extra_data: Any)`

Use this method to move a sticker in a set created by the bot to a specific position. Returns `True` on success.

Source: https://core.telegram.org/bots/api#setstickerpositioninset

`sticker: str`

File identifier of the sticker

`model_computed_fields: ClassVar[dict[str, ComputedFieldInfo]] = {}`

A dictionary of computed field names and their corresponding *ComputedFieldInfo* objects.

`position: int`

New sticker position in the set, zero-based

#### Usage

#### As bot method

```
result: bool = await bot.set_sticker_position_in_set(...)
```

#### Method as object

Imports:

- `from aiogram.methods.set_sticker_position_in_set import SetStickerPositionInSet`
- alias: `from aiogram.methods import SetStickerPositionInSet`

#### With specific bot

```
result: bool = await bot(SetStickerPositionInSet(...))
```

#### As reply into Webhook in handler

```
return SetStickerPositionInSet(...)
```

#### As shortcut from received object

- *aiogram.types.sticker.Sticker.set_position_in_set()*

### setStickerSetThumbnail

Returns: `bool`

`class aiogram.methods.set_sticker_set_thumbnail.SetStickerSetThumbnail(*, name: str, user_id: int, thumbnail: InputFile | str | None = None, **extra_data: Any)`

Use this method to set the thumbnail of a regular or mask sticker set. The format of the thumbnail file must match the format of the stickers in the set. Returns `True` on success.

Source: https://core.telegram.org/bots/api#setstickersetthumbnail

`name: str`

Sticker set name

`user_id: int`

User identifier of the sticker set owner

`model_computed_fields: ClassVar[dict[str, ComputedFieldInfo]] = {}`

A dictionary of computed field names and their corresponding *ComputedFieldInfo* objects.

`thumbnail: InputFile | str | None`

A **.WEBP** or **.PNG** image with the thumbnail, must be up to 128 kilobytes in size and have a width and height of exactly 100px, or a **.TGS** animation with a thumbnail up to 32 kilobytes in size (see https://core.telegram.org/stickers#animated-sticker-requirements <https://core.telegram.org/stickers#animated-sticker-requirements>`_`https://core.telegram.org/stickers#animated-sticker-requirements for animated sticker technical requirements), or a **WEBM** video with the thumbnail up to 32 kilobytes in size; see https://core.telegram.org/stickers#video-sticker-requirements <https://core.telegram.org/stickers#video-sticker-requirements>`_`https://core.telegram.org/stickers#video-sticker-requirements for video sticker technical requirements. Pass a *file_id* as a String to send a file that already exists on the Telegram servers, pass an HTTP URL as a String for Telegram to get a file from the Internet, or upload a new one using multipart/form-data. *More information on Sending Files »*. Animated and video sticker set thumbnails can't be uploaded via HTTP URL. If omitted, then the thumbnail is dropped and the first sticker is used as the thumbnail.

### Usage

#### As bot method

```
result: bool = await bot.set_sticker_set_thumbnail(...)
```

#### Method as object

Imports:

- `from aiogram.methods.set_sticker_set_thumbnail import SetStickerSetThumbnail`
- alias: `from aiogram.methods import SetStickerSetThumbnail`

#### With specific bot

```
result: bool = await bot(SetStickerSetThumbnail(...))
```

#### As reply into Webhook in handler

```
return SetStickerSetThumbnail(...)
```

### setStickerSetTitle

Returns: `bool`

`class aiogram.methods.set_sticker_set_title.SetStickerSetTitle(*, name: str, title: str, **extra_data: Any)`

Use this method to set the title of a created sticker set. Returns `True` on success.

Source: https://core.telegram.org/bots/api#setstickersettitle

`name: str`

Sticker set name

`model_computed_fields: ClassVar[dict[str, ComputedFieldInfo]] = {}`

A dictionary of computed field names and their corresponding *ComputedFieldInfo* objects.

`title: str`

Sticker set title, 1-64 characters

### Usage

#### As bot method

```
result: bool = await bot.set_sticker_set_title(...)
```

#### Method as object

Imports:

- `from aiogram.methods.set_sticker_set_title import SetStickerSetTitle`
- alias: `from aiogram.methods import SetStickerSetTitle`

#### With specific bot

```
result: bool = await bot(SetStickerSetTitle(...))
```

#### As reply into Webhook in handler

```
return SetStickerSetTitle(...)
```

### uploadStickerFile

Returns: `File`

`class aiogram.methods.upload_sticker_file.UploadStickerFile(*, user_id: int, sticker: InputFile, sticker_format: str, **extra_data: Any)`

Use this method to upload a file with a sticker for later use in the *aiogram.methods.create_new_sticker_set.CreateNewStickerSet* and *aiogram.methods.add_sticker_to_set.AddStickerToSet* methods (the file can be used multiple times). Returns the uploaded *aiogram.types.file.File* on success.

Source: https://core.telegram.org/bots/api#uploadstickerfile

`user_id: int`

User identifier of sticker file owner

`sticker: InputFile`

A file with the sticker in .WEBP, .PNG, .TGS, or .WEBM format. See https://core.telegram.org/stickers <https://core.telegram.org/stickers>`_`https://core.telegram.org/stickers for technical requirements. *More information on Sending Files »*

`model_computed_fields: ClassVar[dict[str, ComputedFieldInfo]] = {}`

A dictionary of computed field names and their corresponding *ComputedFieldInfo* objects.

`sticker_format: str`

Format of the sticker, must be one of „static“, „animated“, „video“

### Usage

#### As bot method

```
result: File = await bot.upload_sticker_file(...)
```

#### Method as object

Imports:

- `from aiogram.methods.upload_sticker_file import UploadStickerFile`
- alias: `from aiogram.methods import UploadStickerFile`

#### With specific bot

```
result: File = await bot(UploadStickerFile(...))
```

### Available methods

#### answerCallbackQuery

Returns: `bool`

`class aiogram.methods.answer_callback_query.AnswerCallbackQuery(*, callback_query_id: str, text: str | None = None, show_alert: bool | None = None, url: str | None = None, cache_time: int | None = None, **extra_data: Any)`

Use this method to send answers to callback queries sent from inline keyboards. The answer will be displayed to the user as a notification at the top of the chat screen or as an alert. On success, `True` is returned.

> Alternatively, the user can be redirected to the specified Game URL. For this option to work, you must first create a game for your bot via @BotFather and accept the terms. Otherwise, you may use links like `t.me/your_bot?start=XXXX` that open your bot with a parameter.

Source: https://core.telegram.org/bots/api#answercallbackquery

`callback_query_id: str`

Unique identifier for the query to be answered

`text: str | None`

Text of the notification. If not specified, nothing will be shown to the user, 0-200 characters

`show_alert: bool | None`

If `True`, an alert will be shown by the client instead of a notification at the top of the chat screen. Defaults to *false*.

`model_computed_fields: ClassVar[dict[str, ComputedFieldInfo]] = {}`

A dictionary of computed field names and their corresponding *ComputedFieldInfo* objects.

`url: str | None`

URL that will be opened by the user's client. If you have created a *aiogram.types.game.Game* and accepted the conditions via @BotFather, specify the URL that opens your game - note that this will only work if the query comes from a https://core.telegram.org/bots/api#inlinekeyboardbutton *callback_game* button.

`cache_time: int | None`

The maximum amount of time in seconds that the result of the callback query may be cached client-side. Telegram apps will support caching starting in version 3.14. Defaults to 0.

### Usage

#### As bot method

```
result: bool = await bot.answer_callback_query(...)
```

#### Method as object

Imports:

- `from aiogram.methods.answer_callback_query import AnswerCallbackQuery`
- alias: `from aiogram.methods import AnswerCallbackQuery`

#### With specific bot

```
result: bool = await bot(AnswerCallbackQuery(...))
```

#### As reply into Webhook in handler

```
return AnswerCallbackQuery(...)
```

### As shortcut from received object

- *aiogram.types.callback_query.CallbackQuery.answer()*

### approveChatJoinRequest

Returns: `bool`

`class aiogram.methods.approve_chat_join_request.ApproveChatJoinRequest(*, chat_id: int | str, user_id: int, **extra_data: Any)`

Use this method to approve a chat join request. The bot must be an administrator in the chat for this to work and must have the *can_invite_users* administrator right. Returns `True` on success.

Source: https://core.telegram.org/bots/api#approvechatjoinrequest

`chat_id: int | str`

Unique identifier for the target chat or username of the target channel (in the format `@channelusername`)

`model_computed_fields: ClassVar[dict[str, ComputedFieldInfo]] = {}`

A dictionary of computed field names and their corresponding *ComputedFieldInfo* objects.

`user_id: int`

Unique identifier of the target user

### Usage

### As bot method

```
result: bool = await bot.approve_chat_join_request(...)
```

### Method as object

Imports:

- `from aiogram.methods.approve_chat_join_request import ApproveChatJoinRequest`
- alias: `from aiogram.methods import ApproveChatJoinRequest`

### With specific bot

```
result: bool = await bot(ApproveChatJoinRequest(...))
```

#### As reply into Webhook in handler

```
return ApproveChatJoinRequest(...)
```

#### As shortcut from received object

- *aiogram.types.chat_join_request.ChatJoinRequest.approve()*

### banChatMember

Returns: `bool`

`class aiogram.methods.ban_chat_member.BanChatMember(`*, *chat_id: int | str*, *user_id: int*, *until_date: datetime | timedelta | int | None = None*, *revoke_messages: bool | None = None*, ***extra_data: Any*`)`

Use this method to ban a user in a group, a supergroup or a channel. In the case of supergroups and channels, the user will not be able to return to the chat on their own using invite links, etc., unless unbanned first. The bot must be an administrator in the chat for this to work and must have the appropriate administrator rights. Returns `True` on success.

Source: https://core.telegram.org/bots/api#banchatmember

`chat_id: int | str`

Unique identifier for the target group or username of the target supergroup or channel (in the format `@channelusername`)

`user_id: int`

Unique identifier of the target user

`model_computed_fields: ClassVar[dict[str, ComputedFieldInfo]] = {}`

A dictionary of computed field names and their corresponding *ComputedFieldInfo* objects.

`until_date: datetime.datetime | datetime.timedelta | int | None`

Date when the user will be unbanned; Unix time. If user is banned for more than 366 days or less than 30 seconds from the current time they are considered to be banned forever. Applied for supergroups and channels only.

`revoke_messages: bool | None`

Pass `True` to delete all messages from the chat for the user that is being removed. If `False`, the user will be able to see messages in the group that were sent before the user was removed. Always `True` for supergroups and channels.

### Usage

#### As bot method

```
result: bool = await bot.ban_chat_member(...)
```

#### Method as object

Imports:

- `from aiogram.methods.ban_chat_member import BanChatMember`
- alias: `from aiogram.methods import BanChatMember`

#### With specific bot

```
result: bool = await bot(BanChatMember(...))
```

#### As reply into Webhook in handler

```
return BanChatMember(...)
```

#### As shortcut from received object

- *aiogram.types.chat.Chat.ban()*

### banChatSenderChat

Returns: `bool`

`class aiogram.methods.ban_chat_sender_chat.BanChatSenderChat(*, chat_id: int | str, sender_chat_id: int, **extra_data: Any)`

Use this method to ban a channel chat in a supergroup or a channel. Until the chat is unbanned, the owner of the banned chat won't be able to send messages on behalf of **any of their channels**. The bot must be an administrator in the supergroup or channel for this to work and must have the appropriate administrator rights. Returns `True` on success.

Source: https://core.telegram.org/bots/api#banchatsenderchat

`chat_id: int | str`

Unique identifier for the target chat or username of the target channel (in the format `@channelusername`)

`model_computed_fields: ClassVar[dict[str, ComputedFieldInfo]] = {}`

A dictionary of computed field names and their corresponding *ComputedFieldInfo* objects.

`sender_chat_id: int`

Unique identifier of the target sender chat

### Usage

#### As bot method

```
result: bool = await bot.ban_chat_sender_chat(...)
```

#### Method as object

Imports:

- `from aiogram.methods.ban_chat_sender_chat import BanChatSenderChat`
- alias: `from aiogram.methods import BanChatSenderChat`

#### With specific bot

```
result: bool = await bot(BanChatSenderChat(...))
```

#### As reply into Webhook in handler

```
return BanChatSenderChat(...)
```

#### As shortcut from received object

- *aiogram.types.chat.Chat.ban_sender_chat()*

### close

Returns: `bool`

`class aiogram.methods.close.Close(`***extra_ data: Any*`)`

Use this method to close the bot instance before moving it from one local server to another. You need to delete the webhook before calling this method to ensure that the bot isn't launched again after server restart. The method will return error 429 in the first 10 minutes after the bot is launched. Returns `True` on success. Requires no parameters.

Source: https://core.telegram.org/bots/api#close

`model_computed_fields: ClassVar[dict[str, ComputedFieldInfo]] = {}`

A dictionary of computed field names and their corresponding *ComputedFieldInfo* objects.

### Usage

#### As bot method

```
result: bool = await bot.close(...)
```

#### Method as object

Imports:

- `from aiogram.methods.close import Close`
- alias: `from aiogram.methods import Close`

#### With specific bot

```
result: bool = await bot(Close(...))
```

#### As reply into Webhook in handler

```
return Close(...)
```

### closeForumTopic

Returns: `bool`

`class aiogram.methods.close_forum_topic.CloseForumTopic(*, chat_id: int | str, message_thread_id: int, **extra_data: Any)`

Use this method to close an open topic in a forum supergroup chat. The bot must be an administrator in the chat for this to work and must have the *can_manage_topics* administrator rights, unless it is the creator of the topic. Returns `True` on success.

Source: https://core.telegram.org/bots/api#closeforumtopic

`chat_id: int | str`

Unique identifier for the target chat or username of the target supergroup (in the format `@supergroupusername`)

`model_computed_fields: ClassVar[dict[str, ComputedFieldInfo]] = {}`

A dictionary of computed field names and their corresponding *ComputedFieldInfo* objects.

`message_thread_id: int`

Unique identifier for the target message thread of the forum topic

### Usage

#### As bot method

```
result: bool = await bot.close_forum_topic(...)
```

#### Method as object

Imports:

- `from aiogram.methods.close_forum_topic import CloseForumTopic`
- alias: `from aiogram.methods import CloseForumTopic`

#### With specific bot

```
result: bool = await bot(CloseForumTopic(...))
```

#### As reply into Webhook in handler

```
return CloseForumTopic(...)
```

### closeGeneralForumTopic

Returns: `bool`

`class aiogram.methods.close_general_forum_topic.CloseGeneralForumTopic(*, chat_id: int | str, **extra_data: Any)`

Use this method to close an open „General“ topic in a forum supergroup chat. The bot must be an administrator in the chat for this to work and must have the *can_manage_topics* administrator rights. Returns `True` on success.

Source: https://core.telegram.org/bots/api#closegeneralforumtopic

`chat_id: int | str`

Unique identifier for the target chat or username of the target supergroup (in the format `@supergroupusername`)

`model_computed_fields: ClassVar[dict[str, ComputedFieldInfo]] = {}`

A dictionary of computed field names and their corresponding *ComputedFieldInfo* objects.

### Usage

#### As bot method

```
result: bool = await bot.close_general_forum_topic(...)
```

#### Method as object

Imports:

- `from aiogram.methods.close_general_forum_topic import CloseGeneralForumTopic`
- alias: `from aiogram.methods import CloseGeneralForumTopic`

#### With specific bot

```
result: bool = await bot(CloseGeneralForumTopic(...))
```

#### As reply into Webhook in handler

```
return CloseGeneralForumTopic(...)
```

### copyMessage

Returns: `MessageId`

`class aiogram.methods.copy_message.CopyMessage(`*, chat_id: int | str, from_chat_id: int | str, message_id: int, message_thread_id: int | None = None, caption: str | None = None, parse_mode: str | ~aiogram.client.default.Default | None = <Default('parse_mode')>, caption_entities: ~typing.List[~aiogram.types.message_entity.MessageEntity] | None = None, disable_notification: bool | None = None, protect_content: bool | ~aiogram.client.default.Default | None = <Default('protect_content')>, reply_parameters: ~aiogram.types.reply_parameters.ReplyParameters | None = None, reply_markup: ~aiogram.types.inline_keyboard_markup.InlineKeyboardMarkup | ~aiogram.types.reply_keyboard_markup.ReplyKeyboardMarkup | ~aiogram.types.reply_keyboard_remove.ReplyKeyboardRemove | ~aiogram.types.force_reply.ForceReply | None = None, allow_sending_without_reply: bool | None = None, reply_to_message_id: int | None = None, **extra_data: ~typing.Any)*

Use this method to copy messages of any kind. Service messages, giveaway messages, giveaway winners messages, and invoice messages can't be copied. A quiz `aiogram.methods.poll.Poll` can be copied only if the value of the field *correct_option_id* is known to the bot. The method is analogous to the method *aiogram.methods.forward_message.ForwardMessage*, but the copied message doesn't have a link to the original message. Returns the *aiogram.types.message_id.MessageId* of the sent message on success.

Source: https://core.telegram.org/bots/api#copymessage

`chat_id: int | str`

Unique identifier for the target chat or username of the target channel (in the format `@channelusername`)

`from_chat_id: int | str`

Unique identifier for the chat where the original message was sent (or channel username in the format `@channelusername`)

`message_id: int`

Message identifier in the chat specified in *from_chat_id*

`message_thread_id: int | None`

Unique identifier for the target message thread (topic) of the forum; for forum supergroups only

`caption: str | None`

New caption for media, 0-1024 characters after entities parsing. If not specified, the original caption is kept

`parse_mode: str | Default | None`

Mode for parsing entities in the new caption. See formatting options for more details.

`caption_entities: List[MessageEntity] | None`

A JSON-serialized list of special entities that appear in the new caption, which can be specified instead of *parse_mode*

`model_computed_fields: ClassVar[dict[str, ComputedFieldInfo]] = {}`

A dictionary of computed field names and their corresponding *ComputedFieldInfo* objects.

`disable_notification: bool | None`

Sends the message silently. Users will receive a notification with no sound.

`protect_content: bool | Default | None`

Protects the contents of the sent message from forwarding and saving

`reply_parameters: ReplyParameters | None`

Description of the message to reply to

`reply_markup: InlineKeyboardMarkup | ReplyKeyboardMarkup | ReplyKeyboardRemove | ForceReply | None`

Additional interface options. A JSON-serialized object for an inline keyboard, custom reply keyboard, instructions to remove reply keyboard or to force a reply from the user.

`allow_sending_without_reply: bool | None`

Pass `True` if the message should be sent even if the specified replied-to message is not found

Застаріло починаючи з версії API:7.0: https://core.telegram.org/bots/api-changelog#december-29-2023

`reply_to_message_id: int | None`

If the message is a reply, ID of the original message

Застаріло починаючи з версії API:7.0: https://core.telegram.org/bots/api-changelog#december-29-2023

### Usage

#### As bot method

```
result: MessageId = await bot.copy_message(...)
```

#### Method as object

Imports:

- `from aiogram.methods.copy_message import CopyMessage`
- alias: `from aiogram.methods import CopyMessage`

#### With specific bot

```
result: MessageId = await bot(CopyMessage(...))
```

#### As reply into Webhook in handler

```
return CopyMessage(...)
```

#### As shortcut from received object

- *aiogram.types.message.Message.copy_to()*

### copyMessages

Returns: `List[MessageId]`

`class aiogram.methods.copy_messages.CopyMessages(`**, chat_id: int | str, from_chat_id: int | str, message_ids: List[int], message_thread_id: int | None = None, disable_notification: bool | None = None, protect_content: bool | None = None, remove_caption: bool | None = None, **extra_data: Any*`)`

Use this method to copy messages of any kind. If some of the specified messages can't be found or copied, they are skipped. Service messages, giveaway messages, giveaway winners messages, and invoice messages can't be copied. A quiz `aiogram.methods.poll.Poll` can be copied only if the value of the field *correct_option_id* is known to the bot. The method is analogous to the method *aiogram.methods.forward_messages.ForwardMessages*, but the copied messages don't have a link to the

original message. Album grouping is kept for copied messages. On success, an array of *aiogram.types.message_id.MessageId* of the sent messages is returned.

Source: https://core.telegram.org/bots/api#copymessages

`chat_id: int | str`

Unique identifier for the target chat or username of the target channel (in the format `@channelusername`)

`from_chat_id: int | str`

Unique identifier for the chat where the original messages were sent (or channel username in the format `@channelusername`)

`message_ids: List[int]`

Identifiers of 1-100 messages in the chat *from_chat_id* to copy. The identifiers must be specified in a strictly increasing order.

`message_thread_id: int | None`

Unique identifier for the target message thread (topic) of the forum; for forum supergroups only

`model_computed_fields: ClassVar[dict[str, ComputedFieldInfo]] = {}`

A dictionary of computed field names and their corresponding *ComputedFieldInfo* objects.

`disable_notification: bool | None`

Sends the messages silently. Users will receive a notification with no sound.

`protect_content: bool | None`

Protects the contents of the sent messages from forwarding and saving

`remove_caption: bool | None`

Pass `True` to copy the messages without their captions

### Usage

#### As bot method

```
result: List[MessageId] = await bot.copy_messages(...)
```

#### Method as object

Imports:

- `from aiogram.methods.copy_messages import CopyMessages`
- alias: `from aiogram.methods import CopyMessages`

#### With specific bot

```
result: List[MessageId] = await bot(CopyMessages(...))
```

#### As reply into Webhook in handler

```
return CopyMessages(...)
```

### createChatInviteLink

Returns: `ChatInviteLink`

`class aiogram.methods.create_chat_invite_link.CreateChatInviteLink(*, chat_id: int | str, name: str | None = None, expire_date: datetime | timedelta | int | None = None, member_limit: int | None = None, creates_join_request: bool | None = None, **extra_data: Any)`

Use this method to create an additional invite link for a chat. The bot must be an administrator in the chat for this to work and must have the appropriate administrator rights. The link can be revoked using the method *aiogram.methods.revoke_chat_invite_link.RevokeChatInviteLink*. Returns the new invite link as *aiogram.types.chat_invite_link.ChatInviteLink* object.

Source: https://core.telegram.org/bots/api#createchatinvitelink

`chat_id: int | str`

Unique identifier for the target chat or username of the target channel (in the format `@channelusername`)

`name: str | None`

Invite link name; 0-32 characters

`expire_date: datetime.datetime | datetime.timedelta | int | None`

Point in time (Unix timestamp) when the link will expire

`model_computed_fields: ClassVar[dict[str, ComputedFieldInfo]] = {}`

A dictionary of computed field names and their corresponding *ComputedFieldInfo* objects.

`member_limit: int | None`

The maximum number of users that can be members of the chat simultaneously after joining the chat via this invite link; 1-99999

`creates_join_request: bool | None`

`True`, if users joining the chat via the link need to be approved by chat administrators. If `True`, *member_limit* can't be specified

#### Usage

#### As bot method

```
result: ChatInviteLink = await bot.create_chat_invite_link(...)
```

#### Method as object

Imports:

- `from aiogram.methods.create_chat_invite_link import CreateChatInviteLink`
- alias: `from aiogram.methods import CreateChatInviteLink`

#### With specific bot

```
result: ChatInviteLink = await bot(CreateChatInviteLink(...))
```

#### As reply into Webhook in handler

```
return CreateChatInviteLink(...)
```

#### As shortcut from received object

- *aiogram.types.chat.Chat.create_invite_link()*

### createForumTopic

Returns: `ForumTopic`

`class aiogram.methods.create_forum_topic.CreateForumTopic(`**, chat_id: int | str, name: str, icon_color: int | None = None, icon_custom_emoji_id: str | None = None, **extra_data: Any*`)`

Use this method to create a topic in a forum supergroup chat. The bot must be an administrator in the chat for this to work and must have the *can_manage_topics* administrator rights. Returns information about the created topic as a *aiogram.types.forum_topic.ForumTopic* object.

Source: https://core.telegram.org/bots/api#createforumtopic

`chat_id: int | str`

Unique identifier for the target chat or username of the target supergroup (in the format `@supergroupusername`)

`name: str`

Topic name, 1-128 characters

`model_computed_fields: ClassVar[dict[str, ComputedFieldInfo]] = {}`

A dictionary of computed field names and their corresponding *ComputedFieldInfo* objects.

`icon_color: int | None`

Color of the topic icon in RGB format. Currently, must be one of 7322096 (0x6FB9F0), 16766590 (0xFFD67E), 13338331 (0xCB86DB), 9367192 (0x8EEE98), 16749490 (0xFF93B2), or 16478047 (0xFB6F5F)

`icon_custom_emoji_id: str | None`

Unique identifier of the custom emoji shown as the topic icon. Use *aiogram.methods.get_forum_topic_icon_stickers.GetForumTopicIconStickers* to get all allowed custom emoji identifiers.

### Usage

#### As bot method

```
result: ForumTopic = await bot.create_forum_topic(...)
```

#### Method as object

Imports:

- `from aiogram.methods.create_forum_topic import CreateForumTopic`
- alias: `from aiogram.methods import CreateForumTopic`

#### With specific bot

```
result: ForumTopic = await bot(CreateForumTopic(...))
```

#### As reply into Webhook in handler

```
return CreateForumTopic(...)
```

### declineChatJoinRequest

Returns: `bool`

`class aiogram.methods.decline_chat_join_request.DeclineChatJoinRequest(*, chat_id: int | str, user_id: int, **extra_data: Any)`

Use this method to decline a chat join request. The bot must be an administrator in the chat for this to work and must have the *can_invite_users* administrator right. Returns `True` on success.

Source: https://core.telegram.org/bots/api#declinechatjoinrequest

`chat_id: int | str`
Unique identifier for the target chat or username of the target channel (in the format `@channelusername`)

`model_computed_fields: ClassVar[dict[str, ComputedFieldInfo]] = {}`
A dictionary of computed field names and their corresponding *ComputedFieldInfo* objects.

`user_id: int`
Unique identifier of the target user

### Usage

#### As bot method

```
result: bool = await bot.decline_chat_join_request(...)
```

#### Method as object

Imports:

- `from aiogram.methods.decline_chat_join_request import DeclineChatJoinRequest`
- alias: `from aiogram.methods import DeclineChatJoinRequest`

#### With specific bot

```
result: bool = await bot(DeclineChatJoinRequest(...))
```

#### As reply into Webhook in handler

```
return DeclineChatJoinRequest(...)
```

#### As shortcut from received object

- *`aiogram.types.chat_join_request.ChatJoinRequest.decline()`*

### deleteChatPhoto

Returns: `bool`

`class aiogram.methods.delete_chat_photo.DeleteChatPhoto(*, chat_id: int | str, **extra_data: Any)`

Use this method to delete a chat photo. Photos can't be changed for private chats. The bot must be an administrator in the chat for this to work and must have the appropriate administrator rights. Returns `True` on success.

Source: https://core.telegram.org/bots/api#deletechatphoto

`chat_id: int | str`

Unique identifier for the target chat or username of the target channel (in the format `@channelusername`)

`model_computed_fields: ClassVar[dict[str, ComputedFieldInfo]] = {}`

A dictionary of computed field names and their corresponding *ComputedFieldInfo* objects.

### Usage

#### As bot method

```
result: bool = await bot.delete_chat_photo(...)
```

#### Method as object

Imports:

- `from aiogram.methods.delete_chat_photo import DeleteChatPhoto`
- alias: `from aiogram.methods import DeleteChatPhoto`

#### With specific bot

```
result: bool = await bot(DeleteChatPhoto(...))
```

#### As reply into Webhook in handler

```
return DeleteChatPhoto(...)
```

#### As shortcut from received object

- *aiogram.types.chat.Chat.delete_photo()*

### deleteChatStickerSet

Returns: `bool`

`class aiogram.methods.delete_chat_sticker_set.DeleteChatStickerSet(*, chat_id: int | str, **extra_data: Any)`

Use this method to delete a group sticker set from a supergroup. The bot must be an administrator in the chat for this to work and must have the appropriate administrator rights. Use the field *can_set_sticker_set* optionally returned in *aiogram.methods.get_chat.GetChat* requests to check if the bot can use this method. Returns `True` on success.

Source: https://core.telegram.org/bots/api#deletechatstickerset

`chat_id: int | str`

Unique identifier for the target chat or username of the target supergroup (in the format `@supergroupusername`)

`model_computed_fields: ClassVar[dict[str, ComputedFieldInfo]] = {}`

A dictionary of computed field names and their corresponding *ComputedFieldInfo* objects.

### Usage

#### As bot method

```
result: bool = await bot.delete_chat_sticker_set(...)
```

#### Method as object

Imports:

- `from aiogram.methods.delete_chat_sticker_set import DeleteChatStickerSet`
- alias: `from aiogram.methods import DeleteChatStickerSet`

#### With specific bot

```
result: bool = await bot(DeleteChatStickerSet(...))
```

#### As reply into Webhook in handler

```
return DeleteChatStickerSet(...)
```

#### As shortcut from received object

- *aiogram.types.chat.Chat.delete_sticker_set()*

### deleteForumTopic

Returns: `bool`

`class aiogram.methods.delete_forum_topic.DeleteForumTopic(*, chat_id: int | str, message_thread_id: int, **extra_data: Any)`

Use this method to delete a forum topic along with all its messages in a forum supergroup chat. The bot must be an administrator in the chat for this to work and must have the *can_delete_messages* administrator rights. Returns `True` on success.

Source: https://core.telegram.org/bots/api#deleteforumtopic

`chat_id: int | str`

Unique identifier for the target chat or username of the target supergroup (in the format `@supergroupusername`)

`model_computed_fields: ClassVar[dict[str, ComputedFieldInfo]] = {}`

A dictionary of computed field names and their corresponding *ComputedFieldInfo* objects.

`message_thread_id: int`

Unique identifier for the target message thread of the forum topic

### Usage

#### As bot method

```
result: bool = await bot.delete_forum_topic(...)
```

#### Method as object

Imports:

- `from aiogram.methods.delete_forum_topic import DeleteForumTopic`
- alias: `from aiogram.methods import DeleteForumTopic`

#### With specific bot

```
result: bool = await bot(DeleteForumTopic(...))
```

#### As reply into Webhook in handler

```
return DeleteForumTopic(...)
```

### deleteMyCommands

Returns: `bool`

`class aiogram.methods.delete_my_commands.DeleteMyCommands(*, scope: BotCommandScopeDefault | BotCommandScopeAllPrivateChats | BotCommandScopeAllGroupChats | BotCommandScopeAllChatAdministrators | BotCommandScopeChat | BotCommandScopeChatAdministrators | BotCommandScopeChatMember | None = None, language_code: str | None = None, **extra_data: Any)`

Use this method to delete the list of the bot's commands for the given scope and user language. After deletion, higher level commands will be shown to affected users. Returns `True` on success.

Source: https://core.telegram.org/bots/api#deletemycommands

`scope: BotCommandScopeDefault | BotCommandScopeAllPrivateChats | BotCommandScopeAllGroupChats | BotCommandScopeAllChatAdministrators | BotCommandScopeChat | BotCommandScopeChatAdministrators | BotCommandScopeChatMember | None`

A JSON-serialized object, describing scope of users for which the commands are relevant. Defaults to *aiogram.types.bot_command_scope_default.BotCommandScopeDefault*.

`model_computed_fields: ClassVar[dict[str, ComputedFieldInfo]] = {}`

A dictionary of computed field names and their corresponding *ComputedFieldInfo* objects.

`language_code: str | None`

A two-letter ISO 639-1 language code. If empty, commands will be applied to all users from the given scope, for whose language there are no dedicated commands

### Usage

#### As bot method

```
result: bool = await bot.delete_my_commands(...)
```

#### Method as object

Imports:

- `from aiogram.methods.delete_my_commands import DeleteMyCommands`
- alias: `from aiogram.methods import DeleteMyCommands`

#### With specific bot

```
result: bool = await bot(DeleteMyCommands(...))
```

#### As reply into Webhook in handler

```
return DeleteMyCommands(...)
```

### editChatInviteLink

Returns: `ChatInviteLink`

`class aiogram.methods.edit_chat_invite_link.EditChatInviteLink(*, chat_id: int | str, invite_link: str, name: str | None = None, expire_date: datetime | timedelta | int | None = None, member_limit: int | None = None, creates_join_request: bool | None = None, **extra_data: Any)`

Use this method to edit a non-primary invite link created by the bot. The bot must be an administrator in the chat for this to work and must have the appropriate administrator rights. Returns the edited invite link as a *aiogram.types.chat_invite_link.ChatInviteLink* object.

Source: https://core.telegram.org/bots/api#editchatinvitelink

`chat_id: int | str`

Unique identifier for the target chat or username of the target channel (in the format `@channelusername`)

`invite_link: str`

The invite link to edit

`name: str | None`

Invite link name; 0-32 characters

`model_computed_fields: ClassVar[dict[str, ComputedFieldInfo]] = {}`

A dictionary of computed field names and their corresponding *ComputedFieldInfo* objects.

`expire_date: datetime.datetime | datetime.timedelta | int | None`

Point in time (Unix timestamp) when the link will expire

`member_limit: int | None`

The maximum number of users that can be members of the chat simultaneously after joining the chat via this invite link; 1-99999

`creates_join_request: bool | None`

`True`, if users joining the chat via the link need to be approved by chat administrators. If `True`, *member_limit* can't be specified

### Usage

### As bot method

```
result: ChatInviteLink = await bot.edit_chat_invite_link(...)
```

### Method as object

Imports:

- `from aiogram.methods.edit_chat_invite_link import EditChatInviteLink`
- alias: `from aiogram.methods import EditChatInviteLink`

### With specific bot

```
result: ChatInviteLink = await bot(EditChatInviteLink(...))
```

### As reply into Webhook in handler

```
return EditChatInviteLink(...)
```

### As shortcut from received object

- *aiogram.types.chat.Chat.edit_invite_link()*

### editForumTopic

Returns: `bool`

`class aiogram.methods.edit_forum_topic.EditForumTopic(*, chat_id: int | str, message_thread_id: int, name: str | None = None, icon_custom_emoji_id: str | None = None, **extra_data: Any)`

Use this method to edit name and icon of a topic in a forum supergroup chat. The bot must be an administrator in the chat for this to work and must have *can_manage_topics* administrator rights, unless it is the creator of the topic. Returns `True` on success.

Source: https://core.telegram.org/bots/api#editforumtopic

`chat_id: int | str`

Unique identifier for the target chat or username of the target supergroup (in the format `@supergroupusername`)

`message_thread_id: int`

Unique identifier for the target message thread of the forum topic

`model_computed_fields: ClassVar[dict[str, ComputedFieldInfo]] = {}`

A dictionary of computed field names and their corresponding *ComputedFieldInfo* objects.

`name: str | None`

New topic name, 0-128 characters. If not specified or empty, the current name of the topic will be kept

`icon_custom_emoji_id: str | None`

New unique identifier of the custom emoji shown as the topic icon. Use *aiogram.methods.get_forum_topic_icon_stickers.GetForumTopicIconStickers* to get all allowed custom emoji identifiers. Pass an empty string to remove the icon. If not specified, the current icon will be kept

### Usage

#### As bot method

```
result: bool = await bot.edit_forum_topic(...)
```

#### Method as object

Imports:

- `from aiogram.methods.edit_forum_topic import EditForumTopic`
- alias: `from aiogram.methods import EditForumTopic`

#### With specific bot

```
result: bool = await bot(EditForumTopic(...))
```

#### As reply into Webhook in handler

```
return EditForumTopic(...)
```

### editGeneralForumTopic

Returns: `bool`

`class aiogram.methods.edit_general_forum_topic.EditGeneralForumTopic(*, chat_id: int | str, name: str, **extra_data: Any)`

Use this method to edit the name of the „General“ topic in a forum supergroup chat. The bot must be an administrator in the chat for this to work and must have *can_manage_topics* administrator rights. Returns `True` on success.

Source: https://core.telegram.org/bots/api#editgeneralforumtopic

`chat_id: int | str`

Unique identifier for the target chat or username of the target supergroup (in the format `@supergroupusername`)

`model_computed_fields: ClassVar[dict[str, ComputedFieldInfo]] = {}`

A dictionary of computed field names and their corresponding *ComputedFieldInfo* objects.

`name: str`

New topic name, 1-128 characters

### Usage

#### As bot method

```
result: bool = await bot.edit_general_forum_topic(...)
```

#### Method as object

Imports:

- `from aiogram.methods.edit_general_forum_topic import EditGeneralForumTopic`
- alias: `from aiogram.methods import EditGeneralForumTopic`

#### With specific bot

```
result: bool = await bot(EditGeneralForumTopic(...))
```

#### As reply into Webhook in handler

```
return EditGeneralForumTopic(...)
```

### exportChatInviteLink

Returns: `str`

`class aiogram.methods.export_chat_invite_link.ExportChatInviteLink(*, chat_id: int | str, **extra_data: Any)`

Use this method to generate a new primary invite link for a chat; any previously generated primary link is revoked. The bot must be an administrator in the chat for this to work and must have the appropriate administrator rights. Returns the new invite link as *String* on success.

> Note: Each administrator in a chat generates their own invite links. Bots can't use invite links generated by other administrators. If you want your bot to work with invite links, it will need to generate its own link using *aiogram.methods.export_chat_invite_link.ExportChatInviteLink* or by calling the *aiogram.methods.get_chat.GetChat* method. If your bot needs to generate a new primary invite link replacing its previous one, use *aiogram.methods.export_chat_invite_link.ExportChatInviteLink* again.

Source: https://core.telegram.org/bots/api#exportchatinvitelink

`chat_id: int | str`

Unique identifier for the target chat or username of the target channel (in the format `@channelusername`)

`model_computed_fields: ClassVar[dict[str, ComputedFieldInfo]] = {}`

A dictionary of computed field names and their corresponding *ComputedFieldInfo* objects.

### Usage

#### As bot method

```
result: str = await bot.export_chat_invite_link(...)
```

#### Method as object

Imports:

- `from aiogram.methods.export_chat_invite_link import ExportChatInviteLink`
- alias: `from aiogram.methods import ExportChatInviteLink`

#### With specific bot

```
result: str = await bot(ExportChatInviteLink(...))
```

#### As reply into Webhook in handler

```
return ExportChatInviteLink(...)
```

#### As shortcut from received object

- *aiogram.types.chat.Chat.export_invite_link()*

### forwardMessage

Returns: `Message`

`class aiogram.methods.forward_message.ForwardMessage(`**, chat_id: int | str, from_chat_id: int | str, message_id: int, message_thread_id: int | None = None, disable_notification: bool | None = None, protect_content: bool | ~aiogram.client.default.Default | None = <Default('protect_content')>, **extra_data: ~typing.Any*`)`

Use this method to forward messages of any kind. Service messages and messages with protected content can't be forwarded. On success, the sent *aiogram.types.message.Message* is returned.

Source: https://core.telegram.org/bots/api#forwardmessage

`chat_id: int | str`

Unique identifier for the target chat or username of the target channel (in the format `@channelusername`)

`from_chat_id: int | str`

Unique identifier for the chat where the original message was sent (or channel username in the format `@channelusername`)

`message_id: int`

Message identifier in the chat specified in *from_chat_id*

`model_computed_fields: ClassVar[dict[str, ComputedFieldInfo]] = {}`

A dictionary of computed field names and their corresponding *ComputedFieldInfo* objects.

`message_thread_id: int | None`

Unique identifier for the target message thread (topic) of the forum; for forum supergroups only

`disable_notification: bool | None`

Sends the message silently. Users will receive a notification with no sound.

`protect_content: bool | Default | None`

Protects the contents of the forwarded message from forwarding and saving

### Usage

#### As bot method

```
result: Message = await bot.forward_message(...)
```

#### Method as object

Imports:

- `from aiogram.methods.forward_message import ForwardMessage`
- alias: `from aiogram.methods import ForwardMessage`

#### With specific bot

```
result: Message = await bot(ForwardMessage(...))
```

#### As reply into Webhook in handler

```
return ForwardMessage(...)
```

### As shortcut from received object

- *aiogram.types.message.Message.forward()*

### forwardMessages

Returns: `List[MessageId]`

`class aiogram.methods.forward_messages.ForwardMessages(*, chat_id: int | str, from_chat_id: int | str, message_ids: List[int], message_thread_id: int | None = None, disable_notification: bool | None = None, protect_content: bool | None = None, **extra_data: Any)`

Use this method to forward multiple messages of any kind. If some of the specified messages can't be found or forwarded, they are skipped. Service messages and messages with protected content can't be forwarded. Album grouping is kept for forwarded messages. On success, an array of *aiogram.types.message_id.MessageId* of the sent messages is returned.

Source: https://core.telegram.org/bots/api#forwardmessages

`chat_id: int | str`

Unique identifier for the target chat or username of the target channel (in the format `@channelusername`)

`from_chat_id: int | str`

Unique identifier for the chat where the original messages were sent (or channel username in the format `@channelusername`)

`message_ids: List[int]`

Identifiers of 1-100 messages in the chat *from_chat_id* to forward. The identifiers must be specified in a strictly increasing order.

`model_computed_fields: ClassVar[dict[str, ComputedFieldInfo]] = {}`

A dictionary of computed field names and their corresponding *ComputedFieldInfo* objects.

`message_thread_id: int | None`

Unique identifier for the target message thread (topic) of the forum; for forum supergroups only

`disable_notification: bool | None`

Sends the messages silently. Users will receive a notification with no sound.

`protect_content: bool | None`

Protects the contents of the forwarded messages from forwarding and saving

### Usage

### As bot method

```
result: List[MessageId] = await bot.forward_messages(...)
```

### Method as object

Imports:

- `from aiogram.methods.forward_messages import ForwardMessages`
- alias: `from aiogram.methods import ForwardMessages`

### With specific bot

```
result: List[MessageId] = await bot(ForwardMessages(...))
```

### As reply into Webhook in handler

```
return ForwardMessages(...)
```

## getChat

Returns: `Chat`

`class aiogram.methods.get_chat.GetChat(*, chat_id: int | str, **extra_data: Any)`

Use this method to get up to date information about the chat. Returns a *aiogram.types.chat.Chat* object on success.

Source: https://core.telegram.org/bots/api#getchat

`chat_id: int | str`

Unique identifier for the target chat or username of the target supergroup or channel (in the format `@channelusername`)

`model_computed_fields: ClassVar[dict[str, ComputedFieldInfo]] = {}`

A dictionary of computed field names and their corresponding *ComputedFieldInfo* objects.

### Usage

### As bot method

```
result: Chat = await bot.get_chat(...)
```

### Method as object

Imports:

- `from aiogram.methods.get_chat import GetChat`
- alias: `from aiogram.methods import GetChat`

### With specific bot

```
result: Chat = await bot(GetChat(...))
```

### getChatAdministrators

Returns: `List[Union[ChatMemberOwner, ChatMemberAdministrator, ChatMemberMember, ChatMemberRestricted, ChatMemberLeft, ChatMemberBanned]]`

`class aiogram.methods.get_chat_administrators.GetChatAdministrators(*, chat_id: int | str, **extra_data: Any)`

Use this method to get a list of administrators in a chat, which aren't bots. Returns an Array of *aiogram.types.chat_member.ChatMember* objects.

Source: https://core.telegram.org/bots/api#getchatadministrators

`chat_id: int | str`

Unique identifier for the target chat or username of the target supergroup or channel (in the format `@channelusername`)

`model_computed_fields: ClassVar[dict[str, ComputedFieldInfo]] = {}`

A dictionary of computed field names and their corresponding *ComputedFieldInfo* objects.

### Usage

### As bot method

```
result: List[Union[ChatMemberOwner, ChatMemberAdministrator, ChatMemberMember,␣
↪ChatMemberRestricted, ChatMemberLeft, ChatMemberBanned]] = await bot.get_chat_
↪administrators(...)
```

### Method as object

Imports:

- `from aiogram.methods.get_chat_administrators import GetChatAdministrators`
- alias: `from aiogram.methods import GetChatAdministrators`

### With specific bot

```
result: List[Union[ChatMemberOwner, ChatMemberAdministrator, ChatMemberMember,␣
↪ChatMemberRestricted, ChatMemberLeft, ChatMemberBanned]] = await␣
↪bot(GetChatAdministrators(...))
```

### As shortcut from received object

- *aiogram.types.chat.Chat.get_administrators()*

### getChatMember

Returns: `Union[ChatMemberOwner, ChatMemberAdministrator, ChatMemberMember, ChatMemberRestricted, ChatMemberLeft, ChatMemberBanned]`

`class aiogram.methods.get_chat_member.GetChatMember(*, chat_id: int | str, user_id: int, **extra_data: Any)`

Use this method to get information about a member of a chat. The method is only guaranteed to work for other users if the bot is an administrator in the chat. Returns a *aiogram.types.chat_member.ChatMember* object on success.

Source: https://core.telegram.org/bots/api#getchatmember

`chat_id: int | str`

Unique identifier for the target chat or username of the target supergroup or channel (in the format `@channelusername`)

`model_computed_fields: ClassVar[dict[str, ComputedFieldInfo]] = {}`

A dictionary of computed field names and their corresponding *ComputedFieldInfo* objects.

`user_id: int`

Unique identifier of the target user

### Usage

### As bot method

```
result: Union[ChatMemberOwner, ChatMemberAdministrator, ChatMemberMember,␣
↪ChatMemberRestricted, ChatMemberLeft, ChatMemberBanned] = await bot.get_chat_member(...
↪)
```

### Method as object

Imports:

- `from aiogram.methods.get_chat_member import GetChatMember`
- alias: `from aiogram.methods import GetChatMember`

### With specific bot

```
result: Union[ChatMemberOwner, ChatMemberAdministrator, ChatMemberMember,␣
↪ChatMemberRestricted, ChatMemberLeft, ChatMemberBanned] = await bot(GetChatMember(...))
```

### As shortcut from received object

- *aiogram.types.chat.Chat.get_member()*

## getChatMemberCount

Returns: `int`

`class aiogram.methods.get_chat_member_count.GetChatMemberCount(`*, *chat_id: int | str*, ***extra_data: Any*`)`

Use this method to get the number of members in a chat. Returns *Int* on success.

Source: https://core.telegram.org/bots/api#getchatmembercount

`chat_id: int | str`

Unique identifier for the target chat or username of the target supergroup or channel (in the format `@channelusername`)

`model_computed_fields: ClassVar[dict[str, ComputedFieldInfo]] = {}`

A dictionary of computed field names and their corresponding *ComputedFieldInfo* objects.

### Usage

### As bot method

```
result: int = await bot.get_chat_member_count(...)
```

### Method as object

Imports:

- `from aiogram.methods.get_chat_member_count import GetChatMemberCount`
- alias: `from aiogram.methods import GetChatMemberCount`

#### With specific bot

```
result: int = await bot(GetChatMemberCount(...))
```

#### As shortcut from received object

- *aiogram.types.chat.Chat.get_member_count()*

### getChatMenuButton

Returns: `Union[MenuButtonDefault, MenuButtonWebApp, MenuButtonCommands]`

`class aiogram.methods.get_chat_menu_button.GetChatMenuButton(*, chat_id: int | None = None, **extra_data: Any)`

Use this method to get the current value of the bot's menu button in a private chat, or the default menu button. Returns *aiogram.types.menu_button.MenuButton* on success.

Source: https://core.telegram.org/bots/api#getchatmenubutton

`chat_id: int | None`

Unique identifier for the target private chat. If not specified, default bot's menu button will be returned

`model_computed_fields: ClassVar[dict[str, ComputedFieldInfo]] = {}`

A dictionary of computed field names and their corresponding *ComputedFieldInfo* objects.

#### Usage

#### As bot method

```
result: Union[MenuButtonDefault, MenuButtonWebApp, MenuButtonCommands] = await bot.get_
↪chat_menu_button(...)
```

#### Method as object

Imports:

- `from aiogram.methods.get_chat_menu_button import GetChatMenuButton`
- alias: `from aiogram.methods import GetChatMenuButton`

### With specific bot

```
result: Union[MenuButtonDefault, MenuButtonWebApp, MenuButtonCommands] = await␣
↪bot(GetChatMenuButton(...))
```

### getFile

Returns: `File`

`class aiogram.methods.get_file.GetFile(*, file_id: str, **extra_data: Any)`

Use this method to get basic information about a file and prepare it for downloading. For the moment, bots can download files of up to 20MB in size. On success, a *aiogram.types.file.File* object is returned. The file can then be downloaded via the link `https://api.telegram.org/file/bot<token>/<file_path>`, where `<file_path>` is taken from the response. It is guaranteed that the link will be valid for at least 1 hour. When the link expires, a new one can be requested by calling *aiogram.methods.get_file.GetFile* again. **Note:** This function may not preserve the original file name and MIME type. You should save the file's MIME type and name (if available) when the File object is received.

Source: https://core.telegram.org/bots/api#getfile

`file_id: str`

File identifier to get information about

`model_computed_fields: ClassVar[dict[str, ComputedFieldInfo]] = {}`

A dictionary of computed field names and their corresponding *ComputedFieldInfo* objects.

### Usage

### As bot method

```
result: File = await bot.get_file(...)
```

### Method as object

Imports:

- `from aiogram.methods.get_file import GetFile`
- alias: `from aiogram.methods import GetFile`

#### With specific bot

```
result: File = await bot(GetFile(...))
```

### getForumTopicIconStickers

Returns: `List[Sticker]`

`class aiogram.methods.get_forum_topic_icon_stickers.GetForumTopicIconStickers(**extra_data: Any)`

Use this method to get custom emoji stickers, which can be used as a forum topic icon by any user. Requires no parameters. Returns an Array of *aiogram.types.sticker.Sticker* objects.

Source: https://core.telegram.org/bots/api#getforumtopiciconstickers

`model_computed_fields: ClassVar[dict[str, ComputedFieldInfo]] = {}`

A dictionary of computed field names and their corresponding *ComputedFieldInfo* objects.

#### Usage

#### As bot method

```
result: List[Sticker] = await bot.get_forum_topic_icon_stickers(...)
```

#### Method as object

Imports:

- `from aiogram.methods.get_forum_topic_icon_stickers import GetForumTopicIconStickers`
- alias: `from aiogram.methods import GetForumTopicIconStickers`

#### With specific bot

```
result: List[Sticker] = await bot(GetForumTopicIconStickers(...))
```

### getMe

Returns: `User`

`class aiogram.methods.get_me.GetMe(**extra_data: Any)`

A simple method for testing your bot's authentication token. Requires no parameters. Returns basic information about the bot in form of a *aiogram.types.user.User* object.

Source: https://core.telegram.org/bots/api#getme

`model_computed_fields: ClassVar[dict[str, ComputedFieldInfo]] = {}`

A dictionary of computed field names and their corresponding *ComputedFieldInfo* objects.

### Usage

#### As bot method

```
result: User = await bot.get_me(...)
```

#### Method as object

Imports:

- `from aiogram.methods.get_me import GetMe`
- alias: `from aiogram.methods import GetMe`

#### With specific bot

```
result: User = await bot(GetMe(...))
```

### getMyCommands

Returns: `List[BotCommand]`

`class aiogram.methods.get_my_commands.GetMyCommands(*, scope: BotCommandScopeDefault | BotCommandScopeAllPrivateChats | BotCommandScopeAllGroupChats | BotCommandScopeAllChatAdministrators | BotCommandScopeChat | BotCommandScopeChatAdministrators | BotCommandScopeChatMember | None = None, language_code: str | None = None, **extra_data: Any)`

Use this method to get the current list of the bot's commands for the given scope and user language. Returns an Array of *aiogram.types.bot_command.BotCommand* objects. If commands aren't set, an empty list is returned.

Source: https://core.telegram.org/bots/api#getmycommands

`scope: BotCommandScopeDefault | BotCommandScopeAllPrivateChats | BotCommandScopeAllGroupChats | BotCommandScopeAllChatAdministrators | BotCommandScopeChat | BotCommandScopeChatAdministrators | BotCommandScopeChatMember | None`

A JSON-serialized object, describing scope of users. Defaults to *aiogram.types.bot_command_scope_default.BotCommandScopeDefault*.

`model_computed_fields: ClassVar[dict[str, ComputedFieldInfo]] = {}`

A dictionary of computed field names and their corresponding *ComputedFieldInfo* objects.

`language_code: str | None`

A two-letter ISO 639-1 language code or an empty string

### Usage

#### As bot method

```
result: List[BotCommand] = await bot.get_my_commands(...)
```

#### Method as object

Imports:

- `from aiogram.methods.get_my_commands import GetMyCommands`
- alias: `from aiogram.methods import GetMyCommands`

#### With specific bot

```
result: List[BotCommand] = await bot(GetMyCommands(...))
```

### getMyDefaultAdministratorRights

Returns: `ChatAdministratorRights`

`class aiogram.methods.get_my_default_administrator_rights.GetMyDefaultAdministratorRights(*, for_channels: bool | None = None, **extra_data: Any)`

Use this method to get the current default administrator rights of the bot. Returns *aiogram.types.chat_administrator_rights.ChatAdministratorRights* on success.

Source: https://core.telegram.org/bots/api#getmydefaultadministratorrights

`for_channels: bool | None`

Pass `True` to get default administrator rights of the bot in channels. Otherwise, default administrator rights of the bot for groups and supergroups will be returned.

`model_computed_fields: ClassVar[dict[str, ComputedFieldInfo]] = {}`

A dictionary of computed field names and their corresponding *ComputedFieldInfo* objects.

### Usage

#### As bot method

```
result: ChatAdministratorRights = await bot.get_my_default_administrator_rights(...)
```

#### Method as object

Imports:

- `from aiogram.methods.get_my_default_administrator_rights import GetMyDefaultAdministratorRights`
- alias: `from aiogram.methods import GetMyDefaultAdministratorRights`

#### With specific bot

```
result: ChatAdministratorRights = await bot(GetMyDefaultAdministratorRights(...))
```

### getMyDescription

Returns: `BotDescription`

`class aiogram.methods.get_my_description.GetMyDescription(*, language_code: str | None = None, **extra_data: Any)`

Use this method to get the current bot description for the given user language. Returns *aiogram.types.bot_description.BotDescription* on success.

Source: https://core.telegram.org/bots/api#getmydescription

`language_code: str | None`

A two-letter ISO 639-1 language code or an empty string

`model_computed_fields: ClassVar[dict[str, ComputedFieldInfo]] = {}`

A dictionary of computed field names and their corresponding *ComputedFieldInfo* objects.

### Usage

#### As bot method

```
result: BotDescription = await bot.get_my_description(...)
```

### Method as object

Imports:

- `from aiogram.methods.get_my_description import GetMyDescription`
- alias: `from aiogram.methods import GetMyDescription`

### With specific bot

```
result: BotDescription = await bot(GetMyDescription(...))
```

### getMyName

Returns: `BotName`

`class aiogram.methods.get_my_name.GetMyName(*, language_code: str | None = None, **extra_data: Any)`

Use this method to get the current bot name for the given user language. Returns *aiogram.types.bot_name.BotName* on success.

Source: https://core.telegram.org/bots/api#getmyname

`language_code: str | None`

A two-letter ISO 639-1 language code or an empty string

`model_computed_fields: ClassVar[dict[str, ComputedFieldInfo]] = {}`

A dictionary of computed field names and their corresponding *ComputedFieldInfo* objects.

### Usage

### As bot method

```
result: BotName = await bot.get_my_name(...)
```

### Method as object

Imports:

- `from aiogram.methods.get_my_name import GetMyName`
- alias: `from aiogram.methods import GetMyName`

### With specific bot

```
result: BotName = await bot(GetMyName(...))
```

## getMyShortDescription

Returns: `BotShortDescription`

`class aiogram.methods.get_my_short_description.GetMyShortDescription(*, language_code: str | None = None, **extra_data: Any)`

Use this method to get the current bot short description for the given user language. Returns *aiogram.types.bot_short_description.BotShortDescription* on success.

Source: https://core.telegram.org/bots/api#getmyshortdescription

`language_code: str | None`

A two-letter ISO 639-1 language code or an empty string

`model_computed_fields: ClassVar[dict[str, ComputedFieldInfo]] = {}`

A dictionary of computed field names and their corresponding *ComputedFieldInfo* objects.

### Usage

### As bot method

```
result: BotShortDescription = await bot.get_my_short_description(...)
```

### Method as object

Imports:

- `from aiogram.methods.get_my_short_description import GetMyShortDescription`
- alias: `from aiogram.methods import GetMyShortDescription`

### With specific bot

```
result: BotShortDescription = await bot(GetMyShortDescription(...))
```

### getUserChatBoosts

Returns: `UserChatBoosts`

`class aiogram.methods.get_user_chat_boosts.GetUserChatBoosts(*, chat_id: int | str, user_id: int, **extra_data: Any)`

Use this method to get the list of boosts added to a chat by a user. Requires administrator rights in the chat. Returns a *aiogram.types.user_chat_boosts.UserChatBoosts* object.

Source: https://core.telegram.org/bots/api#getuserchatboosts

`chat_id: int | str`

Unique identifier for the chat or username of the channel (in the format `@channelusername`)

`model_computed_fields: ClassVar[dict[str, ComputedFieldInfo]] = {}`

A dictionary of computed field names and their corresponding *ComputedFieldInfo* objects.

`user_id: int`

Unique identifier of the target user

#### Usage

#### As bot method

```
result: UserChatBoosts = await bot.get_user_chat_boosts(...)
```

#### Method as object

Imports:

- `from aiogram.methods.get_user_chat_boosts import GetUserChatBoosts`
- alias: `from aiogram.methods import GetUserChatBoosts`

#### With specific bot

```
result: UserChatBoosts = await bot(GetUserChatBoosts(...))
```

### getUserProfilePhotos

Returns: `UserProfilePhotos`

`class aiogram.methods.get_user_profile_photos.GetUserProfilePhotos(*, user_id: int, offset: int | None = None, limit: int | None = None, **extra_data: Any)`

Use this method to get a list of profile pictures for a user. Returns a *aiogram.types.user_profile_photos.UserProfilePhotos* object.

Source: https://core.telegram.org/bots/api#getuserprofilephotos

`user_id: int`
Unique identifier of the target user

`offset: int | None`
Sequential number of the first photo to be returned. By default, all photos are returned.

`model_computed_fields: ClassVar[dict[str, ComputedFieldInfo]] = {}`
A dictionary of computed field names and their corresponding *ComputedFieldInfo* objects.

`limit: int | None`
Limits the number of photos to be retrieved. Values between 1-100 are accepted. Defaults to 100.

### Usage

#### As bot method

```
result: UserProfilePhotos = await bot.get_user_profile_photos(...)
```

#### Method as object

Imports:

- `from aiogram.methods.get_user_profile_photos import GetUserProfilePhotos`
- alias: `from aiogram.methods import GetUserProfilePhotos`

#### With specific bot

```
result: UserProfilePhotos = await bot(GetUserProfilePhotos(...))
```

#### As shortcut from received object

- *aiogram.types.user.User.get_profile_photos()*

### hideGeneralForumTopic

Returns: `bool`

`class aiogram.methods.hide_general_forum_topic.HideGeneralForumTopic(`**, chat_id: int | str, **extra_data: Any*`)`

Use this method to hide the „General“ topic in a forum supergroup chat. The bot must be an administrator in the chat for this to work and must have the *can_manage_topics* administrator rights. The topic will be automatically closed if it was open. Returns `True` on success.

Source: https://core.telegram.org/bots/api#hidegeneralforumtopic

`chat_id: int | str`
Unique identifier for the target chat or username of the target supergroup (in the format `@supergroupusername`)

`model_computed_fields: ClassVar[dict[str, ComputedFieldInfo]] = {}`

A dictionary of computed field names and their corresponding *ComputedFieldInfo* objects.

### Usage

#### As bot method

```
result: bool = await bot.hide_general_forum_topic(...)
```

#### Method as object

Imports:

- `from aiogram.methods.hide_general_forum_topic import HideGeneralForumTopic`
- alias: `from aiogram.methods import HideGeneralForumTopic`

#### With specific bot

```
result: bool = await bot(HideGeneralForumTopic(...))
```

#### As reply into Webhook in handler

```
return HideGeneralForumTopic(...)
```

### leaveChat

Returns: `bool`

`class aiogram.methods.leave_chat.LeaveChat(*, chat_id: int | str, **extra_data: Any)`

Use this method for your bot to leave a group, supergroup or channel. Returns `True` on success.

Source: https://core.telegram.org/bots/api#leavechat

`chat_id: int | str`

Unique identifier for the target chat or username of the target supergroup or channel (in the format `@channelusername`)

`model_computed_fields: ClassVar[dict[str, ComputedFieldInfo]] = {}`

A dictionary of computed field names and their corresponding *ComputedFieldInfo* objects.

### Usage

#### As bot method

```
result: bool = await bot.leave_chat(...)
```

#### Method as object

Imports:

- `from aiogram.methods.leave_chat import LeaveChat`
- alias: `from aiogram.methods import LeaveChat`

#### With specific bot

```
result: bool = await bot(LeaveChat(...))
```

#### As reply into Webhook in handler

```
return LeaveChat(...)
```

#### As shortcut from received object

- *aiogram.types.chat.Chat.leave()*

### logOut

Returns: `bool`

`class aiogram.methods.log_out.LogOut(**extra_ data: Any)`

Use this method to log out from the cloud Bot API server before launching the bot locally. You **must** log out the bot before running it locally, otherwise there is no guarantee that the bot will receive updates. After a successful call, you can immediately log in on a local server, but will not be able to log in back to the cloud Bot API server for 10 minutes. Returns `True` on success. Requires no parameters.

Source: https://core.telegram.org/bots/api#logout

`model_computed_fields: ClassVar[dict[str, ComputedFieldInfo]] = {}`

A dictionary of computed field names and their corresponding *ComputedFieldInfo* objects.

### Usage

#### As bot method

```
result: bool = await bot.log_out(...)
```

#### Method as object

Imports:

- `from aiogram.methods.log_out import LogOut`
- alias: `from aiogram.methods import LogOut`

#### With specific bot

```
result: bool = await bot(LogOut(...))
```

#### As reply into Webhook in handler

```
return LogOut(...)
```

### pinChatMessage

Returns: `bool`

`class aiogram.methods.pin_chat_message.PinChatMessage(*, chat_id: int | str, message_id: int, disable_notification: bool | None = None, **extra_data: Any)`

Use this method to add a message to the list of pinned messages in a chat. If the chat is not a private chat, the bot must be an administrator in the chat for this to work and must have the „can_pin_messages“ administrator right in a supergroup or „can_edit_messages“ administrator right in a channel. Returns `True` on success.

Source: https://core.telegram.org/bots/api#pinchatmessage

`chat_id: int | str`

Unique identifier for the target chat or username of the target channel (in the format `@channelusername`)

`message_id: int`

Identifier of a message to pin

`model_computed_fields: ClassVar[dict[str, ComputedFieldInfo]] = {}`

A dictionary of computed field names and their corresponding *ComputedFieldInfo* objects.

`disable_notification: bool | None`

Pass `True` if it is not necessary to send a notification to all chat members about the new pinned message. Notifications are always disabled in channels and private chats.

### Usage

#### As bot method

```
result: bool = await bot.pin_chat_message(...)
```

#### Method as object

Imports:

- `from aiogram.methods.pin_chat_message import PinChatMessage`
- alias: `from aiogram.methods import PinChatMessage`

#### With specific bot

```
result: bool = await bot(PinChatMessage(...))
```

#### As reply into Webhook in handler

```
return PinChatMessage(...)
```

#### As shortcut from received object

- *aiogram.types.chat.Chat.pin_message()*
- *aiogram.types.message.Message.pin()*

### promoteChatMember

Returns: `bool`

class aiogram.methods.promote_chat_member.PromoteChatMember(*, *chat_id: int | str*, *user_id: int*, *is_anonymous: bool | None = None*, *can_manage_chat: bool | None = None*, *can_delete_messages: bool | None = None*, *can_manage_video_chats: bool | None = None*, *can_restrict_members: bool | None = None*, *can_promote_members: bool | None = None*, *can_change_info: bool | None = None*, *can_invite_users: bool | None = None*, *can_post_stories: bool | None = None*, *can_edit_stories: bool | None = None*, *can_delete_stories: bool | None = None*, *can_post_messages: bool | None = None*, *can_edit_messages: bool | None = None*, *can_pin_messages: bool | None = None*, *can_manage_topics: bool | None = None*, ***extra_data: Any*)

Use this method to promote or demote a user in a supergroup or a channel. The bot must be an administrator in the chat for this to work and must have the appropriate administrator rights. Pass `False` for all boolean parameters to demote a user. Returns `True` on success.

Source: https://core.telegram.org/bots/api#promotechatmember

`chat_id: int | str`

Unique identifier for the target chat or username of the target channel (in the format `@channelusername`)

`user_id: int`

Unique identifier of the target user

`is_anonymous: bool | None`

Pass `True` if the administrator's presence in the chat is hidden

`can_manage_chat: bool | None`

Pass `True` if the administrator can access the chat event log, get boost list, see hidden supergroup and channel members, report spam messages and ignore slow mode. Implied by any other administrator privilege.

`can_delete_messages: bool | None`

Pass `True` if the administrator can delete messages of other users

`can_manage_video_chats: bool | None`

Pass `True` if the administrator can manage video chats

`can_restrict_members: bool | None`

Pass `True` if the administrator can restrict, ban or unban chat members, or access supergroup statistics

`can_promote_members: bool | None`

Pass `True` if the administrator can add new administrators with a subset of their own privileges or demote administrators that they have promoted, directly or indirectly (promoted by administrators that were appointed by him)

`can_change_info: bool | None`

Pass `True` if the administrator can change chat title, photo and other settings

`model_computed_fields: ClassVar[dict[str, ComputedFieldInfo]] = {}`

A dictionary of computed field names and their corresponding *ComputedFieldInfo* objects.

`can_invite_users: bool | None`

Pass `True` if the administrator can invite new users to the chat

`can_post_stories: bool | None`

Pass `True` if the administrator can post stories to the chat

`can_edit_stories: bool | None`

Pass `True` if the administrator can edit stories posted by other users

`can_delete_stories: bool | None`

Pass `True` if the administrator can delete stories posted by other users

`can_post_messages: bool | None`

Pass `True` if the administrator can post messages in the channel, or access channel statistics; channels only

`can_edit_messages: bool | None`

Pass `True` if the administrator can edit messages of other users and can pin messages; channels only

`can_pin_messages: bool | None`

Pass `True` if the administrator can pin messages, supergroups only

`can_manage_topics: bool | None`

Pass `True` if the user is allowed to create, rename, close, and reopen forum topics, supergroups only

### Usage

#### As bot method

```
result: bool = await bot.promote_chat_member(...)
```

#### Method as object

Imports:

- `from aiogram.methods.promote_chat_member import PromoteChatMember`
- alias: `from aiogram.methods import PromoteChatMember`

#### With specific bot

```
result: bool = await bot(PromoteChatMember(...))
```

#### As reply into Webhook in handler

```
return PromoteChatMember(...)
```

#### As shortcut from received object

- *aiogram.types.chat.Chat.promote()*

### reopenForumTopic

Returns: `bool`

`class aiogram.methods.reopen_forum_topic.ReopenForumTopic(*, chat_id: int | str, message_thread_id: int, **extra_data: Any)`

Use this method to reopen a closed topic in a forum supergroup chat. The bot must be an administrator in the chat for this to work and must have the *can_manage_topics* administrator rights, unless it is the creator of the topic. Returns `True` on success.

Source: https://core.telegram.org/bots/api#reopenforumtopic

`chat_id: int | str`

Unique identifier for the target chat or username of the target supergroup (in the format `@supergroupusername`)

`model_computed_fields: ClassVar[dict[str, ComputedFieldInfo]] = {}`

A dictionary of computed field names and their corresponding *ComputedFieldInfo* objects.

`message_thread_id: int`

Unique identifier for the target message thread of the forum topic

#### Usage

#### As bot method

```
result: bool = await bot.reopen_forum_topic(...)
```

### Method as object

Imports:

- `from aiogram.methods.reopen_forum_topic import ReopenForumTopic`
- alias: `from aiogram.methods import ReopenForumTopic`

### With specific bot

```
result: bool = await bot(ReopenForumTopic(...))
```

### As reply into Webhook in handler

```
return ReopenForumTopic(...)
```

### reopenGeneralForumTopic

Returns: `bool`

`class aiogram.methods.reopen_general_forum_topic.ReopenGeneralForumTopic(*, chat_id: int | str, **extra_data: Any)`

Use this method to reopen a closed „General“ topic in a forum supergroup chat. The bot must be an administrator in the chat for this to work and must have the *can_manage_topics* administrator rights. The topic will be automatically unhidden if it was hidden. Returns `True` on success.

Source: https://core.telegram.org/bots/api#reopengeneralforumtopic

`chat_id: int | str`

Unique identifier for the target chat or username of the target supergroup (in the format `@supergroupusername`)

`model_computed_fields: ClassVar[dict[str, ComputedFieldInfo]] = {}`

A dictionary of computed field names and their corresponding *ComputedFieldInfo* objects.

### Usage

### As bot method

```
result: bool = await bot.reopen_general_forum_topic(...)
```

### Method as object

Imports:

- `from aiogram.methods.reopen_general_forum_topic import ReopenGeneralForumTopic`
- alias: `from aiogram.methods import ReopenGeneralForumTopic`

### With specific bot

```
result: bool = await bot(ReopenGeneralForumTopic(...))
```

### As reply into Webhook in handler

```
return ReopenGeneralForumTopic(...)
```

### restrictChatMember

Returns: `bool`

`class aiogram.methods.restrict_chat_member.RestrictChatMember(*, chat_id: int | str, user_id: int, permissions: ChatPermissions, use_independent_chat_permissions: bool | None = None, until_date: datetime | timedelta | int | None = None, **extra_data: Any)`

Use this method to restrict a user in a supergroup. The bot must be an administrator in the supergroup for this to work and must have the appropriate administrator rights. Pass `True` for all permissions to lift restrictions from a user. Returns `True` on success.

Source: https://core.telegram.org/bots/api#restrictchatmember

`chat_id: int | str`

Unique identifier for the target chat or username of the target supergroup (in the format `@supergroupusername`)

`user_id: int`

Unique identifier of the target user

`permissions: ChatPermissions`

A JSON-serialized object for new user permissions

`model_computed_fields: ClassVar[dict[str, ComputedFieldInfo]] = {}`

A dictionary of computed field names and their corresponding *ComputedFieldInfo* objects.

`use_independent_chat_permissions: bool | None`

Pass `True` if chat permissions are set independently. Otherwise, the *can_send_other_messages* and *can_add_web_page_previews* permissions will imply the *can_send_messages*, *can_send_audios*, *can_send_documents*, *can_send_photos*, *can_send_videos*, *can_send_video_notes*, and *can_send_voice_notes* permissions; the *can_send_polls* permission will imply the *can_send_messages* permission.

`until_date: datetime.datetime | datetime.timedelta | int | None`

Date when restrictions will be lifted for the user; Unix time. If user is restricted for more than 366 days or less than 30 seconds from the current time, they are considered to be restricted forever

### Usage

#### As bot method

```
result: bool = await bot.restrict_chat_member(...)
```

#### Method as object

Imports:

- `from aiogram.methods.restrict_chat_member import RestrictChatMember`
- alias: `from aiogram.methods import RestrictChatMember`

#### With specific bot

```
result: bool = await bot(RestrictChatMember(...))
```

#### As reply into Webhook in handler

```
return RestrictChatMember(...)
```

#### As shortcut from received object

- *aiogram.types.chat.Chat.restrict()*

### revokeChatInviteLink

Returns: `ChatInviteLink`

`class aiogram.methods.revoke_chat_invite_link.RevokeChatInviteLink(`**, chat_id: int | str, invite_link: str, **extra_data: Any*`)`

Use this method to revoke an invite link created by the bot. If the primary link is revoked, a new link is automatically generated. The bot must be an administrator in the chat for this to work and must have the appropriate administrator rights. Returns the revoked invite link as *aiogram.types.chat_invite_link.ChatInviteLink* object.

Source: https://core.telegram.org/bots/api#revokechatinvitelink

`chat_id: int | str`

Unique identifier of the target chat or username of the target channel (in the format `@channelusername`)

`model_computed_fields: ClassVar[dict[str, ComputedFieldInfo]] = {}`

A dictionary of computed field names and their corresponding *ComputedFieldInfo* objects.

`invite_link: str`

The invite link to revoke

### Usage

#### As bot method

```
result: ChatInviteLink = await bot.revoke_chat_invite_link(...)
```

#### Method as object

Imports:

- `from aiogram.methods.revoke_chat_invite_link import RevokeChatInviteLink`
- alias: `from aiogram.methods import RevokeChatInviteLink`

#### With specific bot

```
result: ChatInviteLink = await bot(RevokeChatInviteLink(...))
```

#### As reply into Webhook in handler

```
return RevokeChatInviteLink(...)
```

#### As shortcut from received object

- *aiogram.types.chat.Chat.revoke_invite_link()*

### sendAnimation

Returns: `Message`

class aiogram.methods.send_animation.SendAnimation(*, *chat_id: int | str*, *animation: ~aiogram.types.input_file.InputFile | str*, *message_thread_id: int | None = None*, *duration: int | None = None*, *width: int | None = None*, *height: int | None = None*, *thumbnail: ~aiogram.types.input_file.InputFile | None = None*, *caption: str | None = None*, *parse_mode: str | ~aiogram.client.default.Default | None = <Default('parse_mode')>*, *caption_entities: ~typing.List[~aiogram.types.message_entity.MessageEntity] | None = None*, *has_spoiler: bool | None = None*, *disable_notification: bool | None = None*, *protect_content: bool | ~aiogram.client.default.Default | None = <Default('protect_content')>*, *reply_parameters: ~aiogram.types.reply_parameters.ReplyParameters | None = None*, *reply_markup: ~aiogram.types.inline_keyboard_markup.InlineKeyboardMarkup | ~aiogram.types.reply_keyboard_markup.ReplyKeyboardMarkup | ~aiogram.types.reply_keyboard_remove.ReplyKeyboardRemove | ~aiogram.types.force_reply.ForceReply | None = None*, *allow_sending_without_reply: bool | None = None*, *reply_to_message_id: int | None = None*, ***extra_data: ~typing.Any*)

Use this method to send animation files (GIF or H.264/MPEG-4 AVC video without sound). On success, the sent *aiogram.types.message.Message* is returned. Bots can currently send animation files of up to 50 MB in size, this limit may be changed in the future.

Source: https://core.telegram.org/bots/api#sendanimation

`chat_id: int | str`

Unique identifier for the target chat or username of the target channel (in the format `@channelusername`)

`animation: InputFile | str`

Animation to send. Pass a file_id as String to send an animation that exists on the Telegram servers (recommended), pass an HTTP URL as a String for Telegram to get an animation from the Internet, or upload a new animation using multipart/form-data. *More information on Sending Files »*

`message_thread_id: int | None`

Unique identifier for the target message thread (topic) of the forum; for forum supergroups only

`duration: int | None`

Duration of sent animation in seconds

`width: int | None`

Animation width

`height: int | None`

Animation height

`thumbnail: InputFile | None`

Thumbnail of the file sent; can be ignored if thumbnail generation for the file is supported server-side. The thumbnail should be in JPEG format and less than 200 kB in size. A thumbnail's width and height should not exceed 320. Ignored if the file is not uploaded using multipart/form-data. Thumbnails can't be reused and can be only uploaded as a new file, so you can pass „attach://<file_attach_name>" if the thumbnail was uploaded using multipart/form-data under <file_attach_name>. *More information on Sending Files »*

`caption: str | None`

Animation caption (may also be used when resending animation by *file_id*), 0-1024 characters after entities parsing

`parse_mode: str | Default | None`

Mode for parsing entities in the animation caption. See formatting options for more details.

`model_computed_fields: ClassVar[dict[str, ComputedFieldInfo]] = {}`

A dictionary of computed field names and their corresponding *ComputedFieldInfo* objects.

`caption_entities: List[MessageEntity] | None`

A JSON-serialized list of special entities that appear in the caption, which can be specified instead of *parse_mode*

`has_spoiler: bool | None`

Pass `True` if the animation needs to be covered with a spoiler animation

`disable_notification: bool | None`

Sends the message silently. Users will receive a notification with no sound.

`protect_content: bool | Default | None`

Protects the contents of the sent message from forwarding and saving

`reply_parameters: ReplyParameters | None`

Description of the message to reply to

`reply_markup: InlineKeyboardMarkup | ReplyKeyboardMarkup | ReplyKeyboardRemove | ForceReply | None`

Additional interface options. A JSON-serialized object for an inline keyboard, custom reply keyboard, instructions to remove reply keyboard or to force a reply from the user.

`allow_sending_without_reply: bool | None`

Pass `True` if the message should be sent even if the specified replied-to message is not found

Застаріло починаючи з версії API:7.0: https://core.telegram.org/bots/api-changelog#december-29-2023

`reply_to_message_id: int | None`

If the message is a reply, ID of the original message

Застаріло починаючи з версії API:7.0: https://core.telegram.org/bots/api-changelog#december-29-2023

### Usage

#### As bot method

```
result: Message = await bot.send_animation(...)
```

#### Method as object

Imports:

- `from aiogram.methods.send_animation import SendAnimation`
- alias: `from aiogram.methods import SendAnimation`

#### With specific bot

```
result: Message = await bot(SendAnimation(...))
```

#### As reply into Webhook in handler

```
return SendAnimation(...)
```

#### As shortcut from received object

- *aiogram.types.message.Message.answer_animation()*
- *aiogram.types.message.Message.reply_animation()*
- *aiogram.types.chat_join_request.ChatJoinRequest.answer_animation()*
- *aiogram.types.chat_join_request.ChatJoinRequest.answer_animation_pm()*
- *aiogram.types.chat_member_updated.ChatMemberUpdated.answer_animation()*

### sendAudio

Returns: `Message`

class aiogram.methods.send_audio.SendAudio(*, *chat_id: int | str*, *audio: ~aiogram.types.input_file.InputFile | str*, *message_thread_id: int | None = None*, *caption: str | None = None*, *parse_mode: str | ~aiogram.client.default.Default | None = <Default('parse_mode')>*, *caption_entities: ~typing.List[~aiogram.types.message_entity.MessageEntity] | None = None*, *duration: int | None = None*, *performer: str | None = None*, *title: str | None = None*, *thumbnail: ~aiogram.types.input_file.InputFile | None = None*, *disable_notification: bool | None = None*, *protect_content: bool | ~aiogram.client.default.Default | None = <Default('protect_content')>*, *reply_parameters: ~aiogram.types.reply_parameters.ReplyParameters | None = None*, *reply_markup: ~aiogram.types.inline_keyboard_markup.InlineKeyboardMarkup | ~aiogram.types.reply_keyboard_markup.ReplyKeyboardMarkup | ~aiogram.types.reply_keyboard_remove.ReplyKeyboardRemove | ~aiogram.types.force_reply.ForceReply | None = None*, *allow_sending_without_reply: bool | None = None*, *reply_to_message_id: int | None = None*, ***extra_data: ~typing.Any*)

Use this method to send audio files, if you want Telegram clients to display them in the music player. Your audio must be in the .MP3 or .M4A format. On success, the sent *aiogram.types.message.Message* is returned. Bots can currently send audio files of up to 50 MB in size, this limit may be changed in the future. For sending voice messages, use the *aiogram.methods.send_voice.SendVoice* method instead.

Source: https://core.telegram.org/bots/api#sendaudio

`chat_id: int | str`

Unique identifier for the target chat or username of the target channel (in the format `@channelusername`)

`audio: InputFile | str`

Audio file to send. Pass a file_id as String to send an audio file that exists on the Telegram servers (recommended), pass an HTTP URL as a String for Telegram to get an audio file from the Internet, or upload a new one using multipart/form-data. *More information on Sending Files »*

`message_thread_id: int | None`

Unique identifier for the target message thread (topic) of the forum; for forum supergroups only

`caption: str | None`

Audio caption, 0-1024 characters after entities parsing

`parse_mode: str | Default | None`

Mode for parsing entities in the audio caption. See formatting options for more details.

`caption_entities: List[MessageEntity] | None`

A JSON-serialized list of special entities that appear in the caption, which can be specified instead of *parse_mode*

`duration: int | None`

Duration of the audio in seconds

`performer: str | None`

Performer

`model_computed_fields: ClassVar[dict[str, ComputedFieldInfo]] = {}`

A dictionary of computed field names and their corresponding *ComputedFieldInfo* objects.

`title: str | None`

Track name

`thumbnail: InputFile | None`

Thumbnail of the file sent; can be ignored if thumbnail generation for the file is supported server-side. The thumbnail should be in JPEG format and less than 200 kB in size. A thumbnail's width and height should not exceed 320. Ignored if the file is not uploaded using multipart/form-data. Thumbnails can't be reused and can be only uploaded as a new file, so you can pass „attach://<file_attach_name>" if the thumbnail was uploaded using multipart/form-data under <file_attach_name>. *More information on Sending Files »*

`disable_notification: bool | None`

Sends the message silently. Users will receive a notification with no sound.

`protect_content: bool | Default | None`

Protects the contents of the sent message from forwarding and saving

`reply_parameters: ReplyParameters | None`

Description of the message to reply to

`reply_markup: InlineKeyboardMarkup | ReplyKeyboardMarkup | ReplyKeyboardRemove | ForceReply | None`

Additional interface options. A JSON-serialized object for an inline keyboard, custom reply keyboard, instructions to remove reply keyboard or to force a reply from the user.

`allow_sending_without_reply: bool | None`

Pass `True` if the message should be sent even if the specified replied-to message is not found

Застаріло починаючи з версії API:7.0: https://core.telegram.org/bots/api-changelog#december-29-2023

`reply_to_message_id: int | None`

If the message is a reply, ID of the original message

Застаріло починаючи з версії API:7.0: https://core.telegram.org/bots/api-changelog#december-29-2023

### Usage

#### As bot method

```
result: Message = await bot.send_audio(...)
```

### Method as object

Imports:

- `from aiogram.methods.send_audio import SendAudio`
- alias: `from aiogram.methods import SendAudio`

### With specific bot

```
result: Message = await bot(SendAudio(...))
```

### As reply into Webhook in handler

```
return SendAudio(...)
```

### As shortcut from received object

- *aiogram.types.message.Message.answer_audio()*
- *aiogram.types.message.Message.reply_audio()*
- *aiogram.types.chat_join_request.ChatJoinRequest.answer_audio()*
- *aiogram.types.chat_join_request.ChatJoinRequest.answer_audio_pm()*
- *aiogram.types.chat_member_updated.ChatMemberUpdated.answer_audio()*

## sendChatAction

Returns: `bool`

`class aiogram.methods.send_chat_action.SendChatAction(*, chat_id: int | str, action: str, message_thread_id: int | None = None, **extra_data: Any)`

Use this method when you need to tell the user that something is happening on the bot's side. The status is set for 5 seconds or less (when a message arrives from your bot, Telegram clients clear its typing status). Returns `True` on success.

> Example: The ImageBot needs some time to process a request and upload the image. Instead of sending a text message along the lines of „Retrieving image, please wait…“, the bot may use *aiogram.methods.send_chat_action.SendChatAction* with *action = upload_photo*. The user will see a „sending photo“ status for the bot.

We only recommend using this method when a response from the bot will take a **noticeable** amount of time to arrive.

Source: https://core.telegram.org/bots/api#sendchataction

`chat_id: int | str`

Unique identifier for the target chat or username of the target channel (in the format `@channelusername`)

`action: str`

Type of action to broadcast. Choose one, depending on what the user is about to receive: *typing* for text messages, *upload_photo* for photos, *record_video* or *upload_video* for videos, *record_voice* or *upload_voice* for voice notes, *upload_document* for general files, *choose_sticker* for stickers, *find_location* for location data, *record_video_note* or *upload_video_note* for video notes.

`model_computed_fields: ClassVar[dict[str, ComputedFieldInfo]] = {}`

A dictionary of computed field names and their corresponding *ComputedFieldInfo* objects.

`message_thread_id: int | None`

Unique identifier for the target message thread; supergroups only

### Usage

#### As bot method

```
result: bool = await bot.send_chat_action(...)
```

#### Method as object

Imports:

- `from aiogram.methods.send_chat_action import SendChatAction`
- alias: `from aiogram.methods import SendChatAction`

#### With specific bot

```
result: bool = await bot(SendChatAction(...))
```

#### As reply into Webhook in handler

```
return SendChatAction(...)
```

#### As shortcut from received object

- *aiogram.types.chat.Chat.do()*

### sendContact

Returns: `Message`

`class aiogram.methods.send_contact.SendContact(*, chat_id: int | str, phone_number: str, first_name: str, message_thread_id: int | None = None, last_name: str | None = None, vcard: str | None = None, disable_notification: bool | None = None, protect_content: bool | ~aiogram.client.default.Default | None = <Default('protect_content')>, reply_parameters: ~aiogram.types.reply_parameters.ReplyParameters | None = None, reply_markup: ~aiogram.types.inline_keyboard_markup.InlineKeyboardMarkup | ~aiogram.types.reply_keyboard_markup.ReplyKeyboardMarkup | ~aiogram.types.reply_keyboard_remove.ReplyKeyboardRemove | ~aiogram.types.force_reply.ForceReply | None = None, allow_sending_without_reply: bool | None = None, reply_to_message_id: int | None = None, **extra_data: ~typing.Any)`

Use this method to send phone contacts. On success, the sent *aiogram.types.message.Message* is returned.

Source: https://core.telegram.org/bots/api#sendcontact

`chat_id: int | str`
Unique identifier for the target chat or username of the target channel (in the format `@channelusername`)

`phone_number: str`
Contact's phone number

`first_name: str`
Contact's first name

`message_thread_id: int | None`
Unique identifier for the target message thread (topic) of the forum; for forum supergroups only

`last_name: str | None`
Contact's last name

`vcard: str | None`
Additional data about the contact in the form of a vCard, 0-2048 bytes

`model_computed_fields: ClassVar[dict[str, ComputedFieldInfo]] = {}`
A dictionary of computed field names and their corresponding *ComputedFieldInfo* objects.

`disable_notification: bool | None`
Sends the message silently. Users will receive a notification with no sound.

`protect_content: bool | Default | None`
Protects the contents of the sent message from forwarding and saving

`reply_parameters: ReplyParameters | None`
Description of the message to reply to

`reply_markup: InlineKeyboardMarkup | ReplyKeyboardMarkup | ReplyKeyboardRemove | ForceReply | None`

Additional interface options. A JSON-serialized object for an inline keyboard, custom reply keyboard, instructions to remove reply keyboard or to force a reply from the user.

`allow_sending_without_reply: bool | None`

Pass `True` if the message should be sent even if the specified replied-to message is not found

Застаріло починаючи з версії API:7.0: https://core.telegram.org/bots/api-changelog#december-29-2023

`reply_to_message_id: int | None`

If the message is a reply, ID of the original message

Застаріло починаючи з версії API:7.0: https://core.telegram.org/bots/api-changelog#december-29-2023

### Usage

#### As bot method

```
result: Message = await bot.send_contact(...)
```

#### Method as object

Imports:

- `from aiogram.methods.send_contact import SendContact`
- alias: `from aiogram.methods import SendContact`

#### With specific bot

```
result: Message = await bot(SendContact(...))
```

#### As reply into Webhook in handler

```
return SendContact(...)
```

#### As shortcut from received object

- *aiogram.types.message.Message.answer_contact()*
- *aiogram.types.message.Message.reply_contact()*
- *aiogram.types.chat_join_request.ChatJoinRequest.answer_contact()*
- *aiogram.types.chat_join_request.ChatJoinRequest.answer_contact_pm()*
- *aiogram.types.chat_member_updated.ChatMemberUpdated.answer_contact()*

### sendDice

Returns: `Message`

`class aiogram.methods.send_dice.SendDice(*, chat_id: int | str, message_thread_id: int | None = None, emoji: str | None = None, disable_notification: bool | None = None, protect_content: bool | ~aiogram.client.default.Default | None = <Default('protect_content')>, reply_parameters: ~aiogram.types.reply_parameters.ReplyParameters | None = None, reply_markup: ~aiogram.types.inline_keyboard_markup.InlineKeyboardMarkup | ~aiogram.types.reply_keyboard_markup.ReplyKeyboardMarkup | ~aiogram.types.reply_keyboard_remove.ReplyKeyboardRemove | ~aiogram.types.force_reply.ForceReply | None = None, allow_sending_without_reply: bool | None = None, reply_to_message_id: int | None = None, **extra_data: ~typing.Any)`

Use this method to send an animated emoji that will display a random value. On success, the sent *aiogram.types.message.Message* is returned.

Source: https://core.telegram.org/bots/api#senddice

`chat_id: int | str`

Unique identifier for the target chat or username of the target channel (in the format `@channelusername`)

`message_thread_id: int | None`

Unique identifier for the target message thread (topic) of the forum; for forum supergroups only

`emoji: str | None`

Emoji on which the dice throw animation is based. Currently, must be one of „“, „“, „“, „“, „“, or „“. Dice can have values 1-6 for „“, „“ and „“, values 1-5 for „“ and „“, and values 1-64 for „“. Defaults to „“

`disable_notification: bool | None`

Sends the message silently. Users will receive a notification with no sound.

`protect_content: bool | Default | None`

Protects the contents of the sent message from forwarding

`model_computed_fields: ClassVar[dict[str, ComputedFieldInfo]] = {}`

A dictionary of computed field names and their corresponding *ComputedFieldInfo* objects.

`reply_parameters: ReplyParameters | None`

Description of the message to reply to

`reply_markup: InlineKeyboardMarkup | ReplyKeyboardMarkup | ReplyKeyboardRemove | ForceReply | None`

Additional interface options. A JSON-serialized object for an inline keyboard, custom reply keyboard, instructions to remove reply keyboard or to force a reply from the user.

`allow_sending_without_reply: bool | None`

Pass `True` if the message should be sent even if the specified replied-to message is not found

Застаріло починаючи з версії API:7.0: https://core.telegram.org/bots/api-changelog#december-29-2023

`reply_to_message_id: int | None`

If the message is a reply, ID of the original message

Застаріло починаючи з версії API:7.0: https://core.telegram.org/bots/api-changelog#december-29-2023

### Usage

#### As bot method

```
result: Message = await bot.send_dice(...)
```

#### Method as object

Imports:

- `from aiogram.methods.send_dice import SendDice`
- alias: `from aiogram.methods import SendDice`

#### With specific bot

```
result: Message = await bot(SendDice(...))
```

#### As reply into Webhook in handler

```
return SendDice(...)
```

#### As shortcut from received object

- *aiogram.types.message.Message.answer_dice()*
- *aiogram.types.message.Message.reply_dice()*
- *aiogram.types.chat_join_request.ChatJoinRequest.answer_dice()*
- *aiogram.types.chat_join_request.ChatJoinRequest.answer_dice_pm()*
- *aiogram.types.chat_member_updated.ChatMemberUpdated.answer_dice()*

### sendDocument

Returns: `Message`

`class aiogram.methods.send_document.SendDocument(*, chat_id: int | str, document: ~aiogram.types.input_file.InputFile | str, message_thread_id: int | None = None, thumbnail: ~aiogram.types.input_file.InputFile | None = None, caption: str | None = None, parse_mode: str | ~aiogram.client.default.Default | None = <Default('parse_mode')>, caption_entities: ~typing.List[~aiogram.types.message_entity.MessageEntity] | None = None, disable_content_type_detection: bool | None = None, disable_notification: bool | None = None, protect_content: bool | ~aiogram.client.default.Default | None = <Default('protect_content')>, reply_parameters: ~aiogram.types.reply_parameters.ReplyParameters | None = None, reply_markup: ~aiogram.types.inline_keyboard_markup.InlineKeyboardMarkup | ~aiogram.types.reply_keyboard_markup.ReplyKeyboardMarkup | ~aiogram.types.reply_keyboard_remove.ReplyKeyboardRemove | ~aiogram.types.force_reply.ForceReply | None = None, allow_sending_without_reply: bool | None = None, reply_to_message_id: int | None = None, **extra_data: ~typing.Any)`

Use this method to send general files. On success, the sent *aiogram.types.message.Message* is returned. Bots can currently send files of any type of up to 50 MB in size, this limit may be changed in the future.

Source: https://core.telegram.org/bots/api#senddocument

`chat_id: int | str`

Unique identifier for the target chat or username of the target channel (in the format `@channelusername`)

`document: InputFile | str`

File to send. Pass a file_id as String to send a file that exists on the Telegram servers (recommended), pass an HTTP URL as a String for Telegram to get a file from the Internet, or upload a new one using multipart/form-data. *More information on Sending Files »*

`message_thread_id: int | None`

Unique identifier for the target message thread (topic) of the forum; for forum supergroups only

`thumbnail: InputFile | None`

Thumbnail of the file sent; can be ignored if thumbnail generation for the file is supported server-side. The thumbnail should be in JPEG format and less than 200 kB in size. A thumbnail's width and height should not exceed 320. Ignored if the file is not uploaded using multipart/form-data. Thumbnails can't be reused and can be only uploaded as a new file, so you can pass

„attach://<file_attach_name>“ if the thumbnail was uploaded using multipart/form-data under <file_attach_name>. *More information on Sending Files »*

`caption: str | None`

Document caption (may also be used when resending documents by *file_id*), 0-1024 characters after entities parsing

`parse_mode: str | Default | None`

Mode for parsing entities in the document caption. See formatting options for more details.

`caption_entities: List[MessageEntity] | None`

A JSON-serialized list of special entities that appear in the caption, which can be specified instead of *parse_mode*

`model_computed_fields: ClassVar[dict[str, ComputedFieldInfo]] = {}`

A dictionary of computed field names and their corresponding *ComputedFieldInfo* objects.

`disable_content_type_detection: bool | None`

Disables automatic server-side content type detection for files uploaded using multipart/form-data

`disable_notification: bool | None`

Sends the message silently. Users will receive a notification with no sound.

`protect_content: bool | Default | None`

Protects the contents of the sent message from forwarding and saving

`reply_parameters: ReplyParameters | None`

Description of the message to reply to

`reply_markup: InlineKeyboardMarkup | ReplyKeyboardMarkup | ReplyKeyboardRemove | ForceReply | None`

Additional interface options. A JSON-serialized object for an inline keyboard, custom reply keyboard, instructions to remove reply keyboard or to force a reply from the user.

`allow_sending_without_reply: bool | None`

Pass `True` if the message should be sent even if the specified replied-to message is not found

Застаріло починаючи з версії API:7.0: https://core.telegram.org/bots/api-changelog#december-29-2023

`reply_to_message_id: int | None`

If the message is a reply, ID of the original message

Застаріло починаючи з версії API:7.0: https://core.telegram.org/bots/api-changelog#december-29-2023

### Usage

#### As bot method

```
result: Message = await bot.send_document(...)
```

#### Method as object

Imports:

- `from aiogram.methods.send_document import SendDocument`
- alias: `from aiogram.methods import SendDocument`

#### With specific bot

```
result: Message = await bot(SendDocument(...))
```

#### As reply into Webhook in handler

```
return SendDocument(...)
```

#### As shortcut from received object

- *aiogram.types.message.Message.answer_document()*
- *aiogram.types.message.Message.reply_document()*
- *aiogram.types.chat_join_request.ChatJoinRequest.answer_document()*
- *aiogram.types.chat_join_request.ChatJoinRequest.answer_document_pm()*
- *aiogram.types.chat_member_updated.ChatMemberUpdated.answer_document()*

### sendLocation

Returns: `Message`

`class aiogram.methods.send_location.SendLocation(`*, chat_id: int | str, latitude: float, longitude: float, message_thread_id: int | None = None, horizontal_accuracy: float | None = None, live_period: int | None = None, heading: int | None = None, proximity_alert_radius: int | None = None, disable_notification: bool | None = None, protect_content: bool | ~aiogram.client.default.Default | None = <Default('protect_content')>, reply_parameters: ~aiogram.types.reply_parameters.ReplyParameters | None = None, reply_markup: ~aiogram.types.inline_keyboard_markup.InlineKeyboardMarkup | ~aiogram.types.reply_keyboard_markup.ReplyKeyboardMarkup | ~aiogram.types.reply_keyboard_remove.ReplyKeyboardRemove | ~aiogram.types.force_reply.ForceReply | None = None, allow_sending_without_reply: bool | None = None, reply_to_message_id: int | None = None, **extra_data: ~typing.Any)*

Use this method to send point on the map. On success, the sent *aiogram.types.message.Message* is returned.

Source: https://core.telegram.org/bots/api#sendlocation

`chat_id: int | str`

Unique identifier for the target chat or username of the target channel (in the format `@channelusername`)

`latitude: float`

Latitude of the location

`longitude: float`

Longitude of the location

`message_thread_id: int | None`

Unique identifier for the target message thread (topic) of the forum; for forum supergroups only

`horizontal_accuracy: float | None`

The radius of uncertainty for the location, measured in meters; 0-1500

`live_period: int | None`

Period in seconds for which the location will be updated (see Live Locations, should be between 60 and 86400.

`heading: int | None`

For live locations, a direction in which the user is moving, in degrees. Must be between 1 and 360 if specified.

`model_computed_fields: ClassVar[dict[str, ComputedFieldInfo]] = {}`

A dictionary of computed field names and their corresponding *ComputedFieldInfo* objects.

`proximity_alert_radius: int | None`

For live locations, a maximum distance for proximity alerts about approaching another chat member, in meters. Must be between 1 and 100000 if specified.

`disable_notification: bool | None`

Sends the message silently. Users will receive a notification with no sound.

`protect_content: bool | Default | None`

Protects the contents of the sent message from forwarding and saving

`reply_parameters: ReplyParameters | None`

Description of the message to reply to

`reply_markup: InlineKeyboardMarkup | ReplyKeyboardMarkup | ReplyKeyboardRemove | ForceReply | None`

Additional interface options. A JSON-serialized object for an inline keyboard, custom reply keyboard, instructions to remove reply keyboard or to force a reply from the user.

`allow_sending_without_reply: bool | None`

Pass `True` if the message should be sent even if the specified replied-to message is not found

Застаріло починаючи з версії API:7.0: https://core.telegram.org/bots/api-changelog#december-29-2023

`reply_to_message_id: int | None`

If the message is a reply, ID of the original message

Застаріло починаючи з версії API:7.0: https://core.telegram.org/bots/api-changelog#december-29-2023

### Usage

#### As bot method

```
result: Message = await bot.send_location(...)
```

#### Method as object

Imports:

- `from aiogram.methods.send_location import SendLocation`
- alias: `from aiogram.methods import SendLocation`

#### With specific bot

```
result: Message = await bot(SendLocation(...))
```

#### As reply into Webhook in handler

```
return SendLocation(...)
```

#### As shortcut from received object

- *aiogram.types.message.Message.answer_location()*
- *aiogram.types.message.Message.reply_location()*
- *aiogram.types.chat_join_request.ChatJoinRequest.answer_location()*
- *aiogram.types.chat_join_request.ChatJoinRequest.answer_location_pm()*
- *aiogram.types.chat_member_updated.ChatMemberUpdated.answer_location()*

### sendMediaGroup

Returns: `List[Message]`

`class aiogram.methods.send_media_group.SendMediaGroup(*, chat_id: int | str, media: ~typing.List[~aiogram.types.input_media_audio.InputMediaAud | ~aiogram.types.input_media_document.InputMediaDocument | ~aiogram.types.input_media_photo.InputMediaPhoto | ~aiogram.types.input_media_video.InputMediaVideo], message_thread_id: int | None = None, disable_notification: bool | None = None, protect_content: bool | ~aiogram.client.default.Default | None = <Default('protect_content')>, reply_parameters: ~aiogram.types.reply_parameters.ReplyParameters | None = None, allow_sending_without_reply: bool | None = None, reply_to_message_id: int | None = None, **extra_data: ~typing.Any)`

Use this method to send a group of photos, videos, documents or audios as an album. Documents and audio files can be only grouped in an album with messages of the same type. On success, an array of Messages that were sent is returned.

Source: https://core.telegram.org/bots/api#sendmediagroup

`chat_id: int | str`

Unique identifier for the target chat or username of the target channel (in the format `@channelusername`)

`media: List[InputMediaAudio | InputMediaDocument | InputMediaPhoto | InputMediaVideo]`

A JSON-serialized array describing messages to be sent, must include 2-10 items

`message_thread_id: int | None`

Unique identifier for the target message thread (topic) of the forum; for forum supergroups only

`disable_notification: bool | None`

Sends messages silently. Users will receive a notification with no sound.

`model_computed_fields: ClassVar[dict[str, ComputedFieldInfo]] = {}`

A dictionary of computed field names and their corresponding *ComputedFieldInfo* objects.

`protect_content: bool | Default | None`

Protects the contents of the sent messages from forwarding and saving

`reply_parameters: ReplyParameters | None`

Description of the message to reply to

`allow_sending_without_reply: bool | None`

Pass `True` if the message should be sent even if the specified replied-to message is not found

Застаріло починаючи з версії API:7.0: https://core.telegram.org/bots/api-changelog#december-29-2023

`reply_to_message_id: int | None`

If the messages are a reply, ID of the original message

Застаріло починаючи з версії API:7.0: https://core.telegram.org/bots/api-changelog#december-29-2023

### Usage

#### As bot method

```
result: List[Message] = await bot.send_media_group(...)
```

#### Method as object

Imports:

- `from aiogram.methods.send_media_group import SendMediaGroup`
- alias: `from aiogram.methods import SendMediaGroup`

#### With specific bot

```
result: List[Message] = await bot(SendMediaGroup(...))
```

#### As reply into Webhook in handler

```
return SendMediaGroup(...)
```

#### As shortcut from received object

- *aiogram.types.message.Message.answer_media_group()*
- *aiogram.types.message.Message.reply_media_group()*
- *aiogram.types.chat_join_request.ChatJoinRequest.answer_media_group()*
- *aiogram.types.chat_join_request.ChatJoinRequest.answer_media_group_pm()*
- *aiogram.types.chat_member_updated.ChatMemberUpdated.answer_media_group()*

### sendMessage

Returns: `Message`

`class aiogram.methods.send_message.SendMessage(*, chat_id: int | str, text: str, message_thread_id: int | None = None, parse_mode: str | ~aiogram.client.default.Default | None = <Default('parse_mode')>, entities: ~typing.List[~aiogram.types.message_entity.MessageEntity] | None = None, link_preview_options: ~aiogram.types.link_preview_options.LinkPreviewOptions | ~aiogram.client.default.Default | None = <Default('link_preview')>, disable_notification: bool | None = None, protect_content: bool | ~aiogram.client.default.Default | None = <Default('protect_content')>, reply_parameters: ~aiogram.types.reply_parameters.ReplyParameters | None = None, reply_markup: ~aiogram.types.inline_keyboard_markup.InlineKeyboardMarkup | ~aiogram.types.reply_keyboard_markup.ReplyKeyboardMarkup | ~aiogram.types.reply_keyboard_remove.ReplyKeyboardRemove | ~aiogram.types.force_reply.ForceReply | None = None, allow_sending_without_reply: bool | None = None, disable_web_page_preview: bool | ~aiogram.client.default.Default | None = <Default('link_preview_is_disabled')>, reply_to_message_id: int | None = None, **extra_data: ~typing.Any)`

Use this method to send text messages. On success, the sent *aiogram.types.message.Message* is returned.

Source: https://core.telegram.org/bots/api#sendmessage

`chat_id: int | str`

Unique identifier for the target chat or username of the target channel (in the format `@channelusername`)

`text: str`

Text of the message to be sent, 1-4096 characters after entities parsing

`message_thread_id: int | None`

Unique identifier for the target message thread (topic) of the forum; for forum supergroups only

`parse_mode: str | Default | None`

Mode for parsing entities in the message text. See formatting options for more details.

`entities: List[MessageEntity] | None`

A JSON-serialized list of special entities that appear in message text, which can be specified instead of *parse_mode*

`link_preview_options: LinkPreviewOptions | Default | None`

Link preview generation options for the message

`disable_notification: bool | None`

Sends the message silently. Users will receive a notification with no sound.

`model_computed_fields: ClassVar[dict[str, ComputedFieldInfo]] = {}`

A dictionary of computed field names and their corresponding *ComputedFieldInfo* objects.

`protect_content: bool | Default | None`

Protects the contents of the sent message from forwarding and saving

`reply_parameters: ReplyParameters | None`

Description of the message to reply to

`reply_markup: InlineKeyboardMarkup | ReplyKeyboardMarkup | ReplyKeyboardRemove | ForceReply | None`

Additional interface options. A JSON-serialized object for an inline keyboard, custom reply keyboard, instructions to remove reply keyboard or to force a reply from the user.

`allow_sending_without_reply: bool | None`

Pass `True` if the message should be sent even if the specified replied-to message is not found

Застаріло починаючи з версії API:7.0: https://core.telegram.org/bots/api-changelog#december-29-2023

`disable_web_page_preview: bool | Default | None`

Disables link previews for links in this message

Застаріло починаючи з версії API:7.0: https://core.telegram.org/bots/api-changelog#december-29-2023

`reply_to_message_id: int | None`

If the message is a reply, ID of the original message

Застаріло починаючи з версії API:7.0: https://core.telegram.org/bots/api-changelog#december-29-2023

### Usage

### As bot method

```
result: Message = await bot.send_message(...)
```

### Method as object

Imports:

- `from aiogram.methods.send_message import SendMessage`
- alias: `from aiogram.methods import SendMessage`

#### With specific bot

```
result: Message = await bot(SendMessage(...))
```

#### As reply into Webhook in handler

```
return SendMessage(...)
```

#### As shortcut from received object

- *aiogram.types.message.Message.answer()*
- *aiogram.types.message.Message.reply()*
- *aiogram.types.chat_join_request.ChatJoinRequest.answer()*
- *aiogram.types.chat_join_request.ChatJoinRequest.answer_pm()*
- *aiogram.types.chat_member_updated.ChatMemberUpdated.answer()*

### sendPhoto

Returns: `Message`

`class aiogram.methods.send_photo.SendPhoto(`*, chat_id: int | str, photo: ~aiogram.types.input_file.InputFile | str, message_thread_id: int | None = None, caption: str | None = None, parse_mode: str | ~aiogram.client.default.Default | None = <Default('parse_mode')>, caption_entities: ~typing.List[~aiogram.types.message_entity.MessageEntity] | None = None, has_spoiler: bool | None = None, disable_notification: bool | None = None, protect_content: bool | ~aiogram.client.default.Default | None = <Default('protect_content')>, reply_parameters: ~aiogram.types.reply_parameters.ReplyParameters | None = None, reply_markup: ~aiogram.types.inline_keyboard_markup.InlineKeyboardMarkup | ~aiogram.types.reply_keyboard_markup.ReplyKeyboardMarkup | ~aiogram.types.reply_keyboard_remove.ReplyKeyboardRemove | ~aiogram.types.force_reply.ForceReply | None = None, allow_sending_without_reply: bool | None = None, reply_to_message_id: int | None = None, **extra_data: ~typing.Any)`

Use this method to send photos. On success, the sent *aiogram.types.message.Message* is returned.

Source: https://core.telegram.org/bots/api#sendphoto

`chat_id: int | str`

Unique identifier for the target chat or username of the target channel (in the format `@channelusername`)

`photo: InputFile | str`

Photo to send. Pass a file_id as String to send a photo that exists on the Telegram servers (recommended), pass an HTTP URL as a String for Telegram to get a photo from the Internet, or upload a new photo using multipart/form-data. The photo must be at most 10 MB in size. The photo's width and height must not exceed 10000 in total. Width and height ratio must be at most 20. *More information on Sending Files »*

`message_thread_id: int | None`

Unique identifier for the target message thread (topic) of the forum; for forum supergroups only

`caption: str | None`

Photo caption (may also be used when resending photos by *file_id*), 0-1024 characters after entities parsing

`parse_mode: str | Default | None`

Mode for parsing entities in the photo caption. See formatting options for more details.

`caption_entities: List[MessageEntity] | None`

A JSON-serialized list of special entities that appear in the caption, which can be specified instead of *parse_mode*

`has_spoiler: bool | None`

Pass `True` if the photo needs to be covered with a spoiler animation

`model_computed_fields: ClassVar[dict[str, ComputedFieldInfo]] = {}`

A dictionary of computed field names and their corresponding *ComputedFieldInfo* objects.

`disable_notification: bool | None`

Sends the message silently. Users will receive a notification with no sound.

`protect_content: bool | Default | None`

Protects the contents of the sent message from forwarding and saving

`reply_parameters: ReplyParameters | None`

Description of the message to reply to

`reply_markup: InlineKeyboardMarkup | ReplyKeyboardMarkup | ReplyKeyboardRemove | ForceReply | None`

Additional interface options. A JSON-serialized object for an inline keyboard, custom reply keyboard, instructions to remove reply keyboard or to force a reply from the user.

`allow_sending_without_reply: bool | None`

Pass `True` if the message should be sent even if the specified replied-to message is not found

Застаріло починаючи з версії API:7.0: https://core.telegram.org/bots/api-changelog#december-29-2023

`reply_to_message_id: int | None`

If the message is a reply, ID of the original message

Застаріло починаючи з версії API:7.0: https://core.telegram.org/bots/api-changelog#december-29-2023

### Usage

#### As bot method

```
result: Message = await bot.send_photo(...)
```

#### Method as object

Imports:

- `from aiogram.methods.send_photo import SendPhoto`
- alias: `from aiogram.methods import SendPhoto`

#### With specific bot

```
result: Message = await bot(SendPhoto(...))
```

#### As reply into Webhook in handler

```
return SendPhoto(...)
```

#### As shortcut from received object

- *aiogram.types.message.Message.answer_photo()*
- *aiogram.types.message.Message.reply_photo()*
- *aiogram.types.chat_join_request.ChatJoinRequest.answer_photo()*
- *aiogram.types.chat_join_request.ChatJoinRequest.answer_photo_pm()*
- *aiogram.types.chat_member_updated.ChatMemberUpdated.answer_photo()*

### sendPoll

Returns: `Message`

class aiogram.methods.send_poll.SendPoll(*, chat_id: int | str, question: str, options: ~typing.List[str], message_thread_id: int | None = None, is_anonymous: bool | None = None, type: str | None = None, allows_multiple_answers: bool | None = None, correct_option_id: int | None = None, explanation: str | None = None, explanation_parse_mode: str | ~aiogram.client.default.Default | None = <Default('parse_mode')>, explanation_entities: ~typing.List[~aiogram.types.message_entity.MessageEntity] | None = None, open_period: int | None = None, close_date: ~datetime.datetime | ~datetime.timedelta | int | None = None, is_closed: bool | None = None, disable_notification: bool | None = None, protect_content: bool | ~aiogram.client.default.Default | None = <Default('protect_content')>, reply_parameters: ~aiogram.types.reply_parameters.ReplyParameters | None = None, reply_markup: ~aiogram.types.inline_keyboard_markup.InlineKeyboardMarkup | ~aiogram.types.reply_keyboard_markup.ReplyKeyboardMarkup | ~aiogram.types.reply_keyboard_remove.ReplyKeyboardRemove | ~aiogram.types.force_reply.ForceReply | None = None, allow_sending_without_reply: bool | None = None, reply_to_message_id: int | None = None, **extra_data: ~typing.Any)

Use this method to send a native poll. On success, the sent *aiogram.types.message.Message* is returned.

Source: https://core.telegram.org/bots/api#sendpoll

`chat_id: int | str`

Unique identifier for the target chat or username of the target channel (in the format `@channelusername`)

`question: str`

Poll question, 1-300 characters

`options: List[str]`

A JSON-serialized list of answer options, 2-10 strings 1-100 characters each

`message_thread_id: int | None`

Unique identifier for the target message thread (topic) of the forum; for forum supergroups only

`is_anonymous: bool | None`

`True`, if the poll needs to be anonymous, defaults to `True`

`type: str | None`

Poll type, „quiz“ or „regular“, defaults to „regular“

`allows_multiple_answers: bool | None`

`True`, if the poll allows multiple answers, ignored for polls in quiz mode, defaults to `False`

`correct_option_id: int | None`

0-based identifier of the correct answer option, required for polls in quiz mode

`explanation: str | None`

Text that is shown when a user chooses an incorrect answer or taps on the lamp icon in a quiz-style poll, 0-200 characters with at most 2 line feeds after entities parsing

`explanation_parse_mode: str | Default | None`

Mode for parsing entities in the explanation. See formatting options for more details.

`model_computed_fields: ClassVar[dict[str, ComputedFieldInfo]] = {}`

A dictionary of computed field names and their corresponding *ComputedFieldInfo* objects.

`explanation_entities: List[MessageEntity] | None`

A JSON-serialized list of special entities that appear in the poll explanation, which can be specified instead of *parse_mode*

`open_period: int | None`

Amount of time in seconds the poll will be active after creation, 5-600. Can't be used together with *close_date*.

`close_date: datetime.datetime | datetime.timedelta | int | None`

Point in time (Unix timestamp) when the poll will be automatically closed. Must be at least 5 and no more than 600 seconds in the future. Can't be used together with *open_period*.

`is_closed: bool | None`

Pass `True` if the poll needs to be immediately closed. This can be useful for poll preview.

`disable_notification: bool | None`

Sends the message silently. Users will receive a notification with no sound.

`protect_content: bool | Default | None`

Protects the contents of the sent message from forwarding and saving

`reply_parameters: ReplyParameters | None`

Description of the message to reply to

`reply_markup: InlineKeyboardMarkup | ReplyKeyboardMarkup | ReplyKeyboardRemove | ForceReply | None`

Additional interface options. A JSON-serialized object for an inline keyboard, custom reply keyboard, instructions to remove reply keyboard or to force a reply from the user.

`allow_sending_without_reply: bool | None`

Pass `True` if the message should be sent even if the specified replied-to message is not found

Застаріло починаючи з версії API:7.0: https://core.telegram.org/bots/api-changelog#december-29-2023

`reply_to_message_id: int | None`

If the message is a reply, ID of the original message

Застаріло починаючи з версії API:7.0: https://core.telegram.org/bots/api-changelog#december-29-2023

#### Usage

#### As bot method

```
result: Message = await bot.send_poll(...)
```

#### Method as object

Imports:

- `from aiogram.methods.send_poll import SendPoll`
- alias: `from aiogram.methods import SendPoll`

#### With specific bot

```
result: Message = await bot(SendPoll(...))
```

#### As reply into Webhook in handler

```
return SendPoll(...)
```

#### As shortcut from received object

- *aiogram.types.message.Message.answer_poll()*
- *aiogram.types.message.Message.reply_poll()*
- *aiogram.types.chat_join_request.ChatJoinRequest.answer_poll()*
- *aiogram.types.chat_join_request.ChatJoinRequest.answer_poll_pm()*
- *aiogram.types.chat_member_updated.ChatMemberUpdated.answer_poll()*

### sendVenue

Returns: `Message`

class aiogram.methods.send_venue.SendVenue(*, *chat_id: int | str*, *latitude: float*, *longitude: float*, *title: str*, *address: str*, *message_thread_id: int | None = None*, *foursquare_id: str | None = None*, *foursquare_type: str | None = None*, *google_place_id: str | None = None*, *google_place_type: str | None = None*, *disable_notification: bool | None = None*, *protect_content: bool | ~aiogram.client.default.Default | None = <Default('protect_content')>*, *reply_parameters: ~aiogram.types.reply_parameters.ReplyParameters | None = None*, *reply_markup: ~aiogram.types.inline_keyboard_markup.InlineKeyboardMarkup | ~aiogram.types.reply_keyboard_markup.ReplyKeyboardMarkup | ~aiogram.types.reply_keyboard_remove.ReplyKeyboardRemove | ~aiogram.types.force_reply.ForceReply | None = None*, *allow_sending_without_reply: bool | None = None*, *reply_to_message_id: int | None = None*, ***extra_data: ~typing.Any*)

Use this method to send information about a venue. On success, the sent *aiogram.types.message.Message* is returned.

Source: https://core.telegram.org/bots/api#sendvenue

`chat_id: int | str`

Unique identifier for the target chat or username of the target channel (in the format `@channelusername`)

`latitude: float`

Latitude of the venue

`longitude: float`

Longitude of the venue

`title: str`

Name of the venue

`address: str`

Address of the venue

`message_thread_id: int | None`

Unique identifier for the target message thread (topic) of the forum; for forum supergroups only

`foursquare_id: str | None`

Foursquare identifier of the venue

`foursquare_type: str | None`

Foursquare type of the venue, if known. (For example, „arts_entertainment/default“, „arts_entertainment/aquarium“ or „food/icecream“.)

`model_computed_fields: ClassVar[dict[str, ComputedFieldInfo]] = {}`

A dictionary of computed field names and their corresponding *ComputedFieldInfo* objects.

`google_place_id: str | None`

Google Places identifier of the venue

`google_place_type: str | None`

Google Places type of the venue. (See supported types.)

`disable_notification: bool | None`

Sends the message silently. Users will receive a notification with no sound.

`protect_content: bool | Default | None`

Protects the contents of the sent message from forwarding and saving

`reply_parameters: ReplyParameters | None`

Description of the message to reply to

`reply_markup: InlineKeyboardMarkup | ReplyKeyboardMarkup | ReplyKeyboardRemove | ForceReply | None`

Additional interface options. A JSON-serialized object for an inline keyboard, custom reply keyboard, instructions to remove reply keyboard or to force a reply from the user.

`allow_sending_without_reply: bool | None`

Pass `True` if the message should be sent even if the specified replied-to message is not found

Застаріло починаючи з версії API:7.0: https://core.telegram.org/bots/api-changelog#december-29-2023

`reply_to_message_id: int | None`

If the message is a reply, ID of the original message

Застаріло починаючи з версії API:7.0: https://core.telegram.org/bots/api-changelog#december-29-2023

### Usage

#### As bot method

```
result: Message = await bot.send_venue(...)
```

#### Method as object

Imports:

- `from aiogram.methods.send_venue import SendVenue`
- alias: `from aiogram.methods import SendVenue`

#### With specific bot

```
result: Message = await bot(SendVenue(...))
```

#### As reply into Webhook in handler

```
return SendVenue(...)
```

#### As shortcut from received object

- *aiogram.types.message.Message.answer_venue()*
- *aiogram.types.message.Message.reply_venue()*
- *aiogram.types.chat_join_request.ChatJoinRequest.answer_venue()*
- *aiogram.types.chat_join_request.ChatJoinRequest.answer_venue_pm()*
- *aiogram.types.chat_member_updated.ChatMemberUpdated.answer_venue()*

### sendVideo

Returns: `Message`

`class aiogram.methods.send_video.SendVideo(`*, chat_id: int | str, video: ~aiogram.types.input_file.InputFile | str, message_thread_id: int | None = None, duration: int | None = None, width: int | None = None, height: int | None = None, thumbnail: ~aiogram.types.input_file.InputFile | None = None, caption: str | None = None, parse_mode: str | ~aiogram.client.default.Default | None = <Default('parse_mode')>, caption_entities: ~typing.List[~aiogram.types.message_entity.MessageEntity] | None = None, has_spoiler: bool | None = None, supports_streaming: bool | None = None, disable_notification: bool | None = None, protect_content: bool | ~aiogram.client.default.Default | None = <Default('protect_content')>, reply_parameters: ~aiogram.types.reply_parameters.ReplyParameters | None = None, reply_markup: ~aiogram.types.inline_keyboard_markup.InlineKeyboardMarkup | ~aiogram.types.reply_keyboard_markup.ReplyKeyboardMarkup | ~aiogram.types.reply_keyboard_remove.ReplyKeyboardRemove | ~aiogram.types.force_reply.ForceReply | None = None, allow_sending_without_reply: bool | None = None, reply_to_message_id: int | None = None, **extra_data: ~typing.Any)`

Use this method to send video files, Telegram clients support MPEG4 videos (other formats may be sent as *aiogram.types.document.Document*). On success, the sent *aiogram.types.message.Message* is returned. Bots can currently send video files of up to 50 MB in size, this limit may be changed in the future.

Source: https://core.telegram.org/bots/api#sendvideo

`chat_id: int | str`

Unique identifier for the target chat or username of the target channel (in the format `@channelusername`)

`video: InputFile | str`

Video to send. Pass a file_id as String to send a video that exists on the Telegram servers (recommended), pass an HTTP URL as a String for Telegram to get a video from the Internet, or upload a new video using multipart/form-data. *More information on Sending Files »*

`message_thread_id: int | None`

Unique identifier for the target message thread (topic) of the forum; for forum supergroups only

`duration: int | None`

Duration of sent video in seconds

`width: int | None`

Video width

`height: int | None`

Video height

`thumbnail: InputFile | None`

Thumbnail of the file sent; can be ignored if thumbnail generation for the file is supported server-side. The thumbnail should be in JPEG format and less than 200 kB in size. A thumbnail's width and height should not exceed 320. Ignored if the file is not uploaded using multipart/form-data. Thumbnails can't be reused and can be only uploaded as a new file, so you can pass „attach://<file_attach_name>" if the thumbnail was uploaded using multipart/form-data under <file_attach_name>. *More information on Sending Files »*

`caption: str | None`

Video caption (may also be used when resending videos by *file_id*), 0-1024 characters after entities parsing

`parse_mode: str | Default | None`

Mode for parsing entities in the video caption. See formatting options for more details.

`model_computed_fields: ClassVar[dict[str, ComputedFieldInfo]] = {}`

A dictionary of computed field names and their corresponding *ComputedFieldInfo* objects.

`caption_entities: List[MessageEntity] | None`

A JSON-serialized list of special entities that appear in the caption, which can be specified instead of *parse_mode*

`has_spoiler: bool | None`

Pass `True` if the video needs to be covered with a spoiler animation

`supports_streaming: bool | None`

Pass `True` if the uploaded video is suitable for streaming

`disable_notification: bool | None`

Sends the message silently. Users will receive a notification with no sound.

`protect_content: bool | Default | None`

Protects the contents of the sent message from forwarding and saving

`reply_parameters: ReplyParameters | None`

Description of the message to reply to

`reply_markup: InlineKeyboardMarkup | ReplyKeyboardMarkup | ReplyKeyboardRemove | ForceReply | None`

Additional interface options. A JSON-serialized object for an inline keyboard, custom reply keyboard, instructions to remove reply keyboard or to force a reply from the user.

`allow_sending_without_reply: bool | None`

Pass `True` if the message should be sent even if the specified replied-to message is not found

Застаріло починаючи з версії API:7.0: https://core.telegram.org/bots/api-changelog#december-29-2023

`reply_to_message_id: int | None`

If the message is a reply, ID of the original message

Застаріло починаючи з версії API:7.0: https://core.telegram.org/bots/api-changelog#december-29-2023

### Usage

#### As bot method

```
result: Message = await bot.send_video(...)
```

#### Method as object

Imports:

- `from aiogram.methods.send_video import SendVideo`
- alias: `from aiogram.methods import SendVideo`

#### With specific bot

```
result: Message = await bot(SendVideo(...))
```

#### As reply into Webhook in handler

```
return SendVideo(...)
```

#### As shortcut from received object

- *aiogram.types.message.Message.answer_video()*
- *aiogram.types.message.Message.reply_video()*
- *aiogram.types.chat_join_request.ChatJoinRequest.answer_video()*
- *aiogram.types.chat_join_request.ChatJoinRequest.answer_video_pm()*
- *aiogram.types.chat_member_updated.ChatMemberUpdated.answer_video()*

### sendVideoNote

Returns: `Message`

`class aiogram.methods.send_video_note.SendVideoNote(*, chat_id: int | str, video_note: ~aiogram.types.input_file.InputFile | str, message_thread_id: int | None = None, duration: int | None = None, length: int | None = None, thumbnail: ~aiogram.types.input_file.InputFile | None = None, disable_notification: bool | None = None, protect_content: bool | ~aiogram.client.default.Default | None = <Default('protect_content')>, reply_parameters: ~aiogram.types.reply_parameters.ReplyParameters | None = None, reply_markup: ~aiogram.types.inline_keyboard_markup.InlineKeyboardMarkup | ~aiogram.types.reply_keyboard_markup.ReplyKeyboardMarkup | ~aiogram.types.reply_keyboard_remove.ReplyKeyboardRemove | ~aiogram.types.force_reply.ForceReply | None = None, allow_sending_without_reply: bool | None = None, reply_to_message_id: int | None = None, **extra_data: ~typing.Any)`

As of v.4.0, Telegram clients support rounded square MPEG4 videos of up to 1 minute long. Use this method to send video messages. On success, the sent *`aiogram.types.message.Message`* is returned.

Source: https://core.telegram.org/bots/api#sendvideonote

`chat_id: int | str`

Unique identifier for the target chat or username of the target channel (in the format `@channelusername`)

`video_note: InputFile | str`

Video note to send. Pass a file_id as String to send a video note that exists on the Telegram servers (recommended) or upload a new video using multipart/form-data. *More information on Sending Files »*. Sending video notes by a URL is currently unsupported

`message_thread_id: int | None`

Unique identifier for the target message thread (topic) of the forum; for forum supergroups only

`duration: int | None`

Duration of sent video in seconds

`length: int | None`

Video width and height, i.e. diameter of the video message

`thumbnail: InputFile | None`

Thumbnail of the file sent; can be ignored if thumbnail generation for the file is supported server-side. The thumbnail should be in JPEG format and less than 200 kB in size. A thumbnail's width and height should not exceed 320. Ignored if the file is not uploaded using multipart/form-data. Thumbnails can't be reused and can be only uploaded as a new file, so you can pass

„attach://<file_attach_name>“ if the thumbnail was uploaded using multipart/form-data under <file_attach_name>. *More information on Sending Files »*

`model_computed_fields: ClassVar[dict[str, ComputedFieldInfo]] = {}`

A dictionary of computed field names and their corresponding *ComputedFieldInfo* objects.

`disable_notification: bool | None`

Sends the message silently. Users will receive a notification with no sound.

`protect_content: bool | Default | None`

Protects the contents of the sent message from forwarding and saving

`reply_parameters: ReplyParameters | None`

Description of the message to reply to

`reply_markup: InlineKeyboardMarkup | ReplyKeyboardMarkup | ReplyKeyboardRemove | ForceReply | None`

Additional interface options. A JSON-serialized object for an inline keyboard, custom reply keyboard, instructions to remove reply keyboard or to force a reply from the user.

`allow_sending_without_reply: bool | None`

Pass `True` if the message should be sent even if the specified replied-to message is not found

Застаріло починаючи з версії API:7.0: https://core.telegram.org/bots/api-changelog#december-29-2023

`reply_to_message_id: int | None`

If the message is a reply, ID of the original message

Застаріло починаючи з версії API:7.0: https://core.telegram.org/bots/api-changelog#december-29-2023

### Usage

#### As bot method

```
result: Message = await bot.send_video_note(...)
```

#### Method as object

Imports:

- `from aiogram.methods.send_video_note import SendVideoNote`
- alias: `from aiogram.methods import SendVideoNote`

#### With specific bot

```
result: Message = await bot(SendVideoNote(...))
```

#### As reply into Webhook in handler

```
return SendVideoNote(...)
```

#### As shortcut from received object

- *aiogram.types.message.Message.answer_video_note()*
- *aiogram.types.message.Message.reply_video_note()*
- *aiogram.types.chat_join_request.ChatJoinRequest.answer_video_note()*
- *aiogram.types.chat_join_request.ChatJoinRequest.answer_video_note_pm()*
- *aiogram.types.chat_member_updated.ChatMemberUpdated.answer_video_note()*

### sendVoice

Returns: `Message`

`class aiogram.methods.send_voice.SendVoice(`*, chat_id: int | str, voice: ~aiogram.types.input_file.InputFile | str, message_thread_id: int | None = None, caption: str | None = None, parse_mode: str | ~aiogram.client.default.Default | None = <Default('parse_mode')>, caption_entities: ~typing.List[~aiogram.types.message_entity.MessageEntity] | None = None, duration: int | None = None, disable_notification: bool | None = None, protect_content: bool | ~aiogram.client.default.Default | None = <Default('protect_content')>, reply_parameters: ~aiogram.types.reply_parameters.ReplyParameters | None = None, reply_markup: ~aiogram.types.inline_keyboard_markup.InlineKeyboardMarkup | ~aiogram.types.reply_keyboard_markup.ReplyKeyboardMarkup | ~aiogram.types.reply_keyboard_remove.ReplyKeyboardRemove | ~aiogram.types.force_reply.ForceReply | None = None, allow_sending_without_reply: bool | None = None, reply_to_message_id: int | None = None, **extra_data: ~typing.Any)`

Use this method to send audio files, if you want Telegram clients to display the file as a playable voice message. For this to work, your audio must be in an .OGG file encoded with OPUS (other formats may be sent as *aiogram.types.audio.Audio* or *aiogram.types.document.Document*). On success,

the sent *aiogram.types.message.Message* is returned. Bots can currently send voice messages of up to 50 MB in size, this limit may be changed in the future.

Source: https://core.telegram.org/bots/api#sendvoice

`chat_id: int | str`

Unique identifier for the target chat or username of the target channel (in the format `@channelusername`)

`voice: InputFile | str`

Audio file to send. Pass a file_id as String to send a file that exists on the Telegram servers (recommended), pass an HTTP URL as a String for Telegram to get a file from the Internet, or upload a new one using multipart/form-data. *More information on Sending Files »*

`message_thread_id: int | None`

Unique identifier for the target message thread (topic) of the forum; for forum supergroups only

`caption: str | None`

Voice message caption, 0-1024 characters after entities parsing

`parse_mode: str | Default | None`

Mode for parsing entities in the voice message caption. See formatting options for more details.

`caption_entities: List[MessageEntity] | None`

A JSON-serialized list of special entities that appear in the caption, which can be specified instead of *parse_mode*

`duration: int | None`

Duration of the voice message in seconds

`model_computed_fields: ClassVar[dict[str, ComputedFieldInfo]] = {}`

A dictionary of computed field names and their corresponding *ComputedFieldInfo* objects.

`disable_notification: bool | None`

Sends the message silently. Users will receive a notification with no sound.

`protect_content: bool | Default | None`

Protects the contents of the sent message from forwarding and saving

`reply_parameters: ReplyParameters | None`

Description of the message to reply to

`reply_markup: InlineKeyboardMarkup | ReplyKeyboardMarkup | ReplyKeyboardRemove | ForceReply | None`

Additional interface options. A JSON-serialized object for an inline keyboard, custom reply keyboard, instructions to remove reply keyboard or to force a reply from the user.

`allow_sending_without_reply: bool | None`

Pass `True` if the message should be sent even if the specified replied-to message is not found

Застаріло починаючи з версії API:7.0: https://core.telegram.org/bots/api-changelog#december-29-2023

`reply_to_message_id: int | None`

If the message is a reply, ID of the original message

Застаріло починаючи з версії API:7.0: https://core.telegram.org/bots/api-changelog#december-29-2023

#### Usage

#### As bot method

```
result: Message = await bot.send_voice(...)
```

#### Method as object

Imports:

- `from aiogram.methods.send_voice import SendVoice`
- alias: `from aiogram.methods import SendVoice`

#### With specific bot

```
result: Message = await bot(SendVoice(...))
```

#### As reply into Webhook in handler

```
return SendVoice(...)
```

#### As shortcut from received object

- *aiogram.types.message.Message.answer_voice()*
- *aiogram.types.message.Message.reply_voice()*
- *aiogram.types.chat_join_request.ChatJoinRequest.answer_voice()*
- *aiogram.types.chat_join_request.ChatJoinRequest.answer_voice_pm()*
- *aiogram.types.chat_member_updated.ChatMemberUpdated.answer_voice()*

### setChatAdministratorCustomTitle

Returns: `bool`

`class aiogram.methods.set_chat_administrator_custom_title.SetChatAdministratorCustomTitle(`**, chat_id: int | str, user_id: int, custom_title: str, **extra_data: Any*`)`

Use this method to set a custom title for an administrator in a supergroup promoted by the bot. Returns `True` on success.

Source: https://core.telegram.org/bots/api#setchatadministratorcustomtitle

`chat_id: int | str`

Unique identifier for the target chat or username of the target supergroup (in the format `@supergroupusername`)

`user_id: int`

Unique identifier of the target user

`model_computed_fields: ClassVar[dict[str, ComputedFieldInfo]] = {}`

A dictionary of computed field names and their corresponding *ComputedFieldInfo* objects.

`custom_title: str`

New custom title for the administrator; 0-16 characters, emoji are not allowed

### Usage

#### As bot method

```
result: bool = await bot.set_chat_administrator_custom_title(...)
```

#### Method as object

Imports:

- `from aiogram.methods.set_chat_administrator_custom_title import SetChatAdministratorCustomTitle`
- alias: `from aiogram.methods import SetChatAdministratorCustomTitle`

#### With specific bot

```
result: bool = await bot(SetChatAdministratorCustomTitle(...))
```

#### As reply into Webhook in handler

```
return SetChatAdministratorCustomTitle(...)
```

#### As shortcut from received object

- *aiogram.types.chat.Chat.set_administrator_custom_title()*

### setChatDescription

Returns: `bool`

`class aiogram.methods.set_chat_description.SetChatDescription(*, chat_id: int | str, description: str | None = None, **extra_data: Any)`

Use this method to change the description of a group, a supergroup or a channel. The bot must be an administrator in the chat for this to work and must have the appropriate administrator rights. Returns `True` on success.

Source: https://core.telegram.org/bots/api#setchatdescription

`chat_id: int | str`

Unique identifier for the target chat or username of the target channel (in the format `@channelusername`)

`model_computed_fields: ClassVar[dict[str, ComputedFieldInfo]] = {}`

A dictionary of computed field names and their corresponding *ComputedFieldInfo* objects.

`description: str | None`

New chat description, 0-255 characters

#### Usage

#### As bot method

```
result: bool = await bot.set_chat_description(...)
```

#### Method as object

Imports:

- `from aiogram.methods.set_chat_description import SetChatDescription`
- alias: `from aiogram.methods import SetChatDescription`

#### With specific bot

```
result: bool = await bot(SetChatDescription(...))
```

#### As reply into Webhook in handler

```
return SetChatDescription(...)
```

#### As shortcut from received object

- *aiogram.types.chat.Chat.set_description()*

### setChatMenuButton

Returns: `bool`

`class aiogram.methods.set_chat_menu_button.SetChatMenuButton(*, chat_id: int | None = None, menu_button: MenuButtonCommands | MenuButtonWebApp | MenuButtonDefault | None = None, **extra_data: Any)`

Use this method to change the bot's menu button in a private chat, or the default menu button. Returns `True` on success.

Source: https://core.telegram.org/bots/api#setchatmenubutton

`chat_id: int | None`

Unique identifier for the target private chat. If not specified, default bot's menu button will be changed

`model_computed_fields: ClassVar[dict[str, ComputedFieldInfo]] = {}`

A dictionary of computed field names and their corresponding *ComputedFieldInfo* objects.

`menu_button: MenuButtonCommands | MenuButtonWebApp | MenuButtonDefault | None`

A JSON-serialized object for the bot's new menu button. Defaults to *aiogram.types.menu_button_default.MenuButtonDefault*

#### Usage

#### As bot method

```
result: bool = await bot.set_chat_menu_button(...)
```

#### Method as object

Imports:

- `from aiogram.methods.set_chat_menu_button import SetChatMenuButton`
- alias: `from aiogram.methods import SetChatMenuButton`

#### With specific bot

```
result: bool = await bot(SetChatMenuButton(...))
```

#### As reply into Webhook in handler

```
return SetChatMenuButton(...)
```

### setChatPermissions

Returns: `bool`

`class aiogram.methods.set_chat_permissions.SetChatPermissions(*, chat_id: int | str, permissions: ChatPermissions, use_independent_chat_permissions: bool | None = None, **extra_data: Any)`

Use this method to set default chat permissions for all members. The bot must be an administrator in the group or a supergroup for this to work and must have the *can_restrict_members* administrator rights. Returns `True` on success.

Source: https://core.telegram.org/bots/api#setchatpermissions

`chat_id: int | str`

Unique identifier for the target chat or username of the target supergroup (in the format `@supergroupusername`)

`permissions: ChatPermissions`

A JSON-serialized object for new default chat permissions

`model_computed_fields: ClassVar[dict[str, ComputedFieldInfo]] = {}`

A dictionary of computed field names and their corresponding *ComputedFieldInfo* objects.

`use_independent_chat_permissions: bool | None`

Pass `True` if chat permissions are set independently. Otherwise, the *can_send_other_messages* and *can_add_web_page_previews* permissions will imply the *can_send_messages*, *can_send_audios*, *can_send_documents*, *can_send_photos*, *can_send_videos*, *can_send_video_notes*, and *can_send_voice_notes* permissions; the *can_send_polls* permission will imply the *can_send_messages* permission.

#### Usage

#### As bot method

```
result: bool = await bot.set_chat_permissions(...)
```

### Method as object

Imports:

- `from aiogram.methods.set_chat_permissions import SetChatPermissions`
- alias: `from aiogram.methods import SetChatPermissions`

### With specific bot

```
result: bool = await bot(SetChatPermissions(...))
```

### As reply into Webhook in handler

```
return SetChatPermissions(...)
```

### As shortcut from received object

- *aiogram.types.chat.Chat.set_permissions()*

### setChatPhoto

Returns: `bool`

`class aiogram.methods.set_chat_photo.SetChatPhoto(*, chat_id: int | str, photo: InputFile, **extra_data: Any)`

Use this method to set a new profile photo for the chat. Photos can't be changed for private chats. The bot must be an administrator in the chat for this to work and must have the appropriate administrator rights. Returns `True` on success.

Source: https://core.telegram.org/bots/api#setchatphoto

`chat_id: int | str`

Unique identifier for the target chat or username of the target channel (in the format `@channelusername`)

`model_computed_fields: ClassVar[dict[str, ComputedFieldInfo]] = {}`

A dictionary of computed field names and their corresponding *ComputedFieldInfo* objects.

`photo: InputFile`

New chat photo, uploaded using multipart/form-data

#### Usage

#### As bot method

```
result: bool = await bot.set_chat_photo(...)
```

#### Method as object

Imports:

- `from aiogram.methods.set_chat_photo import SetChatPhoto`
- alias: `from aiogram.methods import SetChatPhoto`

#### With specific bot

```
result: bool = await bot(SetChatPhoto(...))
```

#### As shortcut from received object

- *aiogram.types.chat.Chat.set_photo()*

### setChatStickerSet

Returns: `bool`

`class aiogram.methods.set_chat_sticker_set.SetChatStickerSet(`**, chat_id: int | str, sticker_set_name: str, **extra_data: Any*`)`

Use this method to set a new group sticker set for a supergroup. The bot must be an administrator in the chat for this to work and must have the appropriate administrator rights. Use the field *can_set_sticker_set* optionally returned in *aiogram.methods.get_chat.GetChat* requests to check if the bot can use this method. Returns `True` on success.

Source: https://core.telegram.org/bots/api#setchatstickerset

`chat_id: int | str`

Unique identifier for the target chat or username of the target supergroup (in the format `@supergroupusername`)

`model_computed_fields: ClassVar[dict[str, ComputedFieldInfo]] = {}`

A dictionary of computed field names and their corresponding *ComputedFieldInfo* objects.

`sticker_set_name: str`

Name of the sticker set to be set as the group sticker set

### Usage

#### As bot method

```
result: bool = await bot.set_chat_sticker_set(...)
```

#### Method as object

Imports:

- `from aiogram.methods.set_chat_sticker_set import SetChatStickerSet`
- alias: `from aiogram.methods import SetChatStickerSet`

#### With specific bot

```
result: bool = await bot(SetChatStickerSet(...))
```

#### As reply into Webhook in handler

```
return SetChatStickerSet(...)
```

#### As shortcut from received object

- *aiogram.types.chat.Chat.set_sticker_set()*

### setChatTitle

Returns: `bool`

`class aiogram.methods.set_chat_title.SetChatTitle(*, chat_id: int | str, title: str, **extra_data: Any)`

Use this method to change the title of a chat. Titles can't be changed for private chats. The bot must be an administrator in the chat for this to work and must have the appropriate administrator rights. Returns `True` on success.

Source: https://core.telegram.org/bots/api#setchattitle

`chat_id: int | str`

Unique identifier for the target chat or username of the target channel (in the format `@channelusername`)

`model_computed_fields: ClassVar[dict[str, ComputedFieldInfo]] = {}`

A dictionary of computed field names and their corresponding *ComputedFieldInfo* objects.

`title: str`

New chat title, 1-128 characters

#### Usage

#### As bot method

```
result: bool = await bot.set_chat_title(...)
```

#### Method as object

Imports:

- `from aiogram.methods.set_chat_title import SetChatTitle`
- alias: `from aiogram.methods import SetChatTitle`

#### With specific bot

```
result: bool = await bot(SetChatTitle(...))
```

#### As reply into Webhook in handler

```
return SetChatTitle(...)
```

#### As shortcut from received object

- *aiogram.types.chat.Chat.set_title()*

### setMessageReaction

Returns: `bool`

`class aiogram.methods.set_message_reaction.SetMessageReaction(`*, *chat_id: int | str*, *message_id: int*, *reaction: List[ReactionTypeEmoji | ReactionTypeCustomEmoji] | None = None*, *is_big: bool | None = None*, ***extra_data: Any*`)`

Use this method to change the chosen reactions on a message. Service messages can't be reacted to. Automatically forwarded messages from a channel to its discussion group have the same available reactions as messages in the channel. Returns `True` on success.

Source: https://core.telegram.org/bots/api#setmessagereaction

`chat_id: int | str`

Unique identifier for the target chat or username of the target channel (in the format `@channelusername`)

`message_id: int`

Identifier of the target message. If the message belongs to a media group, the reaction is set to the first non-deleted message in the group instead.

`model_computed_fields: ClassVar[dict[str, ComputedFieldInfo]] = {}`

A dictionary of computed field names and their corresponding *ComputedFieldInfo* objects.

`reaction: List[ReactionTypeEmoji | ReactionTypeCustomEmoji] | None`

New list of reaction types to set on the message. Currently, as non-premium users, bots can set up to one reaction per message. A custom emoji reaction can be used if it is either already present on the message or explicitly allowed by chat administrators.

`is_big: bool | None`

Pass `True` to set the reaction with a big animation

### Usage

#### As bot method

```
result: bool = await bot.set_message_reaction(...)
```

#### Method as object

Imports:

- `from aiogram.methods.set_message_reaction import SetMessageReaction`
- alias: `from aiogram.methods import SetMessageReaction`

#### With specific bot

```
result: bool = await bot(SetMessageReaction(...))
```

#### As reply into Webhook in handler

```
return SetMessageReaction(...)
```

#### As shortcut from received object

- *aiogram.types.message.Message.react()*

### setMyCommands

Returns: `bool`

`class aiogram.methods.set_my_commands.SetMyCommands(*, commands: List[BotCommand], scope: BotCommandScopeDefault | BotCommandScopeAllPrivateChats | BotCommandScopeAllGroupChats | BotCommandScopeAllChatAdministrators | BotCommandScopeChat | BotCommandScopeChatAdministrators | BotCommandScopeChatMember | None = None, language_code: str | None = None, **extra_data: Any)`

Use this method to change the list of the bot's commands. See this manual for more details about bot commands. Returns `True` on success.

Source: https://core.telegram.org/bots/api#setmycommands

`commands: List[BotCommand]`

A JSON-serialized list of bot commands to be set as the list of the bot's commands. At most 100 commands can be specified.

`scope: BotCommandScopeDefault | BotCommandScopeAllPrivateChats | BotCommandScopeAllGroupChats | BotCommandScopeAllChatAdministrators | BotCommandScopeChat | BotCommandScopeChatAdministrators | BotCommandScopeChatMember | None`

A JSON-serialized object, describing scope of users for which the commands are relevant. Defaults to *aiogram.types.bot_command_scope_default.BotCommandScopeDefault*.

`model_computed_fields: ClassVar[dict[str, ComputedFieldInfo]] = {}`

A dictionary of computed field names and their corresponding *ComputedFieldInfo* objects.

`language_code: str | None`

A two-letter ISO 639-1 language code. If empty, commands will be applied to all users from the given scope, for whose language there are no dedicated commands

### Usage

### As bot method

```
result: bool = await bot.set_my_commands(...)
```

### Method as object

Imports:

- `from aiogram.methods.set_my_commands import SetMyCommands`
- alias: `from aiogram.methods import SetMyCommands`

#### With specific bot

```
result: bool = await bot(SetMyCommands(...))
```

#### As reply into Webhook in handler

```
return SetMyCommands(...)
```

### setMyDefaultAdministratorRights

Returns: `bool`

`class aiogram.methods.set_my_default_administrator_rights.SetMyDefaultAdministratorRights(*, rights: ChatAdministratorRights | None = None, for_channels: bool | None = None, **extra_data: Any)`

Use this method to change the default administrator rights requested by the bot when it's added as an administrator to groups or channels. These rights will be suggested to users, but they are free to modify the list before adding the bot. Returns `True` on success.

Source: https://core.telegram.org/bots/api#setmydefaultadministratorrights

`rights: ChatAdministratorRights | None`

A JSON-serialized object describing new default administrator rights. If not specified, the default administrator rights will be cleared.

`model_computed_fields: ClassVar[dict[str, ComputedFieldInfo]] = {}`

A dictionary of computed field names and their corresponding *ComputedFieldInfo* objects.

`for_channels: bool | None`

Pass `True` to change the default administrator rights of the bot in channels. Otherwise, the default administrator rights of the bot for groups and supergroups will be changed.

#### Usage

#### As bot method

```
result: bool = await bot.set_my_default_administrator_rights(...)
```

#### Method as object

Imports:

- `from aiogram.methods.set_my_default_administrator_rights import SetMyDefaultAdministratorRights`
- alias: `from aiogram.methods import SetMyDefaultAdministratorRights`

#### With specific bot

```
result: bool = await bot(SetMyDefaultAdministratorRights(...))
```

#### As reply into Webhook in handler

```
return SetMyDefaultAdministratorRights(...)
```

### setMyDescription

Returns: `bool`

`class aiogram.methods.set_my_description.SetMyDescription(*, description: str | None = None, language_code: str | None = None, **extra_data: Any)`

Use this method to change the bot's description, which is shown in the chat with the bot if the chat is empty. Returns `True` on success.

Source: https://core.telegram.org/bots/api#setmydescription

`description: str | None`

New bot description; 0-512 characters. Pass an empty string to remove the dedicated description for the given language.

`model_computed_fields: ClassVar[dict[str, ComputedFieldInfo]] = {}`

A dictionary of computed field names and their corresponding *ComputedFieldInfo* objects.

`language_code: str | None`

A two-letter ISO 639-1 language code. If empty, the description will be applied to all users for whose language there is no dedicated description.

### Usage

#### As bot method

```
result: bool = await bot.set_my_description(...)
```

#### Method as object

Imports:

- `from aiogram.methods.set_my_description import SetMyDescription`
- alias: `from aiogram.methods import SetMyDescription`

#### With specific bot

```
result: bool = await bot(SetMyDescription(...))
```

#### As reply into Webhook in handler

```
return SetMyDescription(...)
```

### setMyName

Returns: `bool`

`class aiogram.methods.set_my_name.SetMyName(*, name: str | None = None, language_code: str | None = None, **extra_data: Any)`

Use this method to change the bot's name. Returns `True` on success.

Source: https://core.telegram.org/bots/api#setmyname

`name: str | None`

New bot name; 0-64 characters. Pass an empty string to remove the dedicated name for the given language.

`model_computed_fields: ClassVar[dict[str, ComputedFieldInfo]] = {}`

A dictionary of computed field names and their corresponding *ComputedFieldInfo* objects.

`language_code: str | None`

A two-letter ISO 639-1 language code. If empty, the name will be shown to all users for whose language there is no dedicated name.

#### Usage

#### As bot method

```
result: bool = await bot.set_my_name(...)
```

#### Method as object

Imports:

- `from aiogram.methods.set_my_name import SetMyName`
- alias: `from aiogram.methods import SetMyName`

#### With specific bot

```
result: bool = await bot(SetMyName(...))
```

#### As reply into Webhook in handler

```
return SetMyName(...)
```

### setMyShortDescription

Returns: `bool`

`class aiogram.methods.set_my_short_description.SetMyShortDescription(*, short_description: str | None = None, language_code: str | None = None, **extra_data: Any)`

Use this method to change the bot's short description, which is shown on the bot's profile page and is sent together with the link when users share the bot. Returns `True` on success.

Source: https://core.telegram.org/bots/api#setmyshortdescription

`short_description: str | None`

New short description for the bot; 0-120 characters. Pass an empty string to remove the dedicated short description for the given language.

`model_computed_fields: ClassVar[dict[str, ComputedFieldInfo]] = {}`

A dictionary of computed field names and their corresponding *ComputedFieldInfo* objects.

`language_code: str | None`

A two-letter ISO 639-1 language code. If empty, the short description will be applied to all users for whose language there is no dedicated short description.

### Usage

#### As bot method

```
result: bool = await bot.set_my_short_description(...)
```

#### Method as object

Imports:

- `from aiogram.methods.set_my_short_description import SetMyShortDescription`
- alias: `from aiogram.methods import SetMyShortDescription`

#### With specific bot

```
result: bool = await bot(SetMyShortDescription(...))
```

#### As reply into Webhook in handler

```
return SetMyShortDescription(...)
```

### unbanChatMember

Returns: `bool`

`class aiogram.methods.unban_chat_member.UnbanChatMember(*, chat_id: int | str, user_id: int, only_if_banned: bool | None = None, **extra_data: Any)`

Use this method to unban a previously banned user in a supergroup or channel. The user will **not** return to the group or channel automatically, but will be able to join via link, etc. The bot must be an administrator for this to work. By default, this method guarantees that after the call the user is not a member of the chat, but will be able to join it. So if the user is a member of the chat they will also be **removed** from the chat. If you don't want this, use the parameter *only_if_banned*. Returns `True` on success.

Source: https://core.telegram.org/bots/api#unbanchatmember

`chat_id: int | str`

Unique identifier for the target group or username of the target supergroup or channel (in the format `@channelusername`)

`user_id: int`

Unique identifier of the target user

`model_computed_fields: ClassVar[dict[str, ComputedFieldInfo]] = {}`

A dictionary of computed field names and their corresponding *ComputedFieldInfo* objects.

`only_if_banned: bool | None`

Do nothing if the user is not banned

### Usage

#### As bot method

```
result: bool = await bot.unban_chat_member(...)
```

#### Method as object

Imports:

- `from aiogram.methods.unban_chat_member import UnbanChatMember`
- alias: `from aiogram.methods import UnbanChatMember`

#### With specific bot

```
result: bool = await bot(UnbanChatMember(...))
```

#### As reply into Webhook in handler

```
return UnbanChatMember(...)
```

#### As shortcut from received object

- *aiogram.types.chat.Chat.unban()*

### unbanChatSenderChat

Returns: `bool`

`class aiogram.methods.unban_chat_sender_chat.UnbanChatSenderChat(`**, chat_id: int | str, sender_chat_id: int, **extra_data: Any*`)`

Use this method to unban a previously banned channel chat in a supergroup or channel. The bot must be an administrator for this to work and must have the appropriate administrator rights. Returns `True` on success.

Source: https://core.telegram.org/bots/api#unbanchatsenderchat

`chat_id: int | str`

Unique identifier for the target chat or username of the target channel (in the format `@channelusername`)

`model_computed_fields: ClassVar[dict[str, ComputedFieldInfo]] = {}`

A dictionary of computed field names and their corresponding *ComputedFieldInfo* objects.

`sender_chat_id: int`

Unique identifier of the target sender chat

#### Usage

#### As bot method

```
result: bool = await bot.unban_chat_sender_chat(...)
```

#### Method as object

Imports:

- `from aiogram.methods.unban_chat_sender_chat import UnbanChatSenderChat`
- alias: `from aiogram.methods import UnbanChatSenderChat`

#### With specific bot

```
result: bool = await bot(UnbanChatSenderChat(...))
```

#### As reply into Webhook in handler

```
return UnbanChatSenderChat(...)
```

#### As shortcut from received object

- *aiogram.types.chat.Chat.unban_sender_chat()*

### unhideGeneralForumTopic

Returns: `bool`

`class aiogram.methods.unhide_general_forum_topic.UnhideGeneralForumTopic(*, chat_id: int | str, **extra_data: Any)`

Use this method to unhide the „General“ topic in a forum supergroup chat. The bot must be an administrator in the chat for this to work and must have the *can_manage_topics* administrator rights. Returns `True` on success.

Source: https://core.telegram.org/bots/api#unhidegeneralforumtopic

`chat_id: int | str`

Unique identifier for the target chat or username of the target supergroup (in the format `@supergroupusername`)

`model_computed_fields: ClassVar[dict[str, ComputedFieldInfo]] = {}`

A dictionary of computed field names and their corresponding *ComputedFieldInfo* objects.

### Usage

#### As bot method

```
result: bool = await bot.unhide_general_forum_topic(...)
```

#### Method as object

Imports:

- `from aiogram.methods.unhide_general_forum_topic import UnhideGeneralForumTopic`
- alias: `from aiogram.methods import UnhideGeneralForumTopic`

#### With specific bot

```
result: bool = await bot(UnhideGeneralForumTopic(...))
```

#### As reply into Webhook in handler

```
return UnhideGeneralForumTopic(...)
```

### unpinAllChatMessages

Returns: `bool`

`class aiogram.methods.unpin_all_chat_messages.UnpinAllChatMessages(*, chat_id: int | str, **extra_data: Any)`

Use this method to clear the list of pinned messages in a chat. If the chat is not a private chat, the bot must be an administrator in the chat for this to work and must have the „can_pin_messages“ administrator right in a supergroup or „can_edit_messages“ administrator right in a channel. Returns `True` on success.

Source: https://core.telegram.org/bots/api#unpinallchatmessages

`chat_id: int | str`

Unique identifier for the target chat or username of the target channel (in the format `@channelusername`)

`model_computed_fields: ClassVar[dict[str, ComputedFieldInfo]] = {}`

A dictionary of computed field names and their corresponding *ComputedFieldInfo* objects.

### Usage

#### As bot method

```
result: bool = await bot.unpin_all_chat_messages(...)
```

#### Method as object

Imports:

- `from aiogram.methods.unpin_all_chat_messages import UnpinAllChatMessages`
- alias: `from aiogram.methods import UnpinAllChatMessages`

#### With specific bot

```
result: bool = await bot(UnpinAllChatMessages(...))
```

#### As reply into Webhook in handler

```
return UnpinAllChatMessages(...)
```

#### As shortcut from received object

- *aiogram.types.chat.Chat.unpin_all_messages()*

### unpinAllForumTopicMessages

Returns: `bool`

`class aiogram.methods.unpin_all_forum_topic_messages.UnpinAllForumTopicMessages(*, chat_id: int | str, message_thread_id: int, **extra_data: Any)`

Use this method to clear the list of pinned messages in a forum topic. The bot must be an administrator in the chat for this to work and must have the *can_pin_messages* administrator right in the supergroup. Returns `True` on success.

Source: https://core.telegram.org/bots/api#unpinallforumtopicmessages

`chat_id: int | str`

Unique identifier for the target chat or username of the target supergroup (in the format `@supergroupusername`)

`model_computed_fields: ClassVar[dict[str, ComputedFieldInfo]] = {}`

A dictionary of computed field names and their corresponding *ComputedFieldInfo* objects.

`message_thread_id: int`

Unique identifier for the target message thread of the forum topic

### Usage

#### As bot method

```
result: bool = await bot.unpin_all_forum_topic_messages(...)
```

#### Method as object

Imports:

- `from aiogram.methods.unpin_all_forum_topic_messages import UnpinAllForumTopicMessages`
- alias: `from aiogram.methods import UnpinAllForumTopicMessages`

#### With specific bot

```
result: bool = await bot(UnpinAllForumTopicMessages(...))
```

#### As reply into Webhook in handler

```
return UnpinAllForumTopicMessages(...)
```

### unpinAllGeneralForumTopicMessages

Returns: `bool`

`class aiogram.methods.unpin_all_general_forum_topic_messages.UnpinAllGeneralForumTopicMessages(*, chat_id: int | str, **extra_d Any)`

Use this method to clear the list of pinned messages in a General forum topic. The bot must be an administrator in the chat for this to work and must have the *can_pin_messages* administrator right in the supergroup. Returns `True` on success.

Source: https://core.telegram.org/bots/api#unpinallgeneralforumtopicmessages

`chat_id: int | str`

Unique identifier for the target chat or username of the target supergroup (in the format `@supergroupusername`)

`model_computed_fields: ClassVar[dict[str, ComputedFieldInfo]] = {}`

A dictionary of computed field names and their corresponding *ComputedFieldInfo* objects.

### Usage

#### As bot method

```
result: bool = await bot.unpin_all_general_forum_topic_messages(...)
```

#### Method as object

Imports:

- `from aiogram.methods.unpin_all_general_forum_topic_messages import UnpinAllGeneralForumTopicMessages`
- alias: `from aiogram.methods import UnpinAllGeneralForumTopicMessages`

#### With specific bot

```
result: bool = await bot(UnpinAllGeneralForumTopicMessages(...))
```

#### As reply into Webhook in handler

```
return UnpinAllGeneralForumTopicMessages(...)
```

#### As shortcut from received object

- *aiogram.types.chat.Chat.unpin_all_general_forum_topic_messages()*

### unpinChatMessage

Returns: `bool`

`class aiogram.methods.unpin_chat_message.UnpinChatMessage(*, chat_id: int | str, message_id: int | None = None, **extra_data: Any)`

Use this method to remove a message from the list of pinned messages in a chat. If the chat is not a private chat, the bot must be an administrator in the chat for this to work and must have the „can_pin_messages“ administrator right in a supergroup or „can_edit_messages“ administrator right in a channel. Returns `True` on success.

Source: https://core.telegram.org/bots/api#unpinchatmessage

`chat_id: int | str`

Unique identifier for the target chat or username of the target channel (in the format `@channelusername`)

`model_computed_fields: ClassVar[dict[str, ComputedFieldInfo]] = {}`

A dictionary of computed field names and their corresponding *ComputedFieldInfo* objects.

`message_id: int | None`

Identifier of a message to unpin. If not specified, the most recent pinned message (by sending date) will be unpinned.

### Usage

#### As bot method

```
result: bool = await bot.unpin_chat_message(...)
```

#### Method as object

Imports:

- `from aiogram.methods.unpin_chat_message import UnpinChatMessage`
- alias: `from aiogram.methods import UnpinChatMessage`

#### With specific bot

```
result: bool = await bot(UnpinChatMessage(...))
```

#### As reply into Webhook in handler

```
return UnpinChatMessage(...)
```

#### As shortcut from received object

- *aiogram.types.chat.Chat.unpin_message()*
- *aiogram.types.message.Message.unpin()*

### Updating messages

#### deleteMessage

Returns: `bool`

`class aiogram.methods.delete_message.DeleteMessage(`**, chat_id: int | str, message_id: int, **extra_data: Any*`)`

Use this method to delete a message, including service messages, with the following limitations:

- A message can only be deleted if it was sent less than 48 hours ago.
- Service messages about a supergroup, channel, or forum topic creation can't be deleted.
- A dice message in a private chat can only be deleted if it was sent more than 24 hours ago.
- Bots can delete outgoing messages in private chats, groups, and supergroups.

- Bots can delete incoming messages in private chats.
- Bots granted *can_post_messages* permissions can delete outgoing messages in channels.
- If the bot is an administrator of a group, it can delete any message there.
- If the bot has *can_delete_messages* permission in a supergroup or a channel, it can delete any message there.

Returns `True` on success.

Source: https://core.telegram.org/bots/api#deletemessage

`chat_id: int | str`

Unique identifier for the target chat or username of the target channel (in the format `@channelusername`)

`model_computed_fields: ClassVar[dict[str, ComputedFieldInfo]] = {}`

A dictionary of computed field names and their corresponding *ComputedFieldInfo* objects.

`message_id: int`

Identifier of the message to delete

### Usage

#### As bot method

```
result: bool = await bot.delete_message(...)
```

#### Method as object

Imports:

- `from aiogram.methods.delete_message import DeleteMessage`
- alias: `from aiogram.methods import DeleteMessage`

#### With specific bot

```
result: bool = await bot(DeleteMessage(...))
```

#### As reply into Webhook in handler

```
return DeleteMessage(...)
```

### As shortcut from received object

- *aiogram.types.chat.Chat.delete_message()*
- *aiogram.types.message.Message.delete()*

### deleteMessages

Returns: `bool`

`class aiogram.methods.delete_messages.DeleteMessages(*, chat_id: int | str, message_ids: List[int], **extra_data: Any)`

Use this method to delete multiple messages simultaneously. If some of the specified messages can't be found, they are skipped. Returns `True` on success.

Source: https://core.telegram.org/bots/api#deletemessages

`chat_id: int | str`

Unique identifier for the target chat or username of the target channel (in the format `@channelusername`)

`model_computed_fields: ClassVar[dict[str, ComputedFieldInfo]] = {}`

A dictionary of computed field names and their corresponding *ComputedFieldInfo* objects.

`message_ids: List[int]`

Identifiers of 1-100 messages to delete. See *aiogram.methods.delete_message.DeleteMessage* for limitations on which messages can be deleted

### Usage

### As bot method

```
result: bool = await bot.delete_messages(...)
```

### Method as object

Imports:

- `from aiogram.methods.delete_messages import DeleteMessages`
- alias: `from aiogram.methods import DeleteMessages`

### With specific bot

```
result: bool = await bot(DeleteMessages(...))
```

#### As reply into Webhook in handler

```
return DeleteMessages(...)
```

### editMessageCaption

Returns: `Union[Message, bool]`

`class aiogram.methods.edit_message_caption.EditMessageCaption(*, chat_id: int | str | None = None, message_id: int | None = None, inline_message_id: str | None = None, caption: str | None = None, parse_mode: str | ~aiogram.client.default.Default | None = <Default('parse_mode')>, caption_entities: ~typing.List[~aiogram.types.message_entity.MessageEn | None = None, reply_markup: ~aiogram.types.inline_keyboard_markup.InlineKeybo | None = None, **extra_data: ~typing.Any)`

Use this method to edit captions of messages. On success, if the edited message is not an inline message, the edited *aiogram.types.message.Message* is returned, otherwise `True` is returned.

Source: https://core.telegram.org/bots/api#editmessagecaption

`chat_id: int | str | None`

Required if *inline_message_id* is not specified. Unique identifier for the target chat or username of the target channel (in the format `@channelusername`)

`message_id: int | None`

Required if *inline_message_id* is not specified. Identifier of the message to edit

`inline_message_id: str | None`

Required if *chat_id* and *message_id* are not specified. Identifier of the inline message

`caption: str | None`

New caption of the message, 0-1024 characters after entities parsing

`model_computed_fields: ClassVar[dict[str, ComputedFieldInfo]] = {}`

A dictionary of computed field names and their corresponding *ComputedFieldInfo* objects.

`parse_mode: str | Default | None`

Mode for parsing entities in the message caption. See formatting options for more details.

`caption_entities: List[MessageEntity] | None`

A JSON-serialized list of special entities that appear in the caption, which can be specified instead of *parse_mode*

`reply_markup: InlineKeyboardMarkup | None`

A JSON-serialized object for an inline keyboard.

#### Usage

#### As bot method

```
result: Union[Message, bool] = await bot.edit_message_caption(...)
```

#### Method as object

Imports:

- `from aiogram.methods.edit_message_caption import EditMessageCaption`
- alias: `from aiogram.methods import EditMessageCaption`

#### With specific bot

```
result: Union[Message, bool] = await bot(EditMessageCaption(...))
```

#### As reply into Webhook in handler

```
return EditMessageCaption(...)
```

#### As shortcut from received object

- *aiogram.types.message.Message.edit_caption()*

### editMessageLiveLocation

Returns: `Union[Message, bool]`

class aiogram.methods.edit_message_live_location.EditMessageLiveLocation(*, *latitude: float*, *longitude: float*, *chat_id: int | str | None = None*, *message_id: int | None = None*, *inline_message_id: str | None = None*, *horizontal_accuracy: float | None = None*, *heading: int | None = None*, *proximity_alert_radius: int | None = None*, *reply_markup: InlineKeyboardMarkup | None = None*, ***extra_data: Any*)

Use this method to edit live location messages. A location can be edited until its *live_period* expires or editing is explicitly disabled by a call to *aiogram.methods.stop_message_live_location.StopMessageLiveLocation*. On success, if the edited message is not an inline message, the edited *aiogram.types.message.Message* is returned, otherwise `True` is returned.

Source: https://core.telegram.org/bots/api#editmessagelivelocation

`latitude: float`

Latitude of new location

`longitude: float`

Longitude of new location

`chat_id: int | str | None`

Required if *inline_message_id* is not specified. Unique identifier for the target chat or username of the target channel (in the format `@channelusername`)

`message_id: int | None`

Required if *inline_message_id* is not specified. Identifier of the message to edit

`inline_message_id: str | None`

Required if *chat_id* and *message_id* are not specified. Identifier of the inline message

`model_computed_fields: ClassVar[dict[str, ComputedFieldInfo]] = {}`

A dictionary of computed field names and their corresponding *ComputedFieldInfo* objects.

`horizontal_accuracy: float | None`

The radius of uncertainty for the location, measured in meters; 0-1500

`heading: int | None`

Direction in which the user is moving, in degrees. Must be between 1 and 360 if specified.

`proximity_alert_radius: int | None`

The maximum distance for proximity alerts about approaching another chat member, in meters. Must be between 1 and 100000 if specified.

reply_markup: *InlineKeyboardMarkup* | None
A JSON-serialized object for a new inline keyboard.

### Usage

#### As bot method

```
result: Union[Message, bool] = await bot.edit_message_live_location(...)
```

#### Method as object

Imports:

- `from aiogram.methods.edit_message_live_location import EditMessageLiveLocation`
- alias: `from aiogram.methods import EditMessageLiveLocation`

#### With specific bot

```
result: Union[Message, bool] = await bot(EditMessageLiveLocation(...))
```

#### As reply into Webhook in handler

```
return EditMessageLiveLocation(...)
```

#### As shortcut from received object

- *aiogram.types.message.Message.edit_live_location()*

### editMessageMedia

Returns: `Union[Message, bool]`

class aiogram.methods.edit_message_media.EditMessageMedia(*, *media:* InputMediaAnimation | InputMediaDocument | InputMediaAudio | InputMediaPhoto | InputMediaVideo, *chat_id: int | str | None = None*, *message_id: int | None = None*, *inline_message_id: str | None = None*, *reply_markup:* InlineKeyboardMarkup | *None = None*, ***extra_data: Any*)

Use this method to edit animation, audio, document, photo, or video messages. If a message is part of a message album, then it can be edited only to an audio for audio albums, only to a document for document albums and to a photo or a video otherwise. When an inline message is edited, a new file can't be uploaded; use a previously uploaded file via its file_id or specify a URL. On success, if

the edited message is not an inline message, the edited *aiogram.types.message.Message* is returned, otherwise `True` is returned.

Source: https://core.telegram.org/bots/api#editmessagemedia

`media: InputMediaAnimation | InputMediaDocument | InputMediaAudio | InputMediaPhoto | InputMediaVideo`

A JSON-serialized object for a new media content of the message

`chat_id: int | str | None`

Required if *inline_message_id* is not specified. Unique identifier for the target chat or username of the target channel (in the format `@channelusername`)

`message_id: int | None`

Required if *inline_message_id* is not specified. Identifier of the message to edit

`model_computed_fields: ClassVar[dict[str, ComputedFieldInfo]] = {}`

A dictionary of computed field names and their corresponding *ComputedFieldInfo* objects.

`inline_message_id: str | None`

Required if *chat_id* and *message_id* are not specified. Identifier of the inline message

`reply_markup: InlineKeyboardMarkup | None`

A JSON-serialized object for a new inline keyboard.

### Usage

#### As bot method

```
result: Union[Message, bool] = await bot.edit_message_media(...)
```

#### Method as object

Imports:

- `from aiogram.methods.edit_message_media import EditMessageMedia`
- alias: `from aiogram.methods import EditMessageMedia`

#### With specific bot

```
result: Union[Message, bool] = await bot(EditMessageMedia(...))
```

#### As reply into Webhook in handler

```
return EditMessageMedia(...)
```

#### As shortcut from received object

- *aiogram.types.message.Message.edit_media()*

### editMessageReplyMarkup

Returns: `Union[Message, bool]`

`class aiogram.methods.edit_message_reply_markup.EditMessageReplyMarkup(*, chat_id: int | str | None = None, message_id: int | None = None, inline_message_id: str | None = None, reply_markup: InlineKeyboardMarkup | None = None, **extra_data: Any)`

Use this method to edit only the reply markup of messages. On success, if the edited message is not an inline message, the edited *aiogram.types.message.Message* is returned, otherwise `True` is returned.

Source: https://core.telegram.org/bots/api#editmessagereplymarkup

`chat_id: int | str | None`

Required if *inline_message_id* is not specified. Unique identifier for the target chat or username of the target channel (in the format `@channelusername`)

`message_id: int | None`

Required if *inline_message_id* is not specified. Identifier of the message to edit

`model_computed_fields: ClassVar[dict[str, ComputedFieldInfo]] = {}`

A dictionary of computed field names and their corresponding *ComputedFieldInfo* objects.

`inline_message_id: str | None`

Required if *chat_id* and *message_id* are not specified. Identifier of the inline message

`reply_markup: InlineKeyboardMarkup | None`

A JSON-serialized object for an inline keyboard.

### Usage

#### As bot method

```
result: Union[Message, bool] = await bot.edit_message_reply_markup(...)
```

#### Method as object

Imports:

- `from aiogram.methods.edit_message_reply_markup import EditMessageReplyMarkup`
- alias: `from aiogram.methods import EditMessageReplyMarkup`

#### With specific bot

```
result: Union[Message, bool] = await bot(EditMessageReplyMarkup(...))
```

#### As reply into Webhook in handler

```
return EditMessageReplyMarkup(...)
```

#### As shortcut from received object

- *aiogram.types.message.Message.edit_reply_markup()*
- *aiogram.types.message.Message.delete_reply_markup()*

### editMessageText

Returns: `Union[Message, bool]`

class aiogram.methods.edit_message_text.EditMessageText(*, *text: str*, *chat_id: int | str | None = None*, *message_id: int | None = None*, *inline_message_id: str | None = None*, *parse_mode: str | ~aiogram.client.default.Default | None = <Default('parse_mode')>*, *entities: ~typing.List[~aiogram.types.message_entity.MessageEntity] | None = None*, *link_preview_options: ~aiogram.types.link_preview_options.LinkPreviewOptions | None = None*, *reply_markup: ~aiogram.types.inline_keyboard_markup.InlineKeyboardMar | None = None*, *disable_web_page_preview: bool | ~aiogram.client.default.Default | None = <Default('link_preview_is_disabled')>*, ***extra_data: ~typing.Any*)

Use this method to edit text and game messages. On success, if the edited message is not an inline message, the edited *aiogram.types.message.Message* is returned, otherwise `True` is returned.

Source: https://core.telegram.org/bots/api#editmessagetext

`text: str`

New text of the message, 1-4096 characters after entities parsing

`chat_id: int | str | None`

Required if *inline_message_id* is not specified. Unique identifier for the target chat or username of the target channel (in the format `@channelusername`)

`message_id: int | None`

Required if *inline_message_id* is not specified. Identifier of the message to edit

`inline_message_id: str | None`

Required if *chat_id* and *message_id* are not specified. Identifier of the inline message

`parse_mode: str | Default | None`

Mode for parsing entities in the message text. See formatting options for more details.

`model_computed_fields: ClassVar[dict[str, ComputedFieldInfo]] = {}`

A dictionary of computed field names and their corresponding *ComputedFieldInfo* objects.

`entities: List[MessageEntity] | None`

A JSON-serialized list of special entities that appear in message text, which can be specified instead of *parse_mode*

`link_preview_options: LinkPreviewOptions | None`

Link preview generation options for the message

`reply_markup: InlineKeyboardMarkup | None`

A JSON-serialized object for an inline keyboard.

`disable_web_page_preview: bool | Default | None`

Disables link previews for links in this message

Застаріло починаючи з версії API:7.0: https://core.telegram.org/bots/api-changelog#december-29-2023

### Usage

#### As bot method

```
result: Union[Message, bool] = await bot.edit_message_text(...)
```

#### Method as object

Imports:

- `from aiogram.methods.edit_message_text import EditMessageText`
- alias: `from aiogram.methods import EditMessageText`

#### With specific bot

```
result: Union[Message, bool] = await bot(EditMessageText(...))
```

#### As reply into Webhook in handler

```
return EditMessageText(...)
```

#### As shortcut from received object

- *aiogram.types.message.Message.edit_text()*

### stopMessageLiveLocation

Returns: `Union[Message, bool]`

`class aiogram.methods.stop_message_live_location.StopMessageLiveLocation(`**, chat_id: int | str | None = None, message_id: int | None = None, inline_message_id: str | None = None, reply_markup: InlineKeyboardMarkup | None = None, **extra_data: Any*`)`

Use this method to stop updating a live location message before *live_period* expires. On success, if the message is not an inline message, the edited *aiogram.types.message.Message* is returned, otherwise `True` is returned.

Source: https://core.telegram.org/bots/api#stopmessagelivelocation

`chat_id: int | str | None`

Required if *inline_message_id* is not specified. Unique identifier for the target chat or username of the target channel (in the format `@channelusername`)

`message_id: int | None`

Required if *inline_message_id* is not specified. Identifier of the message with live location to stop

`model_computed_fields: ClassVar[dict[str, ComputedFieldInfo]] = {}`

A dictionary of computed field names and their corresponding *ComputedFieldInfo* objects.

`inline_message_id: str | None`

Required if *chat_id* and *message_id* are not specified. Identifier of the inline message

`reply_markup: InlineKeyboardMarkup | None`

A JSON-serialized object for a new inline keyboard.

### Usage

#### As bot method

```
result: Union[Message, bool] = await bot.stop_message_live_location(...)
```

#### Method as object

Imports:

- `from aiogram.methods.stop_message_live_location import StopMessageLiveLocation`
- alias: `from aiogram.methods import StopMessageLiveLocation`

#### With specific bot

```
result: Union[Message, bool] = await bot(StopMessageLiveLocation(...))
```

#### As reply into Webhook in handler

```
return StopMessageLiveLocation(...)
```

#### As shortcut from received object

- *aiogram.types.message.Message.stop_live_location()*

### stopPoll

Returns: `Poll`

`class aiogram.methods.stop_poll.StopPoll(*, chat_id: int | str, message_id: int, reply_markup: InlineKeyboardMarkup | None = None, **extra_data: Any)`

Use this method to stop a poll which was sent by the bot. On success, the stopped *aiogram.types.poll.Poll* is returned.

Source: https://core.telegram.org/bots/api#stoppoll

`chat_id: int | str`

Unique identifier for the target chat or username of the target channel (in the format `@channelusername`)

`message_id: int`

Identifier of the original message with the poll

`model_computed_fields: ClassVar[dict[str, ComputedFieldInfo]] = {}`

A dictionary of computed field names and their corresponding *ComputedFieldInfo* objects.

`reply_markup: InlineKeyboardMarkup | None`

A JSON-serialized object for a new message inline keyboard.

### Usage

### As bot method

```
result: Poll = await bot.stop_poll(...)
```

### Method as object

Imports:

- `from aiogram.methods.stop_poll import StopPoll`
- alias: `from aiogram.methods import StopPoll`

### With specific bot

```
result: Poll = await bot(StopPoll(...))
```

#### As reply into Webhook in handler

```
return StopPoll(...)
```

### Inline mode

#### answerInlineQuery

Returns: `bool`

`class aiogram.methods.answer_inline_query.AnswerInlineQuery(`*, *inline_query_id: str*, *results: List[*InlineQueryResultCachedAudio / InlineQueryResultCachedDocument / InlineQueryResultCachedGif / InlineQueryResultCachedMpeg4Gif / InlineQueryResultCachedPhoto / InlineQueryResultCachedSticker / InlineQueryResultCachedVideo / InlineQueryResultCachedVoice / InlineQueryResultArticle / InlineQueryResultAudio / InlineQueryResultContact / InlineQueryResultGame / InlineQueryResultDocument / InlineQueryResultGif / InlineQueryResultLocation / InlineQueryResultMpeg4Gif / InlineQueryResultPhoto / InlineQueryResultVenue / InlineQueryResultVideo / InlineQueryResultVoice*]*, *cache_time: int | None = None*, *is_personal: bool | None = None*, *next_offset: str | None = None*, *button:* InlineQueryResultsButton *| None = None*, *switch_pm_parameter: str | None = None*, *switch_pm_text: str | None = None*, ***extra_data: Any*)`

Use this method to send answers to an inline query. On success, `True` is returned.

No more than **50** results per query are allowed.

Source: https://core.telegram.org/bots/api#answerinlinequery

`inline_query_id: str`

Unique identifier for the answered query

`results: List[InlineQueryResultCachedAudio | InlineQueryResultCachedDocument | InlineQueryResultCachedGif | InlineQueryResultCachedMpeg4Gif | InlineQueryResultCachedPhoto | InlineQueryResultCachedSticker | InlineQueryResultCachedVideo | InlineQueryResultCachedVoice | InlineQueryResultArticle | InlineQueryResultAudio | InlineQueryResultContact | InlineQueryResultGame | InlineQueryResultDocument | InlineQueryResultGif | InlineQueryResultLocation | InlineQueryResultMpeg4Gif | InlineQueryResultPhoto | InlineQueryResultVenue | InlineQueryResultVideo | InlineQueryResultVoice]`

A JSON-serialized array of results for the inline query

`cache_time: int | None`

The maximum amount of time in seconds that the result of the inline query may be cached on the server. Defaults to 300.

`is_personal: bool | None`

Pass `True` if results may be cached on the server side only for the user that sent the query. By default, results may be returned to any user who sends the same query.

`model_computed_fields: ClassVar[dict[str, ComputedFieldInfo]] = {}`

A dictionary of computed field names and their corresponding *ComputedFieldInfo* objects.

`next_offset: str | None`

Pass the offset that a client should send in the next query with the same text to receive more results. Pass an empty string if there are no more results or if you don't support pagination. Offset length can't exceed 64 bytes.

`button: InlineQueryResultsButton | None`

A JSON-serialized object describing a button to be shown above inline query results

`switch_pm_parameter: str | None`

Deep-linking parameter for the /start message sent to the bot when user presses the switch button. 1-64 characters, only `A-Z`, `a-z`, `0-9`, `_` and `-` are allowed.

Застаріло починаючи з версії API:6.7: https://core.telegram.org/bots/api-changelog#april-21-2023

`switch_pm_text: str | None`

If passed, clients will display a button with specified text that switches the user to a private chat with the bot and sends the bot a start message with the parameter *switch_pm_parameter*

Застаріло починаючи з версії API:6.7: https://core.telegram.org/bots/api-changelog#april-21-2023

### Usage

### As bot method

```
result: bool = await bot.answer_inline_query(...)
```

### Method as object

Imports:

- `from aiogram.methods.answer_inline_query import AnswerInlineQuery`
- alias: `from aiogram.methods import AnswerInlineQuery`

### With specific bot

```
result: bool = await bot(AnswerInlineQuery(...))
```

### As reply into Webhook in handler

```
return AnswerInlineQuery(...)
```

### As shortcut from received object

- *aiogram.types.inline_query.InlineQuery.answer()*

### answerWebAppQuery

Returns: `SentWebAppMessage`

`class aiogram.methods.answer_web_app_query.AnswerWebAppQuery(`**, web_app_query_id: str, result: InlineQueryResultCachedAudio | InlineQueryResultCachedDocument | InlineQueryResultCachedGif | InlineQueryResultCachedMpeg4Gif | InlineQueryResultCachedPhoto | InlineQueryResultCachedSticker | InlineQueryResultCachedVideo | InlineQueryResultCachedVoice | InlineQueryResultArticle | InlineQueryResultAudio | InlineQueryResultContact | InlineQueryResultGame | InlineQueryResultDocument | InlineQueryResultGif | InlineQueryResultLocation | InlineQueryResultMpeg4Gif | InlineQueryResultPhoto | InlineQueryResultVenue | InlineQueryResultVideo | InlineQueryResultVoice, **extra_data: Any*`)`

Use this method to set the result of an interaction with a Web App and send a corresponding message on behalf of the user to the chat from which the query originated. On success, a *aiogram.types.sent_web_app_message.SentWebAppMessage* object is returned.

Source: https://core.telegram.org/bots/api#answerwebappquery

`web_app_query_id: str`

Unique identifier for the query to be answered

`model_computed_fields: ClassVar[dict[str, ComputedFieldInfo]] = {}`

A dictionary of computed field names and their corresponding *ComputedFieldInfo* objects.

`result: InlineQueryResultCachedAudio | InlineQueryResultCachedDocument | InlineQueryResultCachedGif | InlineQueryResultCachedMpeg4Gif | InlineQueryResultCachedPhoto | InlineQueryResultCachedSticker | InlineQueryResultCachedVideo | InlineQueryResultCachedVoice | InlineQueryResultArticle | InlineQueryResultAudio | InlineQueryResultContact | InlineQueryResultGame | InlineQueryResultDocument | InlineQueryResultGif | InlineQueryResultLocation | InlineQueryResultMpeg4Gif | InlineQueryResultPhoto | InlineQueryResultVenue | InlineQueryResultVideo | InlineQueryResultVoice`

A JSON-serialized object describing the message to be sent

### Usage

#### As bot method

```
result: SentWebAppMessage = await bot.answer_web_app_query(...)
```

#### Method as object

Imports:

- `from aiogram.methods.answer_web_app_query import AnswerWebAppQuery`
- alias: `from aiogram.methods import AnswerWebAppQuery`

#### With specific bot

```
result: SentWebAppMessage = await bot(AnswerWebAppQuery(...))
```

#### As reply into Webhook in handler

```
return AnswerWebAppQuery(...)
```

### Games

#### getGameHighScores

Returns: `List[GameHighScore]`

`class aiogram.methods.get_game_high_scores.GetGameHighScores(*, user_id: int, chat_id: int | None = None, message_id: int | None = None, inline_message_id: str | None = None, **extra_data: Any)`

Use this method to get data for high score tables. Will return the score of the specified user and several of their neighbors in a game. Returns an Array of *aiogram.types.game_high_score.GameHighScore* objects.

> This method will currently return scores for the target user, plus two of their closest neighbors on each side. Will also return the top three users if the user and their neighbors are not among them. Please note that this behavior is subject to change.

Source: https://core.telegram.org/bots/api#getgamehighscores

`user_id: int`

Target user id

`chat_id: int | None`

Required if *inline_message_id* is not specified. Unique identifier for the target chat

`model_computed_fields: ClassVar[dict[str, ComputedFieldInfo]] = {}`

A dictionary of computed field names and their corresponding *ComputedFieldInfo* objects.

`message_id: int | None`

Required if *inline_message_id* is not specified. Identifier of the sent message

`inline_message_id: str | None`

Required if *chat_id* and *message_id* are not specified. Identifier of the inline message

### Usage

#### As bot method

```
result: List[GameHighScore] = await bot.get_game_high_scores(...)
```

#### Method as object

Imports:

- `from aiogram.methods.get_game_high_scores import GetGameHighScores`
- alias: `from aiogram.methods import GetGameHighScores`

### With specific bot

```
result: List[GameHighScore] = await bot(GetGameHighScores(...))
```

### sendGame

Returns: `Message`

`class aiogram.methods.send_game.SendGame(*, chat_id: int, game_short_name: str, message_thread_id: int | None = None, disable_notification: bool | None = None, protect_content: bool | ~aiogram.client.default.Default | None = <Default('protect_content')>, reply_parameters: ~aiogram.types.reply_parameters.ReplyParameters | None = None, reply_markup: ~aiogram.types.inline_keyboard_markup.InlineKeyboardMarkup | None = None, allow_sending_without_reply: bool | None = None, reply_to_message_id: int | None = None, **extra_data: ~typing.Any)`

Use this method to send a game. On success, the sent *aiogram.types.message.Message* is returned.

Source: https://core.telegram.org/bots/api#sendgame

`chat_id: int`

Unique identifier for the target chat

`game_short_name: str`

Short name of the game, serves as the unique identifier for the game. Set up your games via @BotFather.

`message_thread_id: int | None`

Unique identifier for the target message thread (topic) of the forum; for forum supergroups only

`disable_notification: bool | None`

Sends the message silently. Users will receive a notification with no sound.

`protect_content: bool | Default | None`

Protects the contents of the sent message from forwarding and saving

`model_computed_fields: ClassVar[dict[str, ComputedFieldInfo]] = {}`

A dictionary of computed field names and their corresponding *ComputedFieldInfo* objects.

`reply_parameters: ReplyParameters | None`

Description of the message to reply to

`reply_markup: InlineKeyboardMarkup | None`

A JSON-serialized object for an inline keyboard. If empty, one „Play game_title“ button will be shown. If not empty, the first button must launch the game.

`allow_sending_without_reply: bool | None`

Pass `True` if the message should be sent even if the specified replied-to message is not found

Застаріло починаючи з версії API:7.0: https://core.telegram.org/bots/api-changelog#december-29-2023

`reply_to_message_id: int | None`

If the message is a reply, ID of the original message

Застаріло починаючи з версії API:7.0: https://core.telegram.org/bots/api-changelog#december-29-2023

### Usage

#### As bot method

```
result: Message = await bot.send_game(...)
```

#### Method as object

Imports:

- `from aiogram.methods.send_game import SendGame`
- alias: `from aiogram.methods import SendGame`

#### With specific bot

```
result: Message = await bot(SendGame(...))
```

#### As reply into Webhook in handler

```
return SendGame(...)
```

#### As shortcut from received object

- *aiogram.types.message.Message.answer_game()*
- *aiogram.types.message.Message.reply_game()*
- *aiogram.types.chat_join_request.ChatJoinRequest.answer_game()*
- *aiogram.types.chat_join_request.ChatJoinRequest.answer_game_pm()*
- *aiogram.types.chat_member_updated.ChatMemberUpdated.answer_game()*

### setGameScore

Returns: `Union[Message, bool]`

`class aiogram.methods.set_game_score.SetGameScore(*, user_id: int, score: int, force: bool | None = None, disable_edit_message: bool | None = None, chat_id: int | None = None, message_id: int | None = None, inline_message_id: str | None = None, **extra_data: Any)`

Use this method to set the score of the specified user in a game message. On success, if the message is not an inline message, the *aiogram.types.message.Message* is returned, otherwise `True` is returned. Returns an error, if the new score is not greater than the user's current score in the chat and *force* is `False`.

Source: https://core.telegram.org/bots/api#setgamescore

`user_id: int`

User identifier

`score: int`

New score, must be non-negative

`force: bool | None`

Pass `True` if the high score is allowed to decrease. This can be useful when fixing mistakes or banning cheaters

`disable_edit_message: bool | None`

Pass `True` if the game message should not be automatically edited to include the current scoreboard

`model_computed_fields: ClassVar[dict[str, ComputedFieldInfo]] = {}`

A dictionary of computed field names and their corresponding *ComputedFieldInfo* objects.

`chat_id: int | None`

Required if *inline_message_id* is not specified. Unique identifier for the target chat

`message_id: int | None`

Required if *inline_message_id* is not specified. Identifier of the sent message

`inline_message_id: str | None`

Required if *chat_id* and *message_id* are not specified. Identifier of the inline message

### Usage

### As bot method

```
result: Union[Message, bool] = await bot.set_game_score(...)
```

#### Method as object

Imports:

- `from aiogram.methods.set_game_score import SetGameScore`
- alias: `from aiogram.methods import SetGameScore`

#### With specific bot

```
result: Union[Message, bool] = await bot(SetGameScore(...))
```

#### As reply into Webhook in handler

```
return SetGameScore(...)
```

### Payments

#### answerPreCheckoutQuery

Returns: `bool`

`class aiogram.methods.answer_pre_checkout_query.AnswerPreCheckoutQuery(*, pre_checkout_query_id: str, ok: bool, error_message: str | None = None, **extra_data: Any)`

Once the user has confirmed their payment and shipping details, the Bot API sends the final confirmation in the form of an *aiogram.types.update.Update* with the field *pre_checkout_query*. Use this method to respond to such pre-checkout queries. On success, `True` is returned. **Note:** The Bot API must receive an answer within 10 seconds after the pre-checkout query was sent.

Source: https://core.telegram.org/bots/api#answerprecheckoutquery

`pre_checkout_query_id: str`

Unique identifier for the query to be answered

`ok: bool`

Specify `True` if everything is alright (goods are available, etc.) and the bot is ready to proceed with the order. Use `False` if there are any problems.

`model_computed_fields: ClassVar[dict[str, ComputedFieldInfo]] = {}`

A dictionary of computed field names and their corresponding *ComputedFieldInfo* objects.

`error_message: str | None`

Required if *ok* is `False`. Error message in human readable form that explains the reason for failure to proceed with the checkout (e.g. «Sorry, somebody just bought the last of our amazing black T-shirts while you were busy filling out your payment details. Please choose a different color or garment!»). Telegram will display this message to the user.

### Usage

#### As bot method

```
result: bool = await bot.answer_pre_checkout_query(...)
```

#### Method as object

Imports:

- `from aiogram.methods.answer_pre_checkout_query import AnswerPreCheckoutQuery`
- alias: `from aiogram.methods import AnswerPreCheckoutQuery`

#### With specific bot

```
result: bool = await bot(AnswerPreCheckoutQuery(...))
```

#### As reply into Webhook in handler

```
return AnswerPreCheckoutQuery(...)
```

#### As shortcut from received object

- *aiogram.types.pre_checkout_query.PreCheckoutQuery.answer()*

### answerShippingQuery

Returns: `bool`

`class aiogram.methods.answer_shipping_query.AnswerShippingQuery(`*, *shipping_query_id: str*, *ok: bool*, *shipping_options: List[ShippingOption] | None = None*, *error_message: str | None = None*, ***extra_data: Any*`)`

If you sent an invoice requesting a shipping address and the parameter *is_flexible* was specified, the Bot API will send an *aiogram.types.update.Update* with a *shipping_query* field to the bot. Use this method to reply to shipping queries. On success, `True` is returned.

Source: https://core.telegram.org/bots/api#answershippingquery

`shipping_query_id: str`

Unique identifier for the query to be answered

`ok: bool`

Pass `True` if delivery to the specified address is possible and `False` if there are any problems (for example, if delivery to the specified address is not possible)

`model_computed_fields: ClassVar[dict[str, ComputedFieldInfo]] = {}`

A dictionary of computed field names and their corresponding *ComputedFieldInfo* objects.

`shipping_options: List[ShippingOption] | None`

Required if *ok* is `True`. A JSON-serialized array of available shipping options.

`error_message: str | None`

Required if *ok* is `False`. Error message in human readable form that explains why it is impossible to complete the order (e.g. «Sorry, delivery to your desired address is unavailable“). Telegram will display this message to the user.

### Usage

#### As bot method

```
result: bool = await bot.answer_shipping_query(...)
```

#### Method as object

Imports:

- `from aiogram.methods.answer_shipping_query import AnswerShippingQuery`
- alias: `from aiogram.methods import AnswerShippingQuery`

#### With specific bot

```
result: bool = await bot(AnswerShippingQuery(...))
```

#### As reply into Webhook in handler

```
return AnswerShippingQuery(...)
```

#### As shortcut from received object

- *aiogram.types.shipping_query.ShippingQuery.answer()*

### createInvoiceLink

Returns: `str`

class aiogram.methods.create_invoice_link.CreateInvoiceLink(*, *title: str*, *description: str*, *payload: str*, *provider_token: str*, *currency: str*, *prices: List[LabeledPrice]*, *max_tip_amount: int | None = None*, *suggested_tip_amounts: List[int] | None = None*, *provider_data: str | None = None*, *photo_url: str | None = None*, *photo_size: int | None = None*, *photo_width: int | None = None*, *photo_height: int | None = None*, *need_name: bool | None = None*, *need_phone_number: bool | None = None*, *need_email: bool | None = None*, *need_shipping_address: bool | None = None*, *send_phone_number_to_provider: bool | None = None*, *send_email_to_provider: bool | None = None*, *is_flexible: bool | None = None*, ***extra_data: Any*)

Use this method to create a link for an invoice. Returns the created invoice link as *String* on success.

Source: https://core.telegram.org/bots/api#createinvoicelink

`title: str`

Product name, 1-32 characters

`description: str`

Product description, 1-255 characters

`payload: str`

Bot-defined invoice payload, 1-128 bytes. This will not be displayed to the user, use for your internal processes.

`provider_token: str`

Payment provider token, obtained via BotFather

`currency: str`

Three-letter ISO 4217 currency code, see more on currencies

`prices: List[LabeledPrice]`

Price breakdown, a JSON-serialized list of components (e.g. product price, tax, discount, delivery cost, delivery tax, bonus, etc.)

`max_tip_amount: int | None`

The maximum accepted amount for tips in the *smallest units* of the currency (integer, **not** float/double). For example, for a maximum tip of `US$ 1.45` pass `max_tip_amount = 145`. See the *exp* parameter in currencies.json, it shows the number of digits past the decimal point for each currency (2 for the majority of currencies). Defaults to 0

`suggested_tip_amounts: List[int] | None`

A JSON-serialized array of suggested amounts of tips in the *smallest units* of the currency (integer, **not** float/double). At most 4 suggested tip amounts can be specified. The suggested tip amounts must be positive, passed in a strictly increased order and must not exceed *max_tip_amount*.

`provider_data: str | None`

JSON-serialized data about the invoice, which will be shared with the payment provider. A detailed description of required fields should be provided by the payment provider.

`photo_url: str | None`

URL of the product photo for the invoice. Can be a photo of the goods or a marketing image for a service.

`model_computed_fields: ClassVar[dict[str, ComputedFieldInfo]] = {}`

A dictionary of computed field names and their corresponding *ComputedFieldInfo* objects.

`photo_size: int | None`

Photo size in bytes

`photo_width: int | None`

Photo width

`photo_height: int | None`

Photo height

`need_name: bool | None`

Pass `True` if you require the user's full name to complete the order

`need_phone_number: bool | None`

Pass `True` if you require the user's phone number to complete the order

`need_email: bool | None`

Pass `True` if you require the user's email address to complete the order

`need_shipping_address: bool | None`

Pass `True` if you require the user's shipping address to complete the order

`send_phone_number_to_provider: bool | None`

Pass `True` if the user's phone number should be sent to the provider

`send_email_to_provider: bool | None`

Pass `True` if the user's email address should be sent to the provider

`is_flexible: bool | None`

Pass `True` if the final price depends on the shipping method

### Usage

#### As bot method

```
result: str = await bot.create_invoice_link(...)
```

### Method as object

Imports:

- `from aiogram.methods.create_invoice_link import CreateInvoiceLink`
- alias: `from aiogram.methods import CreateInvoiceLink`

### With specific bot

```
result: str = await bot(CreateInvoiceLink(...))
```

### As reply into Webhook in handler

```
return CreateInvoiceLink(...)
```

### sendInvoice

Returns: `Message`

`class aiogram.methods.send_invoice.SendInvoice(`**, chat_id: int | str, title: str, description: str, payload: str, provider_token: str, currency: str, prices: ~typing.List[~aiogram.types.labeled_price.LabeledPrice], message_thread_id: int | None = None, max_tip_amount: int | None = None, suggested_tip_amounts: ~typing.List[int] | None = None, start_parameter: str | None = None, provider_data: str | None = None, photo_url: str | None = None, photo_size: int | None = None, photo_width: int | None = None, photo_height: int | None = None, need_name: bool | None = None, need_phone_number: bool | None = None, need_email: bool | None = None, need_shipping_address: bool | None = None, send_phone_number_to_provider: bool | None = None, send_email_to_provider: bool | None = None, is_flexible: bool | None = None, disable_notification: bool | None = None, protect_content: bool | ~aiogram.client.default.Default | None = <Default('protect_content')>, reply_parameters: ~aiogram.types.reply_parameters.ReplyParameters | None = None, reply_markup: ~aiogram.types.inline_keyboard_markup.InlineKeyboardMarkup | None = None, allow_sending_without_reply: bool | None = None, reply_to_message_id: int | None = None, **extra_data: ~typing.Any*`)`

Use this method to send invoices. On success, the sent *`aiogram.types.message.Message`* is returned.

Source: https://core.telegram.org/bots/api#sendinvoice

`chat_id: int | str`

Unique identifier for the target chat or username of the target channel (in the format `@channelusername`)

`title: str`

Product name, 1-32 characters

`description: str`

Product description, 1-255 characters

`payload: str`

Bot-defined invoice payload, 1-128 bytes. This will not be displayed to the user, use for your internal processes.

`provider_token: str`

Payment provider token, obtained via @BotFather

`currency: str`

Three-letter ISO 4217 currency code, see more on currencies

`prices: List[LabeledPrice]`

Price breakdown, a JSON-serialized list of components (e.g. product price, tax, discount, delivery cost, delivery tax, bonus, etc.)

`message_thread_id: int | None`

Unique identifier for the target message thread (topic) of the forum; for forum supergroups only

`max_tip_amount: int | None`

The maximum accepted amount for tips in the *smallest units* of the currency (integer, **not** float/double). For example, for a maximum tip of `US$ 1.45` pass `max_tip_amount = 145`. See the *exp* parameter in currencies.json, it shows the number of digits past the decimal point for each currency (2 for the majority of currencies). Defaults to 0

`suggested_tip_amounts: List[int] | None`

A JSON-serialized array of suggested amounts of tips in the *smallest units* of the currency (integer, **not** float/double). At most 4 suggested tip amounts can be specified. The suggested tip amounts must be positive, passed in a strictly increased order and must not exceed *max_tip_amount*.

`start_parameter: str | None`

Unique deep-linking parameter. If left empty, **forwarded copies** of the sent message will have a *Pay* button, allowing multiple users to pay directly from the forwarded message, using the same invoice. If non-empty, forwarded copies of the sent message will have a *URL* button with a deep link to the bot (instead of a *Pay* button), with the value used as the start parameter

`provider_data: str | None`

JSON-serialized data about the invoice, which will be shared with the payment provider. A detailed description of required fields should be provided by the payment provider.

`photo_url: str | None`

URL of the product photo for the invoice. Can be a photo of the goods or a marketing image for a service. People like it better when they see what they are paying for.

`photo_size: int | None`

Photo size in bytes

`photo_width: int | None`

Photo width

`model_computed_fields: ClassVar[dict[str, ComputedFieldInfo]] = {}`

A dictionary of computed field names and their corresponding *ComputedFieldInfo* objects.

`photo_height: int | None`

Photo height

`need_name: bool | None`

Pass `True` if you require the user's full name to complete the order

`need_phone_number: bool | None`

Pass `True` if you require the user's phone number to complete the order

`need_email: bool | None`

Pass `True` if you require the user's email address to complete the order

`need_shipping_address: bool | None`

Pass `True` if you require the user's shipping address to complete the order

`send_phone_number_to_provider: bool | None`

Pass `True` if the user's phone number should be sent to provider

`send_email_to_provider: bool | None`

Pass `True` if the user's email address should be sent to provider

`is_flexible: bool | None`

Pass `True` if the final price depends on the shipping method

`disable_notification: bool | None`

Sends the message silently. Users will receive a notification with no sound.

`protect_content: bool | Default | None`

Protects the contents of the sent message from forwarding and saving

`reply_parameters: ReplyParameters | None`

Description of the message to reply to

`reply_markup: InlineKeyboardMarkup | None`

A JSON-serialized object for an inline keyboard. If empty, one „Pay `total price`“ button will be shown. If not empty, the first button must be a Pay button.

`allow_sending_without_reply: bool | None`

Pass `True` if the message should be sent even if the specified replied-to message is not found

Застаріло починаючи з версії API:7.0: https://core.telegram.org/bots/api-changelog#december-29-2023

`reply_to_message_id: int | None`

If the message is a reply, ID of the original message

Застаріло починаючи з версії API:7.0: https://core.telegram.org/bots/api-changelog#december-29-2023

### Usage

#### As bot method

```
result: Message = await bot.send_invoice(...)
```

#### Method as object

Imports:

- `from aiogram.methods.send_invoice import SendInvoice`
- alias: `from aiogram.methods import SendInvoice`

#### With specific bot

```
result: Message = await bot(SendInvoice(...))
```

#### As reply into Webhook in handler

```
return SendInvoice(...)
```

#### As shortcut from received object

- *aiogram.types.message.Message.answer_invoice()*
- *aiogram.types.message.Message.reply_invoice()*
- *aiogram.types.chat_join_request.ChatJoinRequest.answer_invoice()*
- *aiogram.types.chat_join_request.ChatJoinRequest.answer_invoice_pm()*
- *aiogram.types.chat_member_updated.ChatMemberUpdated.answer_invoice()*

### Getting updates

#### deleteWebhook

Returns: `bool`

`class aiogram.methods.delete_webhook.DeleteWebhook(`*, *drop_pending_updates: bool | None = None*, ****extra_data: Any*`)`

Use this method to remove webhook integration if you decide to switch back to *aiogram.methods.get_updates.GetUpdates*. Returns `True` on success.

Source: https://core.telegram.org/bots/api#deletewebhook

`drop_pending_updates: bool | None`

Pass `True` to drop all pending updates

`model_computed_fields: ClassVar[dict[str, ComputedFieldInfo]] = {}`

A dictionary of computed field names and their corresponding *ComputedFieldInfo* objects.

### Usage

#### As bot method

```
result: bool = await bot.delete_webhook(...)
```

#### Method as object

Imports:

- `from aiogram.methods.delete_webhook import DeleteWebhook`
- alias: `from aiogram.methods import DeleteWebhook`

#### With specific bot

```
result: bool = await bot(DeleteWebhook(...))
```

#### As reply into Webhook in handler

```
return DeleteWebhook(...)
```

### getUpdates

Returns: `List[Update]`

`class aiogram.methods.get_updates.GetUpdates(*, offset: int | None = None, limit: int | None = None, timeout: int | None = None, allowed_updates: List[str] | None = None, **extra_data: Any)`

Use this method to receive incoming updates using long polling (wiki). Returns an Array of *aiogram.types.update.Update* objects.

**Notes**

**1.** This method will not work if an outgoing webhook is set up.

**2.** In order to avoid getting duplicate updates, recalculate *offset* after each server response.

Source: https://core.telegram.org/bots/api#getupdates

`offset: int | None`

Identifier of the first update to be returned. Must be greater by one than the highest among the identifiers of previously received updates. By default, updates starting with the earliest unconfirmed update are returned. An update is considered confirmed as soon as *aiogram.methods.get_updates.GetUpdates* is called with an *offset* higher than its *update_id*. The negative offset can be specified to retrieve updates starting from *-offset* update from the end of the updates queue. All previous updates will be forgotten.

`limit: int | None`

Limits the number of updates to be retrieved. Values between 1-100 are accepted. Defaults to 100.

`model_computed_fields: ClassVar[dict[str, ComputedFieldInfo]] = {}`

A dictionary of computed field names and their corresponding *ComputedFieldInfo* objects.

`timeout: int | None`

Timeout in seconds for long polling. Defaults to 0, i.e. usual short polling. Should be positive, short polling should be used for testing purposes only.

`allowed_updates: List[str] | None`

A JSON-serialized list of the update types you want your bot to receive. For example, specify `["message", "edited_channel_post", "callback_query"]` to only receive updates of these types. See *aiogram.types.update.Update* for a complete list of available update types. Specify an empty list to receive all update types except *chat_member*, *message_reaction*, and *message_reaction_count* (default). If not specified, the previous setting will be used.

### Usage

#### As bot method

```
result: List[Update] = await bot.get_updates(...)
```

#### Method as object

Imports:

- `from aiogram.methods.get_updates import GetUpdates`
- alias: `from aiogram.methods import GetUpdates`

#### With specific bot

```
result: List[Update] = await bot(GetUpdates(...))
```

### getWebhookInfo

Returns: `WebhookInfo`

`class aiogram.methods.get_webhook_info.GetWebhookInfo(**extra_data: Any)`

Use this method to get current webhook status. Requires no parameters. On success, returns a *aiogram.types.webhook_info.WebhookInfo* object. If the bot is using *aiogram.methods.get_updates.GetUpdates*, will return an object with the *url* field empty.

Source: https://core.telegram.org/bots/api#getwebhookinfo

`model_computed_fields: ClassVar[dict[str, ComputedFieldInfo]] = {}`

A dictionary of computed field names and their corresponding *ComputedFieldInfo* objects.

### Usage

#### As bot method

```
result: WebhookInfo = await bot.get_webhook_info(...)
```

#### Method as object

Imports:

- `from aiogram.methods.get_webhook_info import GetWebhookInfo`
- alias: `from aiogram.methods import GetWebhookInfo`

#### With specific bot

```
result: WebhookInfo = await bot(GetWebhookInfo(...))
```

### setWebhook

Returns: `bool`

`class aiogram.methods.set_webhook.SetWebhook(*, url: str, certificate: InputFile | None = None, ip_address: str | None = None, max_connections: int | None = None, allowed_updates: List[str] | None = None, drop_pending_updates: bool | None = None, secret_token: str | None = None, **extra_data: Any)`

Use this method to specify a URL and receive incoming updates via an outgoing webhook. Whenever there is an update for the bot, we will send an HTTPS POST request to the specified URL, containing a JSON-serialized *aiogram.types.update.Update*. In case of an unsuccessful request, we will give up after a reasonable amount of attempts. Returns `True` on success. If you'd like to make sure that the webhook was set by you, you can specify secret data in the parameter *secret_token*. If specified, the request will contain a header „X-Telegram-Bot-Api-Secret-Token" with the secret token as content.

**Notes**

**1.** You will not be able to receive updates using *aiogram.methods.get_updates.GetUpdates* for as long as an outgoing webhook is set up.

**2.** To use a self-signed certificate, you need to upload your public key certificate using *certificate* parameter. Please upload as InputFile, sending a String will not work.

**3.** Ports currently supported *for webhooks*: **443, 80, 88, 8443**. If you're having any trouble setting up webhooks, please check out this amazing guide to webhooks.

Source: https://core.telegram.org/bots/api#setwebhook

`url: str`

HTTPS URL to send updates to. Use an empty string to remove webhook integration

`certificate: InputFile | None`

Upload your public key certificate so that the root certificate in use can be checked. See our self-signed guide for details.

`ip_address: str | None`

The fixed IP address which will be used to send webhook requests instead of the IP address resolved through DNS

`max_connections: int | None`

The maximum allowed number of simultaneous HTTPS connections to the webhook for update delivery, 1-100. Defaults to *40*. Use lower values to limit the load on your bot's server, and higher values to increase your bot's throughput.

`model_computed_fields: ClassVar[dict[str, ComputedFieldInfo]] = {}`

A dictionary of computed field names and their corresponding *ComputedFieldInfo* objects.

`allowed_updates: List[str] | None`

A JSON-serialized list of the update types you want your bot to receive. For example, specify `["message", "edited_channel_post", "callback_query"]` to only receive updates of these types. See *aiogram.types.update.Update* for a complete list of available update types. Specify an empty list to receive all update types except *chat_member*, *message_reaction*, and *message_reaction_count* (default). If not specified, the previous setting will be used.

`drop_pending_updates: bool | None`

Pass `True` to drop all pending updates

`secret_token: str | None`

A secret token to be sent in a header „X-Telegram-Bot-Api-Secret-Token" in every webhook request, 1-256 characters. Only characters `A-Z`, `a-z`, `0-9`, `_` and `-` are allowed. The header is useful to ensure that the request comes from a webhook set by you.

### Usage

#### As bot method

```
result: bool = await bot.set_webhook(...)
```

#### Method as object

Imports:

- `from aiogram.methods.set_webhook import SetWebhook`
- alias: `from aiogram.methods import SetWebhook`

#### With specific bot

```
result: bool = await bot(SetWebhook(...))
```

#### As reply into Webhook in handler

```
return SetWebhook(...)
```

### Telegram Passport

#### setPassportDataErrors

Returns: `bool`

`class aiogram.methods.set_passport_data_errors.SetPassportDataErrors(*, user_id: int, errors: List[PassportElementErrorDataField | PassportElementErrorFrontSide | PassportElementErrorReverseSide | PassportElementErrorSelfie | PassportElementErrorFile | PassportElementErrorFiles | PassportElementErrorTranslationFile | PassportElementErrorTranslationFiles | PassportElementErrorUnspecified], **extra_data: Any)`

Informs a user that some of the Telegram Passport elements they provided contains errors. The user will not be able to re-submit their Passport to you until the errors are fixed (the contents of the field for which you returned the error must change). Returns `True` on success. Use this if the data submitted by the user doesn't satisfy the standards your service requires for any reason. For example, if a birthday date seems invalid, a submitted document is blurry, a scan shows evidence of tampering, etc. Supply some details in the error message to make sure the user knows how to correct the issues.

Source: https://core.telegram.org/bots/api#setpassportdataerrors

`user_id: int`

User identifier

`model_computed_fields: ClassVar[dict[str, ComputedFieldInfo]] = {}`

A dictionary of computed field names and their corresponding *ComputedFieldInfo* objects.

errors: List[*PassportElementErrorDataField* | *PassportElementErrorFrontSide* | *PassportElementErrorReverseSide* | *PassportElementErrorSelfie* | *PassportElementErrorFile* | *PassportElementErrorFiles* | *PassportElementErrorTranslationFile* | *PassportElementErrorTranslationFiles* | *PassportElementErrorUnspecified*]

A JSON-serialized array describing the errors

#### Usage

#### As bot method

```
result: bool = await bot.set_passport_data_errors(...)
```

#### Method as object

Imports:

- `from aiogram.methods.set_passport_data_errors import SetPassportDataErrors`
- alias: `from aiogram.methods import SetPassportDataErrors`

#### With specific bot

```
result: bool = await bot(SetPassportDataErrors(...))
```

#### As reply into Webhook in handler

```
return SetPassportDataErrors(...)
```

### 2.3.5 Enums

Ось список усіх доступних переліків:

#### BotCommandScopeType

class aiogram.enums.bot_command_scope_type.BotCommandScopeType(*value*, *names=None*, ***, *module=None*, *qualname=None*, *type=None*, *start=1*, *boundary=None*)

Цей об'єкт представляє область, до якої застосовуються команди бота.

Джерело: https://core.telegram.org/bots/api#botcommandscope

DEFAULT = 'default'

ALL_PRIVATE_CHATS = 'all_private_chats'

ALL_GROUP_CHATS = 'all_group_chats'

ALL_CHAT_ADMINISTRATORS = 'all_chat_administrators'

CHAT = 'chat'

CHAT_ADMINISTRATORS = 'chat_administrators'

CHAT_MEMBER = 'chat_member'

### ChatAction

class aiogram.enums.chat_action.ChatAction(*value*, *names=None*, ***, *module=None*, *qualname=None*, *type=None*, *start=1*, *boundary=None*)

Цей об'єкт представляє дії бота.

Виберіть один залежно від того, що користувач збирається отримати:

- typing для текстових повідомлень,
- upload_photo для фотографій,
- record_video або upload_video для відео,
- record_voice або upload_voice для голосових повідомлень,
- upload_document для загальних файлів,
- choose_sticker для наклейок,
- find_location для данних про місце знаходження,
- record_video_note або upload_video_note для відео кружків.

Джерело: https://core.telegram.org/bots/api#sendchataction

TYPING = 'typing'

UPLOAD_PHOTO = 'upload_photo'

RECORD_VIDEO = 'record_video'

UPLOAD_VIDEO = 'upload_video'

RECORD_VOICE = 'record_voice'

UPLOAD_VOICE = 'upload_voice'

UPLOAD_DOCUMENT = 'upload_document'

CHOOSE_STICKER = 'choose_sticker'

FIND_LOCATION = 'find_location'

RECORD_VIDEO_NOTE = 'record_video_note'

UPLOAD_VIDEO_NOTE = 'upload_video_note'

### ChatBoostSourceType

class aiogram.enums.chat_boost_source_type.ChatBoostSourceType(*value*, *names=None*, ***, *module=None*, *qualname=None*, *type=None*, *start=1*, *boundary=None*)

This object represents a type of chat boost source.

Source: https://core.telegram.org/bots/api#chatboostsource

PREMIUM = 'premium'

GIFT_CODE = 'gift_code'

GIVEAWAY = 'giveaway'

### ChatMemberStatus

class aiogram.enums.chat_member_status.ChatMemberStatus(*value*, *names=None*, ***, *module=None*, *qualname=None*, *type=None*, *start=1*, *boundary=None*)

Цей об'єкт представляє статус учасника чату.

Джерело: https://core.telegram.org/bots/api#chatmember

CREATOR = 'creator'

ADMINISTRATOR = 'administrator'

MEMBER = 'member'

RESTRICTED = 'restricted'

LEFT = 'left'

KICKED = 'kicked'

### ChatType

class aiogram.enums.chat_type.ChatType(*value*, *names=None*, ***, *module=None*, *qualname=None*, *type=None*, *start=1*, *boundary=None*)

Цей об'єкт представляє тип чату.

Джерело: https://core.telegram.org/bots/api#chat

SENDER = 'sender'

PRIVATE = 'private'

GROUP = 'group'

SUPERGROUP = 'supergroup'

CHANNEL = 'channel'

### ContentType

class aiogram.enums.content_type.ContentType(*value*, *names=None*, ***, *module=None*, *qualname=None*, *type=None*, *start=1*, *boundary=None*)

Цей об'єкт представляє тип вмісту в повідомленні.

UNKNOWN = 'unknown'

ANY = 'any'

TEXT = 'text'

ANIMATION = 'animation'

AUDIO = 'audio'

DOCUMENT = 'document'

PHOTO = 'photo'

STICKER = 'sticker'

STORY = 'story'

VIDEO = 'video'

VIDEO_NOTE = 'video_note'

VOICE = 'voice'

HAS_MEDIA_SPOILER = 'has_media_spoiler'

CONTACT = 'contact'

DICE = 'dice'

GAME = 'game'

POLL = 'poll'

VENUE = 'venue'

LOCATION = 'location'

NEW_CHAT_MEMBERS = 'new_chat_members'

LEFT_CHAT_MEMBER = 'left_chat_member'

NEW_CHAT_TITLE = 'new_chat_title'

NEW_CHAT_PHOTO = 'new_chat_photo'

DELETE_CHAT_PHOTO = 'delete_chat_photo'

GROUP_CHAT_CREATED = 'group_chat_created'

SUPERGROUP_CHAT_CREATED = 'supergroup_chat_created'

CHANNEL_CHAT_CREATED = 'channel_chat_created'

```
MESSAGE_AUTO_DELETE_TIMER_CHANGED = 'message_auto_delete_timer_changed'
MIGRATE_TO_CHAT_ID = 'migrate_to_chat_id'
MIGRATE_FROM_CHAT_ID = 'migrate_from_chat_id'
PINNED_MESSAGE = 'pinned_message'
INVOICE = 'invoice'
SUCCESSFUL_PAYMENT = 'successful_payment'
USERS_SHARED = 'users_shared'
CHAT_SHARED = 'chat_shared'
CONNECTED_WEBSITE = 'connected_website'
WRITE_ACCESS_ALLOWED = 'write_access_allowed'
PASSPORT_DATA = 'passport_data'
PROXIMITY_ALERT_TRIGGERED = 'proximity_alert_triggered'
BOOST_ADDED = 'boost_added'
FORUM_TOPIC_CREATED = 'forum_topic_created'
FORUM_TOPIC_EDITED = 'forum_topic_edited'
FORUM_TOPIC_CLOSED = 'forum_topic_closed'
FORUM_TOPIC_REOPENED = 'forum_topic_reopened'
GENERAL_FORUM_TOPIC_HIDDEN = 'general_forum_topic_hidden'
GENERAL_FORUM_TOPIC_UNHIDDEN = 'general_forum_topic_unhidden'
GIVEAWAY_CREATED = 'giveaway_created'
GIVEAWAY = 'giveaway'
GIVEAWAY_WINNERS = 'giveaway_winners'
GIVEAWAY_COMPLETED = 'giveaway_completed'
VIDEO_CHAT_SCHEDULED = 'video_chat_scheduled'
VIDEO_CHAT_STARTED = 'video_chat_started'
VIDEO_CHAT_ENDED = 'video_chat_ended'
VIDEO_CHAT_PARTICIPANTS_INVITED = 'video_chat_participants_invited'
WEB_APP_DATA = 'web_app_data'
USER_SHARED = 'user_shared'
```

### Currency

class aiogram.enums.currency.Currency(*value*, *names=None*, ***, *module=None*, *qualname=None*, *type=None*, *start=1*, *boundary=None*)

Currencies supported by Telegram Bot API

Source: https://core.telegram.org/bots/payments#supported-currencies

AED = 'AED'

AFN = 'AFN'

ALL = 'ALL'

AMD = 'AMD'

ARS = 'ARS'

AUD = 'AUD'

AZN = 'AZN'

BAM = 'BAM'

BDT = 'BDT'

BGN = 'BGN'

BND = 'BND'

BOB = 'BOB'

BRL = 'BRL'

BYN = 'BYN'

CAD = 'CAD'

CHF = 'CHF'

CLP = 'CLP'

CNY = 'CNY'

COP = 'COP'

CRC = 'CRC'

CZK = 'CZK'

DKK = 'DKK'

DOP = 'DOP'

DZD = 'DZD'

EGP = 'EGP'

ETB = 'ETB'

```
EUR = 'EUR'
GBP = 'GBP'
GEL = 'GEL'
GTQ = 'GTQ'
HKD = 'HKD'
HNL = 'HNL'
HRK = 'HRK'
HUF = 'HUF'
IDR = 'IDR'
ILS = 'ILS'
INR = 'INR'
ISK = 'ISK'
JMD = 'JMD'
JPY = 'JPY'
KES = 'KES'
KGS = 'KGS'
KRW = 'KRW'
KZT = 'KZT'
LBP = 'LBP'
LKR = 'LKR'
MAD = 'MAD'
MDL = 'MDL'
MNT = 'MNT'
MUR = 'MUR'
MVR = 'MVR'
MXN = 'MXN'
MYR = 'MYR'
MZN = 'MZN'
NGN = 'NGN'
NIO = 'NIO'
NOK = 'NOK'
```

```
NPR = 'NPR'
NZD = 'NZD'
PAB = 'PAB'
PEN = 'PEN'
PHP = 'PHP'
PKR = 'PKR'
PLN = 'PLN'
PYG = 'PYG'
QAR = 'QAR'
RON = 'RON'
RSD = 'RSD'
RUB = 'RUB'
SAR = 'SAR'
SEK = 'SEK'
SGD = 'SGD'
THB = 'THB'
TJS = 'TJS'
TRY = 'TRY'
TTD = 'TTD'
TWD = 'TWD'
TZS = 'TZS'
UAH = 'UAH'
UGX = 'UGX'
USD = 'USD'
UYU = 'UYU'
UZS = 'UZS'
VND = 'VND'
YER = 'YER'
ZAR = 'ZAR'
```

### DiceEmoji

class aiogram.enums.dice_emoji.DiceEmoji(*value*, *names=None*, ***, *module=None*, *qualname=None*, *type=None*, *start=1*, *boundary=None*)

Емоджі, на яких базується анімація кидка кубика.

Джерело: https://core.telegram.org/bots/api#dice

DICE = ''

DART = ''

BASKETBALL = ''

FOOTBALL = ''

SLOT_MACHINE = ''

BOWLING = ''

### EncryptedPassportElement

class aiogram.enums.encrypted_passport_element.EncryptedPassportElement(*value*, *names=None*, ***, *module=None*, *qualname=None*, *type=None*, *start=1*, *boundary=None*)

This object represents type of encrypted passport element.

Source: https://core.telegram.org/bots/api#encryptedpassportelement

PERSONAL_DETAILS = 'personal_details'

PASSPORT = 'passport'

DRIVER_LICENSE = 'driver_license'

IDENTITY_CARD = 'identity_card'

INTERNAL_PASSPORT = 'internal_passport'

ADDRESS = 'address'

UTILITY_BILL = 'utility_bill'

BANK_STATEMENT = 'bank_statement'

RENTAL_AGREEMENT = 'rental_agreement'

PASSPORT_REGISTRATION = 'passport_registration'

TEMPORARY_REGISTRATION = 'temporary_registration'

PHONE_NUMBER = 'phone_number'

EMAIL = 'email'

### InlineQueryResultType

class aiogram.enums.inline_query_result_type.InlineQueryResultType(*value*, *names=None*, ***, *module=None*, *qualname=None*, *type=None*, *start=1*, *boundary=None*)

Type of inline query result

Source: https://core.telegram.org/bots/api#inlinequeryresult

AUDIO = 'audio'

DOCUMENT = 'document'

GIF = 'gif'

MPEG4_GIF = 'mpeg4_gif'

PHOTO = 'photo'

STICKER = 'sticker'

VIDEO = 'video'

VOICE = 'voice'

ARTICLE = 'article'

CONTACT = 'contact'

GAME = 'game'

LOCATION = 'location'

VENUE = 'venue'

### InputMediaType

class aiogram.enums.input_media_type.InputMediaType(*value*, *names=None*, ***, *module=None*, *qualname=None*, *type=None*, *start=1*, *boundary=None*)

Цей об'єкт представляє тип вхідного медіа.

Джерело: https://core.telegram.org/bots/api#inputmedia

ANIMATION = 'animation'

AUDIO = 'audio'

DOCUMENT = 'document'

PHOTO = 'photo'

VIDEO = 'video'

### KeyboardButtonPollTypeType

class aiogram.enums.keyboard_button_poll_type_type.KeyboardButtonPollTypeType(*value*, *names=None*, ***, *module=None*, *qualname=None*, *type=None*, *start=1*, *boundary=None*)

This object represents type of a poll, which is allowed to be created and sent when the corresponding button is pressed.

Source: https://core.telegram.org/bots/api#keyboardbuttonpolltype

QUIZ = 'quiz'

REGULAR = 'regular'

### MaskPositionPoint

class aiogram.enums.mask_position_point.MaskPositionPoint(*value*, *names=None*, ***, *module=None*, *qualname=None*, *type=None*, *start=1*, *boundary=None*)

Частина обличчя, щодо якої слід розмістити маску.

Джерело: https://core.telegram.org/bots/api#maskposition

FOREHEAD = 'forehead'

EYES = 'eyes'

MOUTH = 'mouth'

CHIN = 'chin'

### MenuButtonType

class aiogram.enums.menu_button_type.MenuButtonType(*value*, *names=None*, ***, *module=None*, *qualname=None*, *type=None*, *start=1*, *boundary=None*)

Цей об'єкт представляє тип кнопки меню.

Джерело: https://core.telegram.org/bots/api#menubuttondefault

DEFAULT = 'default'

COMMANDS = 'commands'

WEB_APP = 'web_app'

### MessageEntityType

class aiogram.enums.message_entity_type.MessageEntityType(*value*, *names=None*, ***, *module=None*, *qualname=None*, *type=None*, *start=1*, *boundary=None*)

Цей об'єкт представляє тип сутності повідомлення.

Джерело: https://core.telegram.org/bots/api#messageentity

MENTION = 'mention'

HASHTAG = 'hashtag'

CASHTAG = 'cashtag'

BOT_COMMAND = 'bot_command'

URL = 'url'

EMAIL = 'email'

PHONE_NUMBER = 'phone_number'

BOLD = 'bold'

ITALIC = 'italic'

UNDERLINE = 'underline'

STRIKETHROUGH = 'strikethrough'

SPOILER = 'spoiler'

BLOCKQUOTE = 'blockquote'

CODE = 'code'

PRE = 'pre'

TEXT_LINK = 'text_link'

TEXT_MENTION = 'text_mention'

CUSTOM_EMOJI = 'custom_emoji'

### MessageOriginType

class aiogram.enums.message_origin_type.MessageOriginType(*value*, *names=None*, ***, *module=None*, *qualname=None*, *type=None*, *start=1*, *boundary=None*)

This object represents origin of a message.

Source: https://core.telegram.org/bots/api#messageorigin

USER = 'user'

HIDDEN_USER = 'hidden_user'

CHAT = 'chat'

CHANNEL = 'channel'

### ParseMode

class aiogram.enums.parse_mode.ParseMode(*value*, *names=None*, ***, *module=None*, *qualname=None*, *type=None*, *start=1*, *boundary=None*)

Параметри форматування.

Джерело: https://core.telegram.org/bots/api#formatting-options

MARKDOWN_V2 = 'MarkdownV2'

MARKDOWN = 'Markdown'

HTML = 'HTML'

### PassportElementErrorType

class aiogram.enums.passport_element_error_type.PassportElementErrorType(*value*, *names=None*, ***, *module=None*, *qualname=None*, *type=None*, *start=1*, *boundary=None*)

This object represents a passport element error type.

Source: https://core.telegram.org/bots/api#passportelementerror

DATA = 'data'

FRONT_SIDE = 'front_side'

REVERSE_SIDE = 'reverse_side'

SELFIE = 'selfie'

FILE = 'file'

FILES = 'files'

TRANSLATION_FILE = 'translation_file'

TRANSLATION_FILES = 'translation_files'

UNSPECIFIED = 'unspecified'

### PollType

class aiogram.enums.poll_type.PollType(*value*, *names=None*, ***, *module=None*, *qualname=None*, *type=None*, *start=1*, *boundary=None*)

Цей об'єкт представляє тип опитування.

Джерело: https://core.telegram.org/bots/api#poll

REGULAR = 'regular'

QUIZ = 'quiz'

### ReactionTypeType

class aiogram.enums.reaction_type_type.ReactionTypeType(*value*, *names=None*, ***, *module=None*, *qualname=None*, *type=None*, *start=1*, *boundary=None*)

This object represents reaction type.

Source: https://core.telegram.org/bots/api#reactiontype

EMOJI = 'emoji'

CUSTOM_EMOJI = 'custom_emoji'

### StickerFormat

class aiogram.enums.sticker_format.StickerFormat(*value*, *names=None*, ***, *module=None*, *qualname=None*, *type=None*, *start=1*, *boundary=None*)

Format of the sticker

Source: https://core.telegram.org/bots/api#createnewstickerset

STATIC = 'static'

ANIMATED = 'animated'

VIDEO = 'video'

### StickerType

class aiogram.enums.sticker_type.StickerType(*value*, *names=None*, ***, *module=None*, *qualname=None*, *type=None*, *start=1*, *boundary=None*)

Частина обличчя, щодо якої слід розмістити маску.

Джерело: https://core.telegram.org/bots/api#maskposition

REGULAR = 'regular'

MASK = 'mask'

CUSTOM_EMOJI = 'custom_emoji'

### TopicIconColor

class aiogram.enums.topic_icon_color.TopicIconColor(*value*, *names=None*, ***, *module=None*, *qualname=None*, *type=None*, *start=1*, *boundary=None*)

Колір значка теми у форматі RGB.

Джерело: https://github.com/telegramdesktop/tdesktop/blob/991fe491c5ae62705d77aa8fdd44a79caf639c45/Telegram/SourceFiles/data/data_forum_topic.cpp#L51-L56

BLUE = 7322096

YELLOW = 16766590

VIOLET = 13338331

GREEN = 9367192

ROSE = 16749490

RED = 16478047

### UpdateType

class aiogram.enums.update_type.UpdateType(*value*, *names=None*, ***, *module=None*, *qualname=None*, *type=None*, *start=1*, *boundary=None*)

Цей об'єкт представляє повний список дозволених типів оновлення.

Джерело: https://core.telegram.org/bots/api#update

MESSAGE = 'message'

EDITED_MESSAGE = 'edited_message'

CHANNEL_POST = 'channel_post'

EDITED_CHANNEL_POST = 'edited_channel_post'

MESSAGE_REACTION = 'message_reaction'

MESSAGE_REACTION_COUNT = 'message_reaction_count'

INLINE_QUERY = 'inline_query'

CHOSEN_INLINE_RESULT = 'chosen_inline_result'

CALLBACK_QUERY = 'callback_query'

SHIPPING_QUERY = 'shipping_query'

PRE_CHECKOUT_QUERY = 'pre_checkout_query'

POLL = 'poll'

POLL_ANSWER = 'poll_answer'

MY_CHAT_MEMBER = 'my_chat_member'

```
CHAT_MEMBER = 'chat_member'

CHAT_JOIN_REQUEST = 'chat_join_request'

CHAT_BOOST = 'chat_boost'

REMOVED_CHAT_BOOST = 'removed_chat_boost'
```

### 2.3.6 Як завантажити файл?

#### Завантаження файла вручну

По-перше, ви повинні отримати *file_id* файлу, який ви хочете завантажити. Інформація про файли, надіслані боту, міститься в Message.

Наприклад, завантажте документ, який прийшов боту.

```
file_id = message.document.file_id
```

Потім скористайтеся методом getFile, щоб отримати *file_path*.

```
file = await bot.get_file(file_id)
file_path = file.file_path
```

Після цього скористайтеся методом *download_file* з об'єкта бота.

#### download_file(...)

Завантажує файл за *file_path* у вказане місце.

Якщо ви хочете автоматично створити місце призначення (io.BytesIO), використовуйте значення призначення за замовчуванням і обробіть результат цього методу.

`async Bot.download_file`(*file_path: str*, *destination: BinaryIO | Path | str | None = None*, *timeout: int = 30*, *chunk_size: int = 65536*, *seek: bool = True*) → BinaryIO | None

Завантажує файл з file_path у вказане місце.

Якщо ви хочете автоматично створити місце призначення (io.BytesIO), використовуйте значення призначення за замовчуванням і обробіть результат цього методу.

**Параметри**

- `file_path` – Шлях до файлу на сервері Telegram (Ви можете отримати його з `aiogram.types.File`)
- `destination` – Ім'я файлу, шлях до файлу або екземпляр `io.IOBase`. Для напр. `io.BytesIO`, за замовчуванням немає
- `timeout` – Загальний час очікування в секундах, за замовчуванням 30
- `chunk_size` – Розмір фрагментів файлу, за замовчуванням 64 Кб
- `seek` – Перейти до початку файлу, коли завантаження завершиться. Використовується лише для призначення з типом `typing.BinaryIO`, за замовчуванням значення True

Існує два варіанти завантаження файлу: на **disk** або на **binary I/O object**.

#### Завантаження файлу на диск

Щоб завантажити файл на диск, необхідно вказати ім'я файлу або шлях, куди його завантажити. У цьому випадку функція нічого не поверне.

```
await bot.download_file(file_path, "text.txt")
```

#### Завантаження файлу в оперативну пам'ять

Щоб завантажити файл до оперативної пам'яті, ви повинні вказати об'єкт із типом `typing.BinaryIO` або використати значення за замовчуванням (`None`).

У першому випадку функція поверне ваш об'єкт:

```
my_object = MyBinaryIO()
result: MyBinaryIO = await bot.download_file(file_path, my_object)
# print(result is my_object)  # True
```

Якщо залишити значення за замовчуванням, буде створено та повернено об'єкт `io.BytesIO`.

```
result: io.BytesIO = await bot.download_file(file_path)
```

#### Завантаження файла коротким шляхом

Щоразу добувати *file_path* вручну нудно, тому вам слід використовувати метод *download*.

#### download(...)

Завантажує файл за *file_id* або *Downloadable* об'єктом у вказане місце.

Якщо ви хочете автоматично створити місце призначення (io.BytesIO), використовуйте значення призначення за замовчуванням і обробіть результат цього методу.

`async Bot.download`(*file: str | Downloadable*, *destination: BinaryIO | Path | str | None = None*, *timeout: int = 30*, *chunk_size: int = 65536*, *seek: bool = True*) → BinaryIO | None

Завантажує файл за file_id або Downloadable об'єктом у вказане місце.

Якщо ви хочете автоматично створити місце призначення (io.BytesIO), використовуйте значення призначення за замовчуванням і обробіть результат цього методу.

**Параметри**

- `file` – file_id або Downloadable об'єкт
- `destination` – Ім'я файлу, шлях до файлу або екземпляр `io.IOBase`. Для напр. `io.BytesIO`, за замовчуванням немає
- `timeout` – Загальний час очікування в секундах, за замовчуванням 30
- `chunk_size` – Розмір фрагментів файлу, за замовчуванням 64 Кб
- `seek` – Перейти до початку файлу, коли завантаження завершиться. Використовується лише для призначення з типом `typing.BinaryIO`, за замовчуванням значення True

Він відрізняється від *download_file* **лише** тим, що приймає *file_id* або *Downloadable* об'єкт (об'єкт, який містить атрибут *file_id*) замість *file_path*.

Ви можете завантажити файл на *disk* або в *binary I/O object* так само.

Приклад:

```
document = message.document
await bot.download(document)
```

### 2.3.7 Як відвантажити файл?

Як стверджує official Telegram Bot API documentation існує три способа надіслати файл (фото, наклейки, аудіо, медіа тощо):

Якщо файл уже зберігається десь на серверах Telegram або файл доступний за URL-адресою, вам не потрібно його повторно завантажувати.

But if you need to upload a new file just use subclasses of InputFile.

Here are the three different available builtin types of input file:

- *aiogram.types.input_file.FSInputFile* - *відвантажений з файлової системи*
- *aiogram.types.input_file.BufferedInputFile* - *відвантажений з буферу*
- *aiogram.types.input_file.URLInputFile* - *відвантажений з URL*

> **Попередження: Поважайте Telegram**
>
> Instances of *InputFile* are reusable. That's mean you can create instance of InputFile and sent this file multiple times but Telegram does not recommend to do that and when you upload file once just save their *file_id* and use it in next times.

#### Відвантаження з файлової системи

Перш за все, вам потрібно буде імпортувати обгортку InputFile:

```
from aiogram.types import FSInputFile
```

Тепер ви можете використовувати її:

```
cat = FSInputFile("cat.png")
agenda = FSInputFile("my-document.pdf", filename="agenda-2019-11-19.pdf")
```

`class aiogram.types.input_file.FSInputFile(path: str | Path, filename: str | None = None, chunk_size: int = 65536)`

`__init__(path: str | Path, filename: str | None = None, chunk_size: int = 65536)`

Об'єкт для відвантаження файлів із файлової системи

**Параметри**

- `path` – Шлях до файлу
- `filename` – Ім'я файлу, яке буде передано в telegram. За замовчуванням, буде взято зі шляху

- `chunk_size` – Розмір фрагмента відвантаження

### Відвантаження з буферу

Files can be also passed from buffer (For example you generate image using Pillow and you want to send it to Telegram):

Імпорт обгортки:

```
from aiogram.types import BufferedInputFile
```

Тепер ви можете використовувати її:

```
text_file = BufferedInputFile(b"Hello, world!", filename="file.txt")
```

`class aiogram.types.input_file.BufferedInputFile(`*file: bytes, filename: str, chunk_size: int = 65536*`)`

`__init__(`*file: bytes, filename: str, chunk_size: int = 65536*`)`

Об'єкт для відвантаження файлів із файлової системи

**Параметри**

- `file` – Байти
- `filename` – Ім'я файлу, яке буде передано в telegram.
- `chunk_size` – Розмір фрагмента відвантаження

### Відвантаження з URL

Якщо вам потрібно відвантажити файл з іншого сервера, але пряме посилання прив'язано до IP-адреси вашого сервера, або ви хочете обійти власні *обмеження на завантаження <https://core.telegram.org/bots/api#sending-files> `_ за URL-адресою, ви можете використовувати :obj:`aiogram.types.input_file.URLInputFile.*

Імпорт обгортки:

```
from aiogram.types import URLInputFile
```

Тепер ви можете використовувати її:

```
image = URLInputFile(
    "https://www.python.org/static/community_logos/python-powered-h-140x182.png",
    filename="python-logo.png"
)
```

`class aiogram.types.input_file.URLInputFile(`*url: str, headers: Dict[str, Any] | None = None, filename: str | None = None, chunk_size: int = 65536, timeout: int = 30, bot: 'Bot' | None = None*`)`

## 2.4 Обробка подій

*aiogram* includes Dispatcher mechanism. Dispatcher is needed for handling incoming updates from Telegram.

With dispatcher you can do:

- Handle incoming updates;
- Filter incoming events before it will be processed by specific handler;
- Modify event and related data in middlewares;
- Separate bot functionality between different handlers, modules and packages

Dispatcher is also separated into two entities - Router and Dispatcher. Dispatcher is subclass of router and should be always is root router.

Telegram supports two ways of receiving updates:

- *Webhook* - you should configure your web server to receive updates from Telegram;
- *Long polling* - you should request updates from Telegram.

So, you can use both of them with *aiogram*.

### 2.4.1 Маршрутизатор

Usage:

```
from aiogram import Router
from aiogram.types import Message

my_router = Router(name=__name__)

@my_router.message()
async def message_handler(message: Message) -> Any:
    await message.answer('Hello from my router!')
```

`class aiogram.dispatcher.router.Router(*, name: str | None = None)`

Базується на `object`

Маршрутизатор може маршрутизувати події, а також вкладені типи оновлень, такі як повідомлення, запит зворотного виклику, опитування та всі інші типи подій.

Обробники подій можуть бути зареєстровані в обсервері двома шляхами:

- За допомогою методу обсервера - `router.<event_type>.register(handler, <filters, ...>)`
- За допомогою декоратора - `@router.<event_type>(<filters, ...>)`

`__init__(*, name: str | None = None)` → None

**Параметри**

`name` – Додаткова назва маршрутизатора, може бути корисною для відлагодження

`include_router(router: Router)` → *Router*

Підключення маршрутизатора.

**Параметри**
`router` –

**Повертає**

`include_routers`(**routers:* Router) → None

Attach multiple routers.

**Параметри**
`routers` –

**Повертає**

`resolve_used_update_types`(*skip_events: Set[str] | None = None*) → List[str]

Resolve registered event names

Is useful for getting updates only for registered event types.

**Параметри**
`skip_events` – skip specified event names

**Повертає**
set of registered names

### Обсервери подій

**Попередження:** Усі обробники завжди мають бути асинхронними. Ім'я функції обробки не має значення. Назва аргументу події також не важлива, але рекомендується не накладати назву на контекстні дані, оскільки функція не може прийняти два аргументи з однаковою назвою.

Ось список доступних обсерверів і приклади того, як зареєструвати обробники

У цих прикладах використовуються лише обробники реєстрації у стилі декоратора, але якщо вам не подобаються @decorators, просто використовуйте `<event type>.register(...)` method instead.

### Повідомлення

**Увага:** Будьте уважні при фільтруванні цієї події

Вам слід очікувати, що ця подія може мати різні набори атрибутів у різних випадках

(Наприклад, текст, стікер та документ завжди мають різні типи вмісту)

Рекомендований спосіб перевірити наявність полів перед використанням, наприклад за допомогою *magic filter*: `F.text` для обробки тексту, `F.sticker` для обробки лише стікерів і тощо.

```
@router.message()
async def message_handler(message: types.Message) -> Any: pass
```

#### Відредаговане повідомлення

```
@router.edited_message()
async def edited_message_handler(edited_message: types.Message) -> Any: pass
```

#### Пост на каналі

```
@router.channel_post()
async def channel_post_handler(channel_post: types.Message) -> Any: pass
```

#### Відредагований пост на каналі

```
@router.edited_channel_post()
async def edited_channel_post_handler(edited_channel_post: types.Message) -> Any: pass
```

#### Inline запит

```
@router.inline_query()
async def inline_query_handler(inline_query: types.InlineQuery) -> Any: pass
```

#### Вибраний результат inline запиту

```
@router.chosen_inline_result()
async def chosen_inline_result_handler(chosen_inline_result: types.ChosenInlineResult) ->
↪ Any: pass
```

#### Запит зворотної відповіді

```
@router.callback_query()
async def callback_query_handler(callback_query: types.CallbackQuery) -> Any: pass
```

#### Запит підтвердження доставки

```
@router.shipping_query()
async def shipping_query_handler(shipping_query: types.ShippingQuery) -> Any: pass
```

#### Запит перед оформленням замовлення

```
@router.pre_checkout_query()
async def pre_checkout_query_handler(pre_checkout_query: types.PreCheckoutQuery) -> Any:␣
↪pass
```

#### Опитування

```
@router.poll()
async def poll_handler(poll: types.Poll) -> Any: pass
```

#### Відповідь на опитування

```
@router.poll_answer()
async def poll_answer_handler(poll_answer: types.PollAnswer) -> Any: pass
```

#### My chat member

```
@router.my_chat_member()
async def my_chat_member_handler(my_chat_member: types.ChatMemberUpdated) -> Any: pass
```

#### Chat member

```
@router.chat_member()
async def chat_member_handler(chat_member: types.ChatMemberUpdated) -> Any: pass
```

#### Chat join request

```
@router.chat_join_request()
async def chat_join_request_handler(chat_join_request: types.ChatJoinRequest) -> Any:␣
↪pass
```

#### Message reaction

```
@router.message_reaction()
async def message_reaction_handler(message_reaction: types.MessageReactionUpdated) ->␣
↪Any: pass
```

#### Message reaction count

```
@router.message_reaction_count()
async def message_reaction_count_handler(message_reaction_count: types.
↪MessageReactionCountUpdated) -> Any: pass
```

#### Chat boost

```
@router.chat_boost()
async def chat_boost_handler(chat_boost: types.ChatBoostUpdated) -> Any: pass
```

#### Remove chat boost

```
@router.removed_chat_boost()
async def removed_chat_boost_handler(removed_chat_boost: types.ChatBoostRemoved) -> Any:␣
↪pass
```

#### Помилки

```
@router.errors()
async def error_handler(exception: types.ErrorEvent) -> Any: pass
```

Is useful for handling errors from other handlers, error event described *here*

#### Вкладені маршрутизатори

> **Попередження:**
>
> **До речі, маршрутизатори можуть бути вкладеними в інші маршрутизатори з деякими обмеженнями:**
>
> 1. Router **CAN NOT** include itself 1. Routers **CAN NOT** be used for circular including (router 1 include router 2, router 2 include router 3, router 3 include router 1)

Приклад:

Listing 1: module_1.py

```
```

**name**

module_1

router2 = Router()

@router2.message() ...

Listing 2: module_2.py

```
```

**name**

module_2

from module_2 import router2

router1 = Router() router1.include_router(router2)

### Оновлення

```
@dispatcher.update()
async def message_handler(update: types.Update) -> Any: pass
```

**Попередження:** The only root Router (Dispatcher) can handle this type of event.

**Примітка:** Dispatcher already has default handler for this event type, so you can use it for handling all updates that are not handled by any other handlers.

### Як це працює?

Наприклад, диспетчер має 2 маршрутизатори, останній маршрутизатор також має один вкладений маршрутизатор:

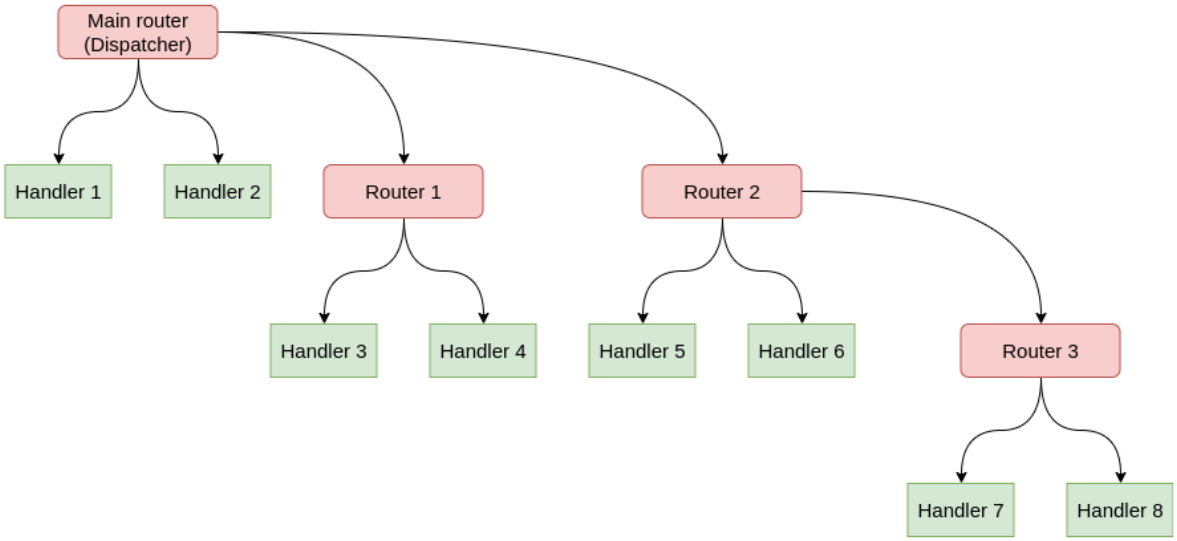


У цьому випадку потік розповсюдження оновлення матиме вигляд:

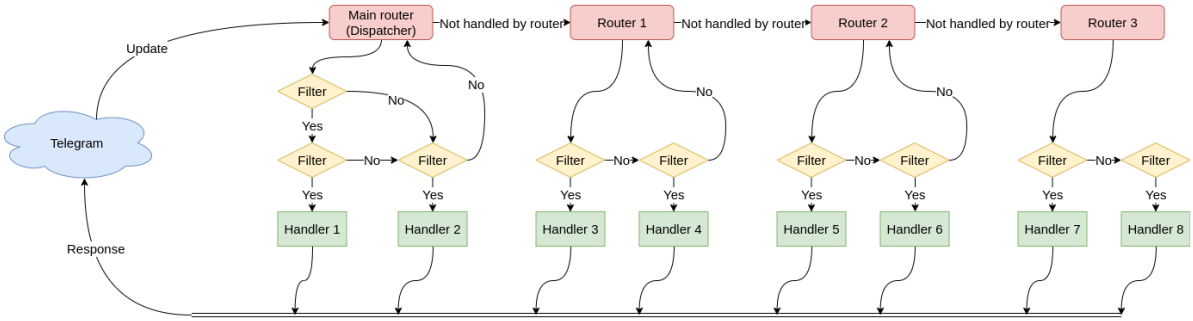


## 2.4.2 Диспетчер

Диспетчер - це кореневий маршрутизатор, і в коді диспетчер може використовуватися безпосередньо для маршрутизації подій або підключення інших маршрутизаторів до диспетчера.

Here is only listed base information about Dispatcher. All about writing handlers, filters and etc. you can find in next pages:

- *Router*
- *Фільтрування подій*

`class aiogram.dispatcher.dispatcher.Dispatcher(`**, storage: BaseStorage | None = None, fsm_strategy: FSMStrategy = FSMStrategy.USER_IN_CHAT, events_isolation: BaseEventIsolation | None = None, disable_fsm: bool = False, name: str | None = None, **kwargs: Any*`)`

Кореневий маршрутизатор

`__init__(`**, storage: BaseStorage | None = None, fsm_strategy: FSMStrategy = FSMStrategy.USER_IN_CHAT, events_isolation: BaseEventIsolation | None = None, disable_fsm: bool = False, name: str | None = None, **kwargs: Any*`)` → None

Кореневий маршрутизатор

**Параметри**

- `storage` – Сховище для кінцевого автомату (FSM)
- `fsm_strategy` – Стратегія кінцевого апарату
- `events_isolation` – Ізоляція подій
- `disable_fsm` – Відключення кінцевого апарату, зауважте що при вимкненому кінцевому апаратові вам не слід використовувати сховище (кінцевого апарату) та ізоляцію подій
- `kwargs` – Інші аргументи будуть передані обробникам як іменовані аргументи

`async feed_raw_update(`*bot: Bot, update: Dict[str, Any], **kwargs: Any*`)` → Any

Основна точка входу для подій

**Параметри**

- `bot` –
- `update` –

- kwargs –

async feed_update(*bot: Bot*, *update:* Update, ***kwargs: Any*) → Any

Основна точка входу для подій. Відповідь цього метода може бути використана для відповіді у Webhook

**Параметри**

- bot –
- update –

run_polling(**bots: Bot*, *polling_timeout: int = 10*, *handle_as_tasks: bool = True*, *backoff_config: BackoffConfig = BackoffConfig(min_delay=1.0, max_delay=5.0, factor=1.3, jitter=0.1)*, *allowed_updates: List[str] | _SentinelObject | None = sentinel.UNSET*, *handle_signals: bool = True*, *close_bot_session: bool = True*, ***kwargs: Any*) → None

Запуск кількох ботів з опитуванням

**Параметри**

- bots – Bot instances (one or more)
- polling_timeout – Long-polling wait time
- handle_as_tasks – Запуск обробки без очікування результату
- backoff_config – backoff-retry config
- allowed_updates – Список типів подій, які має опрацьовувати ваш бот
- handle_signals – handle signals (SIGINT/SIGTERM)
- close_bot_session – close bot sessions on shutdown
- kwargs – контекстні дані

**Повертає**

async start_polling(**bots: Bot*, *polling_timeout: int = 10*, *handle_as_tasks: bool = True*, *backoff_config: BackoffConfig = BackoffConfig(min_delay=1.0, max_delay=5.0, factor=1.3, jitter=0.1)*, *allowed_updates: List[str] | _SentinelObject | None = sentinel.UNSET*, *handle_signals: bool = True*, *close_bot_session: bool = True*, ***kwargs: Any*) → None

Запуск кількох ботів з опитуванням (асинхронно)

**Параметри**

- bots – Bot instances (one or more)
- polling_timeout – Long-polling wait time
- handle_as_tasks – Запуск обробки без очікування результату
- backoff_config – backoff-retry config
- allowed_updates – List of the update types you want your bot to receive By default, all used update types are enabled (resolved from handlers)
- handle_signals – handle signals (SIGINT/SIGTERM)
- close_bot_session – close bot sessions on shutdown
- kwargs – контекстні дані

**Повертає**

`async stop_polling()` → None

Execute this method if you want to stop polling programmatically

**Повертає**

#### Просте застосування

Наприклад:

```
dp = Dispatcher()

@dp.message()
async def message_handler(message: types.Message) -> None:
    await SendMessage(chat_id=message.from_user.id, text=message.text)
```

Включаючи маршрутизатори

Наприклад:

```
dp = Dispatcher()
router1 = Router()
dp.include_router(router1)
```

#### Обробка подій

Усі оновлення можна передати диспетчеру через `Dispatcher.feed_update(bot=..., update=...)` method:

```
bot = Bot(...)
dp = Dispathcher()

...

result = await dp.feed_update(bot=bot, update=incoming_update)
```

### 2.4.3 Dependency injection

Dependency injection is a programming technique that makes a class independent of its dependencies. It achieves that by decoupling the usage of an object from its creation. This helps you to follow SOLID's dependency inversion and single responsibility principles.

#### How it works in aiogram

For each update *aiogram.dispatcher.dispatcher.Dispatcher* passes handling context data. Filters and middleware can also make changes to the context.

To access contextual data you should specify corresponding keyword parameter in handler or filter. For example, to get `aiogram.fsm.context.FSMContext` we do it like that:

```
@router.message(ProfileCompletion.add_photo, F.photo)
async def add_photo(
    message: types.Message, bot: Bot, state: FSMContext
) -> Any:
    ... # do something with photo
```

### Injecting own dependencies

Aiogram provides several ways to complement / modify contextual data.

The first and easiest way is to simply specify the named arguments in *aiogram.dispatcher.dispatcher.Dispatcher* initialization, polling start methods or *aiogram.webhook.aiohttp_server.SimpleRequestHandler* initialization if you use webhooks.

```
async def main() -> None:
    dp = Dispatcher(..., foo=42)
    return await dp.start_polling(
        bot, bar="Bazz"
    )
```

Analogy for webhook:

```
async def main() -> None:
    dp = Dispatcher(..., foo=42)
    handler = SimpleRequestHandler(dispatcher=dp, bot=bot, bar="Bazz")
    ... # starting webhook
```

*aiogram.dispatcher.dispatcher.Dispatcher*'s workflow data also can be supplemented by setting values as in a dictionary:

```
dp = Dispatcher(...)
dp["eggs"] = Spam()
```

The middlewares updates the context quite often. You can read more about them on this page:

- *Middlewares*

The last way is to return a dictionary from the filter:

```
from typing import Any, Dict, Optional, Union

from aiogram import Router
from aiogram.filters import Filter
from aiogram.types import Message, User

router = Router(name=__name__)


class HelloFilter(Filter):
    def __init__(self, name: Optional[str] = None) -> None:
        self.name = name

    async def __call__(
        self,
```

(continues on next page)

(continued from previous page)

```
        message: Message,
        event_from_user: User
        # Filters also can accept keyword parameters like in handlers
    ) -> Union[bool, Dict[str, Any]]:
        if message.text.casefold() == "hello":
            # Returning a dictionary that will update the context data
            return {"name": event_from_user.mention_html(name=self.name)}
        return False


@router.message(HelloFilter())
async def my_handler(
    message: Message, name: str  # Now we can accept "name" as named parameter
) -> Any:
    return message.answer("Hello, {name}!".format(name=name))
```

...or using *MagicFilter* with `.as_(...)` method.

### 2.4.4 Фільтрування подій

Filters is needed for routing updates to the specific handler. Searching of handler is always stops on first match set of filters are pass. By default, all handlers has empty set of filters, so all updates will be passed to first handler that has empty set of filters.

*aiogram* has some builtin useful filters or you can write own filters.

#### Вбудовані фільтри

Ось список вбудованих фільтрів:

#### Команди

#### Використання

1. Фільтр єдиного варіанту команд: `Command("start")`
2. Обробка команди за шаблоном регулярного виразу: `Command(re.compile(r"item_(d+)"))`
3. Порівняння команди за кількома варіантами: `Command("item", re.compile(r"item_(d+)"))`
4. Обробка команди в публічних чатах, призначених для інших ботів: `Command("command", ignore_mention=True)`
5. Використання об'єкту *aiogram.types.bot_command.BotCommand* як посилання на команду `Command(BotCommand(command="command", description="My awesome command")`

**Попередження:** Команда не може містити пробілів чи переносів рядків

class aiogram.filters.command.Command(*values: str | Pattern | BotCommand, commands: Sequence[str | Pattern | BotCommand] | str | Pattern | BotCommand | None = None, prefix: str = '/', ignore_case: bool = False, ignore_mention: bool = False, magic: MagicFilter | None = None)

Цей фільтр може бути корисним для обробки команд із текстових повідомлень.

Працює лише з подіями *aiogram.types.message.Message* , що мають `text`.

__init__(*values: str | Pattern | BotCommand, commands: Sequence[str | Pattern | BotCommand] | str | Pattern | BotCommand | None = None, prefix: str = '/', ignore_case: bool = False, ignore_mention: bool = False, magic: MagicFilter | None = None)

Перелік команд (рядки або скомпільовані шаблони регулярних виразів)

**Параметри**

- `prefix` – Префікс для команди. Префікс завжди складається з одного символу, але тут ви можете передати всі дозволені префікси, наприклад: `"/!"` працюватиме з командами з префіксом `"/"` або :code:`»!» `.
- `ignore_case` – Ігнорувати регістр (не працює з регулярним виразом, замість цього використовуйте маркери)
- `ignore_mention` – Ігнорувати згадку про бота. За замовчуванням бот не може обробляти команди, призначені для інших ботів
- `magic` – Перевірка об'єкту команди за допомогою магічного фільтра після виконання всіх перевірок

Коли фільтр пройдено, *aiogram.filters.command.CommandObject* буде передано аргументу обробника `command`

class aiogram.filters.command.CommandObject(prefix: str = '/', command: str = '', mention: str | None = None, args: str | None = None, regexp_match: Match[str] | None = None, magic_result: Any | None = None)

Екземпляр цього об'єкта завжди має команду та її префікс. Можна передати обробнику (handler) як аргумент ключового слова **command**

`prefix: str = '/'`

Префікс команди

`command: str = ''`

Команда без префікса та згадки

`mention: str | None = None`

Згадка (за наявності)

`args: str | None = None`

Аргумент команди

`regexp_match: Match[str] | None = None`

Буде представлено результат відповідності, якщо команда представлена як регулярний вираз у фільтрі

`magic_result: Any | None = None`

`property mentioned: bool`

Ця команда згадується?

property text: str

Створення оригінального тексту з об'єкта

### Дозволені обробники (handler)

Дозволені типи оновлень для цього фільтра:

- *message*
- *edited_message*

### Зміна статусу користувача в чаті

### Використання

Керуйте подіями, які залишають користувачів або приєднуються

```
from aiogram.filters import IS_MEMBER, IS_NOT_MEMBER

@router.chat_member(ChatMemberUpdatedFilter(IS_MEMBER >> IS_NOT_MEMBER))
async def on_user_leave(event: ChatMemberUpdated): ...

@router.chat_member(ChatMemberUpdatedFilter(IS_NOT_MEMBER >> IS_MEMBER))
async def on_user_join(event: ChatMemberUpdated): ...
```

Або створіть власні умови, використовуючи попередньо визначений набір статусів і переходів.

### Explanation

class aiogram.filters.chat_member_updated.ChatMemberUpdatedFilter(*member_status_changed: _MemberStatusMarker | _MemberStatusGroupMarker | _MemberStatusTransition*)

member_status_changed

Ви можете імпортувати з `aiogram.filters` усі доступні варіанти *statuses*, *status group* або *transitions*:

### Статуси

| ім'я | Опис |
|---|---|
| CREATOR | Власник чату |
| ADMINISTRATOR | Адміністратор чату |
| MEMBER | Учасник чату |
| RESTRICTED | Обмежений користувач (може бути не учасником) |
| LEFT | Не є учасником чату |
| KICKED | Вигнанийадміністраторами учасник |

Статуси можна розширити маркером *is_member*, додавши префікс + (для `is_member == True`) або - (для `is_member == False`) , наприклад `+RESTRICTED` або `-RESTRICTED`

### Групи статусів

Окремі статуси можна комбінувати за допомогою побітового оператора `or`, наприклад `CREATOR | ADMINISTRATOR`

| ім'я | Опис |
|---|---|
| `IS_MEMBER` | Комбінація статусів `(CREATOR \| ADMINISTRATOR \| MEMBER \| +RESTRICTED)`. |
| `IS_ADMIN` | Комбінація статусів `(CREATOR \| ADMINISTRATOR)`. |
| `IS_NOT_MEMBER` | Комбінація статусів `(LEFT \| KICKED \| -RESTRICTED)` . |

### Переходи

Переходи можна визначити за допомогою операторів порозрядного зсуву >> і <<. Старий статус учасника чату має бути визначений ліворуч для оператора >> (праворуч для <<), а новий статус має бути вказаний праворуч для >> оператор (ліворуч для <<)

Напрямок переходу можна змінити за допомогою оператора побітової інверсії: `~JOIN_TRANSITION` призведе до обміну старих і нових статусів.

| ім'я | Опис |
|---|---|
| `JOIN_TRANSIT` | Означає, що статус змінено з `IS_NOT_MEMBER` на `IS_MEMBER` (`IS_NOT_MEMBER >> IS_MEMBER`) |
| `LEAVE_TRANSI` | Означає, що статус змінено з `IS_MEMBER` на `IS_NOT_MEMBER` (`~JOIN_TRANSITION`) |
| `PROMOTED_TRA` | Означає, що статус змінено з `(MEMBER \| RESTRICTED \| LEFT \| KICKED) >> ADMINISTRATOR` (`(MEMBER \| RESTRICTED \| LEFT \| KICKED) >> ADMINISTRATOR`) |

**Примітка:** Зауважте, що якщо ви визначаєте об'єднання статусів (через `|`), вам потрібно буде додати дужки для оператора перед використанням оператора зсуву через пріоритети оператора.

### Дозволені обробники

Дозволені типи оновлень для цього фільтра:

- *my_chat_member*
- *chat_member*

### Магічні фільтри

**Примітка:** Ця сторінка все ще в розробці. Має багато неправильно сформульованих речень.

Це зовнішній пакет, який підтримується основною командою розробки *aiogram*.

За замовчуванням встановлюється разом з *aiogram* і, також, доступний в PyPi - magic-filter. Це означає, що Ви можете встановити його та використовувати з будь-якими іншими бібліотеками та у власних проектах, незалежно від того встановлено *aiogram* чи ні.

#### Використання

Пакет **magic_filter** реалізує клас із короткою назвою `magic_filter.F`, тобто `F` можна імпортувати з `aiogram` або `magic_filter`. `F` є псевдонімом для `MagicFilter`.

**Примітка:** Зауважте, що *aiogram* має невелике розширення для magic-filter, і якщо Ви хочете використовувати це розширення, вам слід імпортувати магію з *aiogram* замість пакета *magic_filter*

Об'єкт классу `MagicFilter` можна викликати, підтримує *деякі дії* і запам'ятовує ланцюжок атрибутів і дію, яку слід перевіряти на вимогу.

Тож це означає, що ви можете ланцюжком отримати атрибути, описати прості перевірки даних, а потім викликати отриманий об'єкт, передаючи один об'єкт як аргумент, наприклад, створити ланцюжок атрибутів `F.foo.bar.baz`, а потім додати дію „`F.foo.bar.baz == 'spam'`, після чого викликати отриманий об'єкт - `(F.foo.bar.baz == 'spam').resolve(obj)`

#### Можливі дії

Об'єкт магічного фільтра підтримує деякі основні логічні операції над атрибутами об'єкта

#### Атрибут існує, або не «None»

Дії за замовчуванням.

```
F.photo  # lambda message: message.photo
```

#### Перевірка на однаковість

```
F.text == 'hello'  # lambda message: message.text == 'hello'
F.from_user.id == 42  # lambda message: message.from_user.id == 42
F.text != 'spam'  # lambda message: message.text != 'spam'
```

#### Перевірка на приналежність

Може використовуватися як метод із назвою `in_` або як оператор matmul `@` з будь-яким ітерованим

```
F.from_user.id.in_({42, 1000, 123123})  # lambda query: query.from_user.id in {42, 1000,␣
↪123123}
F.data.in_({'foo', 'bar', 'baz'})  # lambda query: query.data in {'foo', 'bar', 'baz'}
```

#### Перевірка на наявність

```
F.text.contains('foo')  # lambda message: 'foo' in message.text
```

#### Рядок починається/закінчується на

Може застосовуватися лише для текстових атрибутів

```
F.text.startswith('foo')  # lambda message: message.text.startswith('foo')
F.text.endswith('bar')  # lambda message: message.text.startswith('bar')
```

#### Перевірка регулярними виразами

```
F.text.regexp(r'Hello, .+')  # lambda message: re.match(r'Hello, .+', message.text)
```

#### Власні функції

Приймає будь-яку функцію

```
F.chat.func(lambda chat: chat.id == -42)  # lambda message: (lambda chat: chat.id == -
↪42)(message.chat)
```

#### Інвертування результату

Будь-яка доступна операція може бути інвертована за допомогою побітової інверсії - `~`

```
~F.text  # lambda message: not message.text
~F.text.startswith('spam')  # lambda message: not message.text.startswith('spam')
```

### Комбінація

Усі операції можна комбінувати за допомогою побітових і/або операторів - `&`/`|`

```
(F.from_user.id == 42) & (F.text == 'admin')
F.text.startswith('a') | F.text.endswith('b')
(F.from_user.id.in_({42, 777, 911})) & (F.text.startswith('!') | F.text.startswith('/'))␣
↪& F.text.contains('ban')
```

### Модифікатори атрибутів - маніпуляції з рядками

Робить текст верхнім або нижнім регістром

Можна використовувати лише з рядковими атрибутами.

```
F.text.lower() == 'test'  # lambda message: message.text.lower() == 'test'
F.text.upper().in_({'FOO', 'BAR'})  # lambda message: message.text.upper() in {'FOO',
↪'BAR'}
F.text.len() == 5  # lambda message: len(message.text) == 5
```

### Отримати результат фільтра як аргумент обробника

Ця частина недоступна безпосередньо в *magic-filter*, але її можна використовувати з *aiogram*

```
from aiogram import F

...

@router.message(F.text.regexp(r"^(\d+)$").as_("digits"))
async def any_digits_handler(message: Message, digits: Match[str]):
    await message.answer(html.quote(str(digits)))
```

### Використання в *aiogram*

```
@router.message(F.text == 'hello')
@router.inline_query(F.data == 'button:1')
@router.message(F.text.startswith('foo'))
@router.message(F.content_type.in_({'text', 'sticker'}))
@router.message(F.text.regexp(r'\d+'))

...

# Many others cases when you will need to check any of available event attribute
```

### MagicData

#### Використання

1. `MagicData(F.event.from_user.id == F.config.admin_id)` (Зауважте, що `config` слід передати з проміжної програми)

#### Explanation

`class aiogram.filters.magic_data.MagicData(magic_data: MagicFilter)`

Цей фільтр допомагає фільтрувати події з контекстними даними

`magic_data`

Можна імпортувати:

- `from aiogram.filters import MagicData`

#### Дозволені типи обробників (handler)

Дозволені типи оновлень для цього фільтра:

- `message`
- `edited_message`
- `channel_post`
- `edited_channel_post`
- `inline_query`
- `chosen_inline_result`
- `callback_query`
- `shipping_query`
- `pre_checkout_query`
- `poll`
- `poll_answer`
- `my_chat_member`
- `chat_member`
- `chat_join_request`
- `error`

### Фабрика міток зворотнього виклику та фільтрування

`class aiogram.filters.callback_data.CallbackData`

Базовий клас для обгортки мітки зворотного виклику

Цей клас слід використовувати як супер-клас зворотних викликів, визначених користувачем.

Ключове слово класу `prefix` потрібне для визначення префікса, а також аргумент `sep` можна передати для визначення роздільника (за замовчуванням це `:`).

`pack()` → str

Генерування рядок мітки зворотного виклику

**Повертає**
дійсна мітка зворотного виклику для Telegram Bot API

`classmethod unpack(value: str)` → T

Аналіз рядка мітки зворотного виклику

**Параметри**
`value` – значення з Telegram

**Повертає**
екземпляр мітки зворотного виклику

`classmethod filter(rule: MagicFilter | None = None)` → CallbackQueryFilter

Створює фільтр для запиту зворотного виклику з правилом

**Параметри**
`rule` – магічне правило

**Повертає**
екземпляр фільтру

`model_computed_fields: ClassVar[dict[str, ComputedFieldInfo]] = {}`

A dictionary of computed field names and their corresponding *ComputedFieldInfo* objects.

### Використання

Створення підкласу `CallbackData`:

```
class MyCallback(CallbackData, prefix="my"):
    foo: str
    bar: int
```

Після цього ви можете створити будь-який зворотній виклик на основі цього класу, наприклад:

```
cb1 = MyCallback(foo="demo", bar=42)
cb1.pack()  # returns 'my:demo:42'
cb1.unpack('my:demo:42')  # returns <MyCallback(foo="demo", bar=42)>
```

Отже... Тепер ви можете використовувати цей клас для створення будь-яких зворотних викликів із визначеною структурою

```
...
# Pass it into the markup
InlineKeyboardButton(
```

(continues on next page)

(continued from previous page)

```
    text="demo",
    callback_data=MyCallback(foo="demo", bar="42").pack()  # value should be packed to␣
↪string
)
...
```

... і обробляти за певними правилами

```
# Filter callback by type and value of field :code:`foo`
@router.callback_query(MyCallback.filter(F.foo == "demo"))
async def my_callback_foo(query: CallbackQuery, callback_data: MyCallback):
    await query.answer(...)
    ...
    print("bar =", callback_data.bar)
```

Also can be used in *Keyboard builder*:

```
builder = InlineKeyboardBuilder()
builder.button(
    text="demo",
    callback_data=MyCallback(foo="demo", bar="42")  # Value can be not packed to string␣
↪inplace, because builder knows what to do with callback instance
)
```

Ще один абстрактний приклад:

```
class Action(str, Enum):
    ban = "ban"
    kick = "kick"
    warn = "warn"

class AdminAction(CallbackData, prefix="adm"):
    action: Action
    chat_id: int
    user_id: int

...
# Inside handler
builder = InlineKeyboardBuilder()
for action in Action:
    builder.button(
        text=action.value.title(),
        callback_data=AdminAction(action=action, chat_id=chat_id, user_id=user_id),
    )
await bot.send_message(
    chat_id=admins_chat,
    text=f"What do you want to do with {html.quote(name)}",
    reply_markup=builder.as_markup(),
)
...

@router.callback_query(AdminAction.filter(F.action == Action.ban))
async def ban_user(query: CallbackQuery, callback_data: AdminAction, bot: Bot):
```

(continues on next page)

(continued from previous page)

```
    await bot.ban_chat_member(
        chat_id=callback_data.chat_id,
        user_id=callback_data.user_id,
        ...
    )
```

### Відомі обмеження

Дозволені типи та їх підкласи:

- `str`
- `int`
- `bool`
- `float`
- `Decimal` (`from decimal import Decimal`)
- `Fraction` (`from fractions import Fraction`)
- `UUID` (`from uuid import UUID`)
- `Enum` (`from enum import Enum`, лише для переліків рядків)
- `IntEnum` (`from enum import IntEnum`, тільки для переліків int)

**Примітка:** Зауважте, що ціле число Enum завжди має бути підкласом `IntEnum` через проблеми з синтаксичним аналізом.

### Помилки

Ці фільтри можуть бути корисними для обробки помилок у текстових повідомленнях.

`class aiogram.filters.exception.ExceptionTypeFilter(`**exceptions: Type[Exception]*`)`

Дозволяє зіставляти винятки за типом

`exceptions`

`class aiogram.filters.exception.ExceptionMessageFilter(`*pattern: str | Pattern[str]*`)`

Дозвол зіставляти винятки з повідомленням

`pattern`

### Дозволені обробники

Дозволені типи оновлення для цього фільтра:

- `error`

### Написання власних фільтрів

Фільтри бувають:

- Асинхронною функцією (`async def my_filter(*args, **kwargs): pass`)
- Синхронною функцією (`def my_filter(*args, **kwargs): pass`)
- Анонімною функцією (`lambda event: True`)
- Будь-яким очікуваним об'єктом (awaitable object, об'єкт, який може бути використаний в `await` виразі)
- Підкласом *`aiogram.filters.base.Filter`*
- Екземпляром *MagicFilter*

і має повертати bool або dict. Якщо словник передається як результат фільтра, отримані дані будуть передані до наступних фільтрів і обробника як аргументи ключових слів.

### Базовий клас для власних фільтрів

`class aiogram.filters.base.Filter`

Якщо Ви хочете зареєструвати власні фільтри, як вбудовані фільтри, Вам потрібно буде написати підклас цього класу з заміною методу `__call__` і додаванням атрибутів фільтра.

`abstract async __call__(`**args: Any, **kwargs: Any*`)` → bool | Dict[str, Any]

Цей метод слід перевизначити.

Приймає вхідну подію та має повертати логічне (bool) значення або dict.

**Повертає**
`bool` or `Dict[str, Any]`

`update_handler_flags(`*flags: Dict[str, Any]*`)` → None

Крім того, якщо ви хочете розширити маркери обробника (handler) за допомогою цього фільтра, вам слід реалізувати цей метод

**Параметри**
`flags` – існуючі маркери, можна оновити безпосередньо

### Приклад власного фільтра

Наприклад, якщо Вам потрібно створити простий текстовий фільтр:

```
from aiogram import Router
from aiogram.filters import Filter
from aiogram.types import Message

router = Router()
```

(continues on next page)

(continued from previous page)

```
class MyFilter(Filter):
    def __init__(self, my_text: str) -> None:
        self.my_text = my_text

    async def __call__(self, message: Message) -> bool:
        return message.text == self.my_text


@router.message(MyFilter("hello"))
async def my_handler(message: Message):
    ...
```

### Комбінування фільтрів

Взагалом, усі фільтри можна комбінувати двома способами

### Рекомендований спосіб

Якщо Ви вкажете кілька фільтрів поспіль, це буде перевірено умовою «and» :

```
@<router>.message(F.text.startswith("show"), F.text.endswith("example"))
```

Крім того, якщо ви хочете використовувати два альтернативні способи запуску одного обробника (умова «or»), ви можете зареєструвати обробник двічі або більше разів, як вам подобається

```
@<router>.message(F.text == "hi")
@<router>.message(CommandStart())
```

Також іноді Вам потрібно буде інвертувати результат фільтра, наприклад, у вас є фільтр *IsAdmin* і ви хочете перевірити, чи користувач не є адміністратором

```
@<router>.message(~IsAdmin())
```

### Інший можливий спосіб

Альтернативним способом є об'єднання за допомогою спеціальних функцій (`and_f()`, `or_f()`, `invert_f()` з модуля `aiogram.filters`):

```
and_f(F.text.startswith("show"), F.text.endswith("example"))
or_f(F.text(text="hi"), CommandStart())
invert_f(IsAdmin())
and_f(<A>, or_f(<B>, <C>))
```

### 2.4.5 Long-polling

Long-polling is a technology that allows a Telegram server to send updates in case when you don't have dedicated IP address or port to receive webhooks for example on a developer machine.

To use long-polling mode you should use *aiogram.dispatcher.dispatcher.Dispatcher.start_polling()* or *aiogram.dispatcher.dispatcher.Dispatcher.run_polling()* methods.

**Примітка:** You can use polling from only one polling process per single Bot token, in other case Telegram server will return an error.

**Примітка:** If you will need to scale your bot, you should use webhooks instead of long-polling.

**Примітка:** If you will use multibot mode, you should use webhook mode for all bots.

#### Example

This example will show you how to create simple echo bot based on long-polling.

```
import asyncio
import logging
import sys
from os import getenv

from aiogram import Bot, Dispatcher, Router, types
from aiogram.enums import ParseMode
from aiogram.filters import CommandStart
from aiogram.types import Message
from aiogram.utils.markdown import hbold

# Bot token can be obtained via https://t.me/BotFather
TOKEN = getenv("BOT_TOKEN")

# All handlers should be attached to the Router (or Dispatcher)
dp = Dispatcher()


@dp.message(CommandStart())
async def command_start_handler(message: Message) -> None:
    """
    This handler receives messages with `/start` command
    """
    # Most event objects have aliases for API methods that can be called in events'␣
↪context
    # For example if you want to answer to incoming message you can use `message.answer(.
↪..)` alias
    # and the target chat will be passed to :ref:`aiogram.methods.send_message.
↪SendMessage`
    # method automatically or call API method directly via
```

(continues on next page)

(continued from previous page)

```
    # Bot instance: `bot.send_message(chat_id=message.chat.id, ...)`
    await message.answer(f"Hello, {hbold(message.from_user.full_name)}!")


@dp.message()
async def echo_handler(message: types.Message) -> None:
    """
    Handler will forward receive a message back to the sender

    By default, message handler will handle all message types (like a text, photo,␣
↪sticker etc.)
    """
    try:
        # Send a copy of the received message
        await message.send_copy(chat_id=message.chat.id)
    except TypeError:
        # But not all the types is supported to be copied so need to handle it
        await message.answer("Nice try!")


async def main() -> None:
    # Initialize Bot instance with a default parse mode which will be passed to all API␣
↪calls
    bot = Bot(TOKEN, parse_mode=ParseMode.HTML)
    # And the run events dispatching
    await dp.start_polling(bot)


if __name__ == "__main__":
    logging.basicConfig(level=logging.INFO, stream=sys.stdout)
    asyncio.run(main())
```

### 2.4.6 Webhook

Telegram Bot API supports webhook. If you set webhook for your bot, Telegram will send updates to the specified url. You can use *aiogram.methods.set_webhook.SetWebhook()* method to specify a url and receive incoming updates on it.

**Примітка:** If you use webhook, you can't use long polling at the same time.

Before start i'll recommend you to read official Telegram's documentation about webhook

After you read it, you can start to read this section.

Generally to use webhook with aiogram you should use any async web framework. By out of the box aiogram has an aiohttp integration, so we'll use it.

**Примітка:** You can use any async web framework you want, but you should write your own integration if you don't use aiohttp.

### aiohttp integration

Out of the box aiogram has aiohttp integration, so you can use it.

Here is available few ways to do it using different implementations of the webhook controller:

- *aiogram.webhook.aiohttp_server.BaseRequestHandler* - Abstract class for aiohttp webhook controller
- *aiogram.webhook.aiohttp_server.SimpleRequestHandler* - Simple webhook controller, uses single Bot instance
- *aiogram.webhook.aiohttp_server.TokenBasedRequestHandler* - Token based webhook controller, uses multiple Bot instances and tokens

You can use it as is or inherit from it and override some methods.

`class aiogram.webhook.aiohttp_server.BaseRequestHandler(`*dispatcher: Dispatcher, handle_in_background: bool = False, **data: Any*`)`

`__init__(`*dispatcher: Dispatcher, handle_in_background: bool = False, **data: Any*`)` → None

Base handler that helps to handle incoming request from aiohttp and propagate it to the Dispatcher

**Параметри**

- `dispatcher` – instance of *aiogram.dispatcher.dispatcher.Dispatcher*
- `handle_in_background` – immediately responds to the Telegram instead of a waiting end of a handler process

`register(`*app: None, /, path: str, **kwargs: Any*`)` → None

Register route and shutdown callback

**Параметри**

- `app` – instance of aiohttp Application
- `path` – route path
- `kwargs` –

`abstract async resolve_bot(`*request: Request*`)` → Bot

This method should be implemented in subclasses of this class.

Resolve Bot instance from request.

**Параметри**
`request` –

**Повертає**
Bot instance

`class aiogram.webhook.aiohttp_server.SimpleRequestHandler(`*dispatcher: Dispatcher, bot: Bot, handle_in_background: bool = True, secret_token: str | None = None, **data: Any*`)`

`__init__(`*dispatcher: Dispatcher, bot: Bot, handle_in_background: bool = True, secret_token: str | None = None, **data: Any*`)` → None

Handler for single Bot instance

**Параметри**

- `dispatcher` – instance of *aiogram.dispatcher.dispatcher.Dispatcher*
- `handle_in_background` – immediately responds to the Telegram instead of a waiting end of handler process
- `bot` – instance of `aiogram.client.bot.Bot`

`async close()` → None

Close bot session

`register(`*app: None, /, path: str, **kwargs: Any*`)` → None

Register route and shutdown callback

**Параметри**

- `app` – instance of aiohttp Application
- `path` – route path
- `kwargs` –

`async resolve_bot(`*request: Request*`)` → Bot

This method should be implemented in subclasses of this class.

Resolve Bot instance from request.

**Параметри**
`request` –

**Повертає**
Bot instance

`class aiogram.webhook.aiohttp_server.TokenBasedRequestHandler(`*dispatcher: Dispatcher, handle_in_background: bool = True, bot_settings: Dict[str, Any] | None = None, **data: Any*`)`

`__init__(`*dispatcher: Dispatcher, handle_in_background: bool = True, bot_settings: Dict[str, Any] | None = None, **data: Any*`)` → None

Handler that supports multiple bots the context will be resolved from path variable „bot_token“

**Примітка:** This handler is not recommended in due to token is available in URL and can be logged by reverse proxy server or other middleware.

**Параметри**

- `dispatcher` – instance of *aiogram.dispatcher.dispatcher.Dispatcher*
- `handle_in_background` – immediately responds to the Telegram instead of a waiting end of handler process
- `bot_settings` – kwargs that will be passed to new Bot instance

`register(`*app: None, /, path: str, **kwargs: Any*`)` → None

Validate path, register route and shutdown callback

**Параметри**

- app – instance of aiohttp Application
- path – route path
- kwargs –

`async resolve_bot(request: Request) → Bot`

Get bot token from a path and create or get from cache Bot instance

**Параметри**
request –

**Повертає**

### Security

Telegram supports two methods to verify incoming requests that they are from Telegram:

#### Using a secret token

When you set webhook, you can specify a secret token and then use it to verify incoming requests.

#### Using IP filtering

You can specify a list of IP addresses from which you expect incoming requests, and then use it to verify incoming requests.

It can be acy using firewall rules or nginx configuration or middleware on application level.

So, aiogram has an implementation of the IP filtering middleware for aiohttp.

`aiogram.webhook.aiohttp_server.ip_filter_middleware(ip_filter: IPFilter) → Callable[[Request, Callable[[Request], Awaitable[StreamResponse]]], Awaitable[Any]]`

**Параметри**
ip_filter –

**Повертає**

`class aiogram.webhook.security.IPFilter(ips: Sequence[str | IPv4Network | IPv4Address] | None = None)`

`__init__(ips: Sequence[str | IPv4Network | IPv4Address] | None = None)`

### Examples

#### Behind reverse proxy

In this example we'll use aiohttp as web framework and nginx as reverse proxy.

```
"""
This example shows how to use webhook on behind of any reverse proxy (nginx, traefik,␣
↪ingress etc.)
"""
import logging
import sys
from os import getenv

from aiohttp import web

from aiogram import Bot, Dispatcher, Router, types
from aiogram.enums import ParseMode
from aiogram.filters import CommandStart
from aiogram.types import Message
from aiogram.utils.markdown import hbold
from aiogram.webhook.aiohttp_server import SimpleRequestHandler, setup_application

# Bot token can be obtained via https://t.me/BotFather
TOKEN = getenv("BOT_TOKEN")

# Webserver settings
# bind localhost only to prevent any external access
WEB_SERVER_HOST = "127.0.0.1"
# Port for incoming request from reverse proxy. Should be any available port
WEB_SERVER_PORT = 8080

# Path to webhook route, on which Telegram will send requests
WEBHOOK_PATH = "/webhook"
# Secret key to validate requests from Telegram (optional)
WEBHOOK_SECRET = "my-secret"
# Base URL for webhook will be used to generate webhook URL for Telegram,
# in this example it is used public DNS with HTTPS support
BASE_WEBHOOK_URL = "https://aiogram.dev/"

# All handlers should be attached to the Router (or Dispatcher)
router = Router()


@router.message(CommandStart())
async def command_start_handler(message: Message) -> None:
    """
    This handler receives messages with `/start` command
    """
    # Most event objects have aliases for API methods that can be called in events'␣
↪context
    # For example if you want to answer to incoming message you can use `message.answer(.
↪..)` alias
```

(continues on next page)

(continued from previous page)

```
    # and the target chat will be passed to :ref:`aiogram.methods.send_message.
↪SendMessage`
    # method automatically or call API method directly via
    # Bot instance: `bot.send_message(chat_id=message.chat.id, ...)`
    await message.answer(f"Hello, {hbold(message.from_user.full_name)}!")


@router.message()
async def echo_handler(message: types.Message) -> None:
    """
    Handler will forward receive a message back to the sender

    By default, message handler will handle all message types (like text, photo, sticker␣
↪etc.)
    """
    try:
        # Send a copy of the received message
        await message.send_copy(chat_id=message.chat.id)
    except TypeError:
        # But not all the types is supported to be copied so need to handle it
        await message.answer("Nice try!")


async def on_startup(bot: Bot) -> None:
    # If you have a self-signed SSL certificate, then you will need to send a public
    # certificate to Telegram
    await bot.set_webhook(f"{BASE_WEBHOOK_URL}{WEBHOOK_PATH}", secret_token=WEBHOOK_
↪SECRET)


def main() -> None:
    # Dispatcher is a root router
    dp = Dispatcher()
    # ... and all other routers should be attached to Dispatcher
    dp.include_router(router)

    # Register startup hook to initialize webhook
    dp.startup.register(on_startup)

    # Initialize Bot instance with a default parse mode which will be passed to all API␣
↪calls
    bot = Bot(TOKEN, parse_mode=ParseMode.HTML)

    # Create aiohttp.web.Application instance
    app = web.Application()

    # Create an instance of request handler,
    # aiogram has few implementations for different cases of usage
    # In this example we use SimpleRequestHandler which is designed to handle simple␣
↪cases
    webhook_requests_handler = SimpleRequestHandler(
        dispatcher=dp,
```

(continues on next page)

(continued from previous page)

```
        bot=bot,
        secret_token=WEBHOOK_SECRET,
    )
    # Register webhook handler on application
    webhook_requests_handler.register(app, path=WEBHOOK_PATH)

    # Mount dispatcher startup and shutdown hooks to aiohttp application
    setup_application(app, dp, bot=bot)

    # And finally start webserver
    web.run_app(app, host=WEB_SERVER_HOST, port=WEB_SERVER_PORT)


if __name__ == "__main__":
    logging.basicConfig(level=logging.INFO, stream=sys.stdout)
    main()
```

When you use nginx as reverse proxy, you should set *proxy_pass* to your aiohttp server address.

```
location /webhook {
    proxy_set_header Host $http_host;
    proxy_set_header X-Forwarded-For $proxy_add_x_forwarded_for;
    proxy_redirect off;
    proxy_buffering off;
    proxy_pass http://127.0.0.1:8080;
}
```

### Without reverse proxy (not recommended)

In case without using reverse proxy, you can use aiohttp's ssl context.

Also this example contains usage with self-signed certificate.

```
"""
This example shows how to use webhook with SSL certificate.
"""
import logging
import ssl
import sys
from os import getenv

from aiohttp import web

from aiogram import Bot, Dispatcher, Router, types
from aiogram.enums import ParseMode
from aiogram.filters import CommandStart
from aiogram.types import FSInputFile, Message
from aiogram.utils.markdown import hbold
from aiogram.webhook.aiohttp_server import SimpleRequestHandler, setup_application

# Bot token can be obtained via https://t.me/BotFather
```

(continues on next page)

(continued from previous page)

```
TOKEN = getenv("BOT_TOKEN")

# Webserver settings
# bind localhost only to prevent any external access
WEB_SERVER_HOST = "127.0.0.1"
# Port for incoming request from reverse proxy. Should be any available port
WEB_SERVER_PORT = 8080

# Path to webhook route, on which Telegram will send requests
WEBHOOK_PATH = "/webhook"
# Secret key to validate requests from Telegram (optional)
WEBHOOK_SECRET = "my-secret"
# Base URL for webhook will be used to generate webhook URL for Telegram,
# in this example it is used public address with TLS support
BASE_WEBHOOK_URL = "https://aiogram.dev"

# Path to SSL certificate and private key for self-signed certificate.
WEBHOOK_SSL_CERT = "/path/to/cert.pem"
WEBHOOK_SSL_PRIV = "/path/to/private.key"

# All handlers should be attached to the Router (or Dispatcher)
router = Router()


@router.message(CommandStart())
async def command_start_handler(message: Message) -> None:
    """
    This handler receives messages with `/start` command
    """
    # Most event objects have aliases for API methods that can be called in events'␣
↪context
    # For example if you want to answer to incoming message you can use `message.answer(.
↪..)` alias
    # and the target chat will be passed to :ref:`aiogram.methods.send_message.
↪SendMessage`
    # method automatically or call API method directly via
    # Bot instance: `bot.send_message(chat_id=message.chat.id, ...)`
    await message.answer(f"Hello, {hbold(message.from_user.full_name)}!")


@router.message()
async def echo_handler(message: types.Message) -> None:
    """
    Handler will forward receive a message back to the sender

    By default, message handler will handle all message types (like text, photo, sticker␣
↪etc.)
    """
    try:
        # Send a copy of the received message
        await message.send_copy(chat_id=message.chat.id)
    except TypeError:
```

(continues on next page)

(continued from previous page)

```
        # But not all the types is supported to be copied so need to handle it
        await message.answer("Nice try!")


async def on_startup(bot: Bot) -> None:
    # In case when you have a self-signed SSL certificate, you need to send the␣
↪certificate
    # itself to Telegram servers for validation purposes
    # (see https://core.telegram.org/bots/self-signed)
    # But if you have a valid SSL certificate, you SHOULD NOT send it to Telegram␣
↪servers.
    await bot.set_webhook(
        f"{BASE_WEBHOOK_URL}{WEBHOOK_PATH}",
        certificate=FSInputFile(WEBHOOK_SSL_CERT),
        secret_token=WEBHOOK_SECRET,
    )


def main() -> None:
    # Dispatcher is a root router
    dp = Dispatcher()
    # ... and all other routers should be attached to Dispatcher
    dp.include_router(router)

    # Register startup hook to initialize webhook
    dp.startup.register(on_startup)

    # Initialize Bot instance with a default parse mode which will be passed to all API␣
↪calls
    bot = Bot(TOKEN, parse_mode=ParseMode.HTML)

    # Create aiohttp.web.Application instance
    app = web.Application()

    # Create an instance of request handler,
    # aiogram has few implementations for different cases of usage
    # In this example we use SimpleRequestHandler which is designed to handle simple␣
↪cases
    webhook_requests_handler = SimpleRequestHandler(
        dispatcher=dp,
        bot=bot,
        secret_token=WEBHOOK_SECRET,
    )
    # Register webhook handler on application
    webhook_requests_handler.register(app, path=WEBHOOK_PATH)

    # Mount dispatcher startup and shutdown hooks to aiohttp application
    setup_application(app, dp, bot=bot)

    # Generate SSL context
    context = ssl.SSLContext(ssl.PROTOCOL_TLSv1_2)
    context.load_cert_chain(WEBHOOK_SSL_CERT, WEBHOOK_SSL_PRIV)
```

(continues on next page)

(continued from previous page)

```
    # And finally start webserver
    web.run_app(app, host=WEB_SERVER_HOST, port=WEB_SERVER_PORT, ssl_context=context)


if __name__ == "__main__":
    logging.basicConfig(level=logging.INFO, stream=sys.stdout)
    main()
```

#### With using other web framework

You can pass incoming request to aiogram's webhook controller from any web framework you want.

Read more about it in `aiogram.dispatcher.dispatcher.Dispatcher.feed_webhook_update()` or *aiogram.dispatcher.dispatcher.Dispatcher.feed_update()* methods.

```
update = Update.model_validate(await request.json(), context={"bot": bot})
await dispatcher.feed_update(update)
```

**Примітка:** If you want to use reply into webhook, you should check that result of the `feed_update` methods is an instance of API method and build `multipart/form-data` or `application/json` response body manually.

### 2.4.7 Кінцевий автомат (FSM)

Кінцевий автомат, кінцевий автоматон, або машина станів (FSM, FSA, finite automaton, state machine) - це математична модель обчислень.

Це абстрактна машина, яка може перебувати в одному зі скінченної кількості станів у будь-який момент часу. Кінцевий автомат може переходити з одного стану в інший у відповідь на деякі вхідні дані; перехід з одного стану в інший називається переходом.

Кінцевий автомат визначається списком його станів, початковим станом і вхідними даними, які запускають кожен перехід.

Джерело: WikiPedia

#### Приклад використання

Не всі функції бота можна реалізувати як єдиний обробник (handler), наприклад, якщо Вам потрібно буде збирати деякі дані від користувача в окремих кроках, вам потрібно буде використовувати FSM.

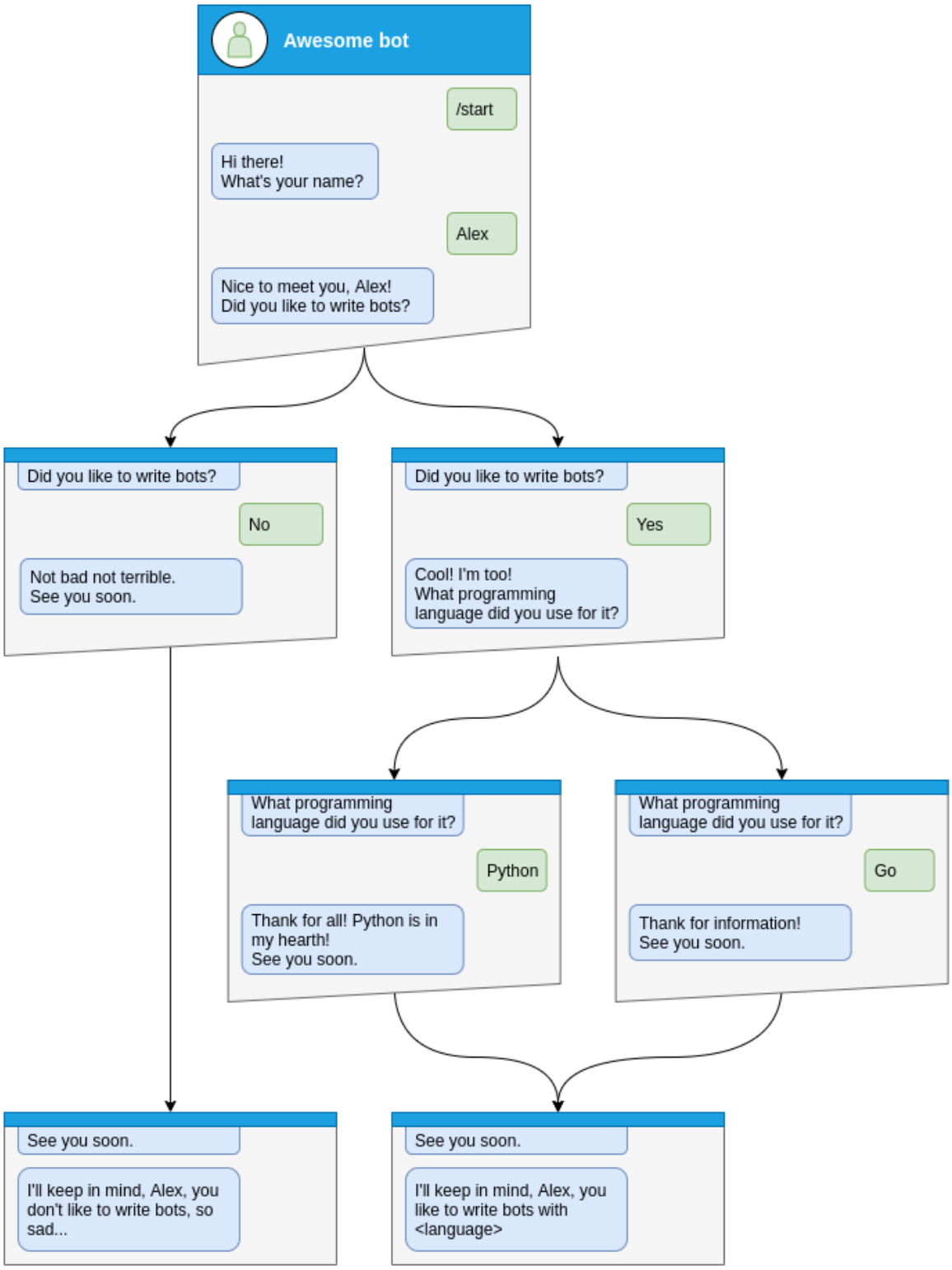


Гайда, подивимось як реалізувати це крок за кроком

#### Крок за кроком

Перед обробкою будь-яких станів Вам потрібно буде вказати тип станів, які Ви хочете обробляти

```
class Form(StatesGroup):
    name = State()
    like_bots = State()
    language = State()
```

А потім напишіть обробник (handler) для кожного стану окремо від початку діалогу

Тут діалог можна почати лише за допомогою команди `/start`, тому давайте обробимо її та зробимо перехід користувача до стану `Form.name`

```
@form_router.message(CommandStart())
async def command_start(message: Message, state: FSMContext) -> None:
    await state.set_state(Form.name)
    await message.answer(
        "Hi there! What's your name?",
        reply_markup=ReplyKeyboardRemove(),
    )
```

Після цього Вам потрібно буде зберегти деякі дані в пам'яті та перейти до наступного кроку.

```
@form_router.message(Form.name)
async def process_name(message: Message, state: FSMContext) -> None:
    await state.update_data(name=message.text)
    await state.set_state(Form.like_bots)
    await message.answer(
        f"Nice to meet you, {html.quote(message.text)}!\nDid you like to write bots?",
        reply_markup=ReplyKeyboardMarkup(
            keyboard=[
                [
                    KeyboardButton(text="Yes"),
                    KeyboardButton(text="No"),
                ]
            ],
            resize_keyboard=True,
        ),
    )
```

На наступних кроках користувач може дати різні відповіді, це може бути «так», «ні» або будь-що інше

Обробка `yes` і скоро нам потрібно буде обробити стан `Form.language`

```
@form_router.message(Form.like_bots, F.text.casefold() == "yes")
async def process_like_write_bots(message: Message, state: FSMContext) -> None:
    await state.set_state(Form.language)

    await message.reply(
        "Cool! I'm too!\nWhat programming language did you use for it?",
        reply_markup=ReplyKeyboardRemove(),
    )
```

Обробка `no`

```
@form_router.message(Form.like_bots, F.text.casefold() == "no")
async def process_dont_like_write_bots(message: Message, state: FSMContext) -> None:
    data = await state.get_data()
    await state.clear()
    await message.answer(
        "Not bad not terrible.\nSee you soon.",
        reply_markup=ReplyKeyboardRemove(),
    )
    await show_summary(message=message, data=data, positive=False)
```

І обробка будь-яких інших відповідей

```
@form_router.message(Form.like_bots)
async def process_unknown_write_bots(message: Message) -> None:
    await message.reply("I don't understand you :(")
```

Всі можливі випадки кроку *like_bots* було розглянуто, нумо реалізуємо останній крок

```
@form_router.message(Form.language)
async def process_language(message: Message, state: FSMContext) -> None:
    data = await state.update_data(language=message.text)
    await state.clear()

    if message.text.casefold() == "python":
        await message.reply(
            "Python, you say? That's the language that makes my circuits light up! "
        )

    await show_summary(message=message, data=data)
```

```
async def show_summary(message: Message, data: Dict[str, Any], positive: bool = True) ->␣
↪None:
    name = data["name"]
    language = data.get("language", "<something unexpected>")
    text = f"I'll keep in mind that, {html.quote(name)}, "
    text += (
        f"you like to write bots with {html.quote(language)}."
        if positive
        else "you don't like to write bots, so sad..."
    )
    await message.answer(text=text, reply_markup=ReplyKeyboardRemove())
```

І тепер Ви виконали всі кроки на зображенні, але ви можете зробити можливість скасувати діалог, давайте зробимо це за допомогою команди або тексту

```
@form_router.message(Command("cancel"))
@form_router.message(F.text.casefold() == "cancel")
async def cancel_handler(message: Message, state: FSMContext) -> None:
    """
    Allow user to cancel any action
    """
    current_state = await state.get_state()
    if current_state is None:
```

(continues on next page)

(continued from previous page)

```
        return

    logging.info("Cancelling state %r", current_state)
    await state.clear()
    await message.answer(
        "Cancelled.",
        reply_markup=ReplyKeyboardRemove(),
    )
```

### Повний приклад

```
import asyncio
import logging
import sys
from os import getenv
from typing import Any, Dict

from aiogram import Bot, Dispatcher, F, Router, html
from aiogram.enums import ParseMode
from aiogram.filters import Command, CommandStart
from aiogram.fsm.context import FSMContext
from aiogram.fsm.state import State, StatesGroup
from aiogram.types import (
    KeyboardButton,
    Message,
    ReplyKeyboardMarkup,
    ReplyKeyboardRemove,
)

TOKEN = getenv("BOT_TOKEN")

form_router = Router()


class Form(StatesGroup):
    name = State()
    like_bots = State()
    language = State()


@form_router.message(CommandStart())
async def command_start(message: Message, state: FSMContext) -> None:
    await state.set_state(Form.name)
    await message.answer(
        "Hi there! What's your name?",
        reply_markup=ReplyKeyboardRemove(),
    )


@form_router.message(Command("cancel"))
```

(continues on next page)

(continued from previous page)

```
@form_router.message(F.text.casefold() == "cancel")
async def cancel_handler(message: Message, state: FSMContext) -> None:
    """
    Allow user to cancel any action
    """
    current_state = await state.get_state()
    if current_state is None:
        return

    logging.info("Cancelling state %r", current_state)
    await state.clear()
    await message.answer(
        "Cancelled.",
        reply_markup=ReplyKeyboardRemove(),
    )


@form_router.message(Form.name)
async def process_name(message: Message, state: FSMContext) -> None:
    await state.update_data(name=message.text)
    await state.set_state(Form.like_bots)
    await message.answer(
        f"Nice to meet you, {html.quote(message.text)}!\nDid you like to write bots?",
        reply_markup=ReplyKeyboardMarkup(
            keyboard=[
                [
                    KeyboardButton(text="Yes"),
                    KeyboardButton(text="No"),
                ]
            ],
            resize_keyboard=True,
        ),
    )


@form_router.message(Form.like_bots, F.text.casefold() == "no")
async def process_dont_like_write_bots(message: Message, state: FSMContext) -> None:
    data = await state.get_data()
    await state.clear()
    await message.answer(
        "Not bad not terrible.\nSee you soon.",
        reply_markup=ReplyKeyboardRemove(),
    )
    await show_summary(message=message, data=data, positive=False)


@form_router.message(Form.like_bots, F.text.casefold() == "yes")
async def process_like_write_bots(message: Message, state: FSMContext) -> None:
    await state.set_state(Form.language)

    await message.reply(
        "Cool! I'm too!\nWhat programming language did you use for it?",
```

(continues on next page)

(continued from previous page)

```
        reply_markup=ReplyKeyboardRemove(),
    )


@form_router.message(Form.like_bots)
async def process_unknown_write_bots(message: Message) -> None:
    await message.reply("I don't understand you :(")


@form_router.message(Form.language)
async def process_language(message: Message, state: FSMContext) -> None:
    data = await state.update_data(language=message.text)
    await state.clear()

    if message.text.casefold() == "python":
        await message.reply(
            "Python, you say? That's the language that makes my circuits light up! "
        )

    await show_summary(message=message, data=data)


async def show_summary(message: Message, data: Dict[str, Any], positive: bool = True) ->␣
↪None:
    name = data["name"]
    language = data.get("language", "<something unexpected>")
    text = f"I'll keep in mind that, {html.quote(name)}, "
    text += (
        f"you like to write bots with {html.quote(language)}."
        if positive
        else "you don't like to write bots, so sad..."
    )
    await message.answer(text=text, reply_markup=ReplyKeyboardRemove())


async def main():
    bot = Bot(token=TOKEN, parse_mode=ParseMode.HTML)
    dp = Dispatcher()
    dp.include_router(form_router)

    await dp.start_polling(bot)


if __name__ == "__main__":
    logging.basicConfig(level=logging.INFO, stream=sys.stdout)
    asyncio.run(main())
```

### Читайте також

### Сховища

### Вбудоване сховище

### MemoryStorage

`class aiogram.fsm.storage.memory.MemoryStorage`

Сховище кінцевого автомату за замовчуванням, зберігає всі дані в `dict` і забуває все під час вимкнення

> **Попередження:** Не рекомендується використовувати на production, оскільки, Ви втратите всі дані під час перезапуску бота

`__init__()` → None

### RedisStorage

`class aiogram.fsm.storage.redis.RedisStorage(`*redis: ~redis.asyncio.client.Redis, key_builder: ~aiogram.fsm.storage.redis.KeyBuilder | None = None, state_ttl: int | ~datetime.timedelta | None = None, data_ttl: int | ~datetime.timedelta | None = None, json_loads: ~typing.Callable[[...], ~typing.Any] = <function loads>, json_dumps: ~typing.Callable[[...], str] = <function dumps>*`)`

Redis storage required `redis` package installed (`pip install redis`)

`__init__(`*redis: ~redis.asyncio.client.Redis, key_builder: ~aiogram.fsm.storage.redis.KeyBuilder | None = None, state_ttl: int | ~datetime.timedelta | None = None, data_ttl: int | ~datetime.timedelta | None = None, json_loads: ~typing.Callable[[...], ~typing.Any] = <function loads>, json_dumps: ~typing.Callable[[...], str] = <function dumps>*`)` → None

**Параметри**

- `redis` – Instance of Redis connection
- `key_builder` – builder that helps to convert contextual key to string
- `state_ttl` – TTL for state records
- `data_ttl` – TTL for data records

`classmethod from_url(`*url: str, connection_kwargs: Dict[str, Any] | None = None, **kwargs: Any*`)` → *RedisStorage*

Create an instance of *`RedisStorage`* with specifying the connection string

**Параметри**

- `url` – for example `redis://user:password@host:port/db`
- `connection_kwargs` – see `redis` docs
- `kwargs` – arguments to be passed to *`RedisStorage`*

**Повертає**
екземпляр класу *RedisStorage*

Ключі всередині сховища можна налаштувати за допомогою конструкторів ключів:

`class aiogram.fsm.storage.redis.KeyBuilder`

Base class for Redis key builder

`abstract build(key: StorageKey, part: Literal['data', 'state', 'lock'])` → str

This method should be implemented in subclasses

**Параметри**

- `key` – contextual key
- `part` – part of the record

**Повертає**
key to be used in Redis queries

`class aiogram.fsm.storage.redis.DefaultKeyBuilder(*, prefix: str = 'fsm', separator: str = ':', with_bot_id: bool = False, with_destiny: bool = False)`

Simple Redis key builder with default prefix.

Generates a colon-joined string with prefix, chat_id, user_id, optional bot_id and optional destiny.

`build(key: StorageKey, part: Literal['data', 'state', 'lock'])` → str

This method should be implemented in subclasses

**Параметри**

- `key` – contextual key
- `part` – part of the record

**Повертає**
key to be used in Redis queries

### Написання власних сховищ

`class aiogram.fsm.storage.base.BaseStorage`

Основний клас для всіх сховищ кінцевого автомату

`abstract async set_state(key: StorageKey, state: str | State | None = None)` → None

Установити стан для вказаного ключа

**Параметри**

- `key` – ключ сховища
- `state` – новий стан

`abstract async get_state(key: StorageKey)` → str | None

Отримання стану ключа

**Параметри**
`key` – ключ сховища

**Повертає**
поточний стан

`abstract async set_data(`*key: StorageKey*, *data: Dict[str, Any]*`)` → None

Запис даних (заміна)

**Параметри**

- `key` – ключ сховища
- `data` – нові дані

`abstract async get_data(`*key: StorageKey*`)` → Dict[str, Any]

Отримання поточних даних для ключа

**Параметри**
`key` – ключ сховища

**Повертає**
нинішні дані

`async update_data(`*key: StorageKey*, *data: Dict[str, Any]*`)` → Dict[str, Any]

Дата оновлення в сховищі для ключа (наприклад, dict.update)

**Параметри**

- `key` – ключ сховища
- `data` – неповні дані

**Повертає**
нові дані

`abstract async close()` → None

Закриття сховища (підключення до бази даних, файлу тощо)

### Майстер сцен

Нове в версії 3.2.

> **Попередження:** Дана фіча є експериментальною, тому у наступних оновленнях може змінюватись.

Базовий інтерфейс **aiogram**-у простий та потужний у використанні, що дозволяє реалізувати прості взаємодії, такі як обробка команд або повідомлень і відповідей. Однак деякі завдання вимагають поетапного діалогу між користувачем і ботом. Ось де сцени вступають у гру.

### Що ж таке сцени?

Сцена в **aiogram** схожа на абстрактний, ізольований простір імен або кімнату, до якої користувач може потрапити за допомогою коду. Коли користувач перебуває в межах Сцени, більшість інших глобальних команд або обробників повідомлень пропускаються, якщо тільки вони не призначені для роботи поза Сценами.Сцени забезпечують структуру для більш складних взаємодій, ефективно ізолюючи та керуючи контекстами для різних етапів розмови. Вони дозволяють більш організовано контролювати та керувати розмовою.

#### Життєвий цикл

У кожну сцену можна «увійти», «покинути» або «вийти», що забезпечує чіткі переходи між різними етапами розмови. Наприклад, у багатоетапній взаємодії заповнення форми кожен крок може бути сценою - бот направляє користувача від однієї сцени до наступної, коли вони надають необхідну інформацію.

#### Слухачі подій

Сцени мають власні хуки, які є слухачами команд або повідомлень, які діють лише тоді, коли користувач знаходиться всередині сцени. Ці хуки реагують на дії користувача, коли користувач перебуває «всередині» Сцени, надаючи відповіді або дії, відповідні цьому контексту. Коли користувач переходить від однієї сцени до іншої, дії та відповіді відповідно змінюються, оскільки користувач тепер взаємодіє з групою слухачів у новій сцені. Ці «специфічні для сцени» хуки або слухачі, відірвані від глобального контексту прослуховування, дозволяють більш оптимізовану та організовану взаємодію бот-користувач.

#### Взаємодія

Кожна сцена схожа на самодостатній світ із взаємодіями, визначеними в межах цієї сцени. Таким чином, лише обробники, визначені в конкретній сцені, реагуватимуть на введення користувача протягом життєвого циклу цієї сцени.

#### Переваги

Сцени можуть допомогти керувати більш складними робочими процесами взаємодії та забезпечити більш інтерактивні та динамічні діалоги між користувачем і ботом. Це забезпечує велику гнучкість у обробці багатоетапних взаємодій або розмов з користувачами.

#### Як це використовувати?

Наприклад, у нас є тестовий бот, який задає користувачеві серію запитань, а потім відображає результати - назвемо його гра-вікторина.

Почнемо з моделей даних. У цьому прикладі прості моделі даних використовуються для представлення запитань і відповідей, у реальному житті ви, ймовірно, використовували б базу даних для зберігання даних.

Listing 3: Запитання

```
@dataclass
class Answer:
    """
    Represents an answer to a question.
    """

    text: str
    """The answer text"""
    is_correct: bool = False
    """Indicates if the answer is correct"""
```

(continues on next page)

(continued from previous page)

```
@dataclass
class Question:
    """
    Class representing a quiz with a question and a list of answers.
    """

    text: str
    """The question text"""
    answers: list[Answer]
    """List of answers"""

    correct_answer: str = field(init=False)

    def __post_init__(self):
        self.correct_answer = next(answer.text for answer in self.answers if answer.is_
↪correct)


# Fake data, in real application you should use a database or something else
QUESTIONS = [
    Question(
        text="What is the capital of France?",
        answers=[
            Answer("Paris", is_correct=True),
            Answer("London"),
            Answer("Berlin"),
            Answer("Madrid"),
        ],
    ),
    Question(
        text="What is the capital of Spain?",
        answers=[
            Answer("Paris"),
            Answer("London"),
            Answer("Berlin"),
            Answer("Madrid", is_correct=True),
        ],
    ),
    Question(
        text="What is the capital of Germany?",
        answers=[
            Answer("Paris"),
            Answer("London"),
            Answer("Berlin", is_correct=True),
            Answer("Madrid"),
        ],
    ),
    Question(
        text="What is the capital of England?",
        answers=[
```

(continues on next page)

(continued from previous page)

```
            Answer("Paris"),
            Answer("London", is_correct=True),
            Answer("Berlin"),
            Answer("Madrid"),
        ],
    ),
    Question(
        text="What is the capital of Italy?",
        answers=[
            Answer("Paris"),
            Answer("London"),
            Answer("Berlin"),
            Answer("Rome", is_correct=True),
        ],
    ),
]
```

Потім нам потрібно створити клас Scene, який представлятиме сцену вікторини:

**Примітка:** Іменований аргумент, переданий у визначення класу, описує ім'я сцени - те саме, що стан сцени.

Listing 4: Сцена вікторини

```
class QuizScene(Scene, state="quiz"):
    """
    This class represents a scene for a quiz game.

    It inherits from Scene class and is associated with the state "quiz".
    It handles the logic and flow of the quiz game.
    """
```

Також нам потрібно визначити обробник, який допоможе запустити вікторину:

Listing 5: Обробник для запуску вікторини

```
quiz_router = Router(name=__name__)
# Add handler that initializes the scene
quiz_router.message.register(QuizScene.as_handler(), Command("quiz"))
```

Після визначення сцени нам потрібно зареєструвати її в SceneRegistry:

Listing 6: Реєстрація сцени

```
def create_dispatcher():
    # Event isolation is needed to correctly handle fast user responses
    dispatcher = Dispatcher(
        events_isolation=SimpleEventIsolation(),
    )
    dispatcher.include_router(quiz_router)
```

(continues on next page)

(continued from previous page)

```
    # To use scenes, you should create a SceneRegistry and register your scenes there
    scene_registry = SceneRegistry(dispatcher)
    # ... and then register a scene in the registry
    # by default, Scene will be mounted to the router that passed to the SceneRegistry,
    # but you can specify the router explicitly using the `router` argument
    scene_registry.add(QuizScene)

    return dispatcher
```

Отже, тепер ми можемо реалізувати логіку гри-вікторини, кожне запитання надсилається користувачеві одне за одним, а відповідь користувача перевіряється в кінці всіх запитань.

Тепер нам потрібно написати точку входу для обробника запитань:

Listing 7: Точка входу обробника запитань

```
    @on.message.enter()
    async def on_enter(self, message: Message, state: FSMContext, step: int | None = 0) -
↪> Any:
        """
        Method triggered when the user enters the quiz scene.

        It displays the current question and answer options to the user.

        :param message:
        :param state:
        :param step: Scene argument, can be passed to the scene using the wizard
        :return:
        """
        if not step:
            # This is the first step, so we should greet the user
            await message.answer("Welcome to the quiz!")

        try:
            quiz = QUESTIONS[step]
        except IndexError:
            # This error means that the question's list is over
            return await self.wizard.exit()

        markup = ReplyKeyboardBuilder()
        markup.add(*[KeyboardButton(text=answer.text) for answer in quiz.answers])

        if step > 0:
            markup.button(text=" Back")
        markup.button(text=" Exit")

        await state.update_data(step=step)
        return await message.answer(
            text=QUESTIONS[step].text,
            reply_markup=markup.adjust(2).as_markup(resize_keyboard=True),
        )
```

Після входу в сцену ми маємо очікувати відповіді користувача, тому нам потрібно написати для неї

обробник, цей обробник має очікувати текстове повідомлення, зберегти відповідь і повторно виконати обробник запитання для наступного запитання:

Listing 8: Обробник відповідей

```
    @on.message(F.text)
    async def answer(self, message: Message, state: FSMContext) -> None:
        """
        Method triggered when the user selects an answer.

        It stores the answer and proceeds to the next question.

        :param message:
        :param state:
        :return:
        """
        data = await state.get_data()
        step = data["step"]
        answers = data.get("answers", {})
        answers[step] = message.text
        await state.update_data(answers=answers)

        await self.wizard.retake(step=step + 1)
```

Коли користувач відповідає невідомим повідомленням, ми повинні знову очікувати текстове повідомлення:

Listing 9: Невідомий обробник повідомлень

```
    @on.message()
    async def unknown_message(self, message: Message) -> None:
        """
        Method triggered when the user sends a message that is not a command or an␣
↪answer.

        It asks the user to select an answer.

        :param message: The message received from the user.
        :return: None
        """
        await message.answer("Please select an answer.")
```

Після відповіді на всі запитання ми маємо показати результати користувачеві, як ви можете бачити в коді нижче, ми використовуємо *await self.wizard.exit()*, щоб вийти зі сцени, коли список запитань у *QuizScene» закінчено .on_ enter* обробник.

Це означає, що нам потрібно написати обробник виходу, щоб показати результати користувачеві:

Listing 10: Обробник показу результатів

```
    @on.message.exit()
    async def on_exit(self, message: Message, state: FSMContext) -> None:
        """
        Method triggered when the user exits the quiz scene.
```

(continues on next page)

(continued from previous page)

```
        It calculates the user's answers, displays the summary, and clears the stored␣
↪answers.

        :param message:
        :param state:
        :return:
        """
        data = await state.get_data()
        answers = data.get("answers", {})

        correct = 0
        incorrect = 0
        user_answers = []
        for step, quiz in enumerate(QUESTIONS):
            answer = answers.get(step)
            is_correct = answer == quiz.correct_answer
            if is_correct:
                correct += 1
                icon = ""
            else:
                incorrect += 1
                icon = ""
            if answer is None:
                answer = "no answer"
            user_answers.append(f"{quiz.text} ({icon} {html.quote(answer)})")

        content = as_list(
            as_section(
                Bold("Your answers:"),
                as_numbered_list(*user_answers),
            ),
            "",
            as_section(
                Bold("Summary:"),
                as_list(
                    as_key_value("Correct", correct),
                    as_key_value("Incorrect", incorrect),
                ),
            ),
        )

        await message.answer(**content.as_kwargs(), reply_markup=ReplyKeyboardRemove())
        await state.set_data({})
```

Також ми можемо виконати дії для виходу з вікторини або повернення до попереднього запитання:

Listing 11: Обробник виходу

```
    @on.message(F.text == " Exit")
    async def exit(self, message: Message) -> None:
        """
        Method triggered when the user selects the "Exit" button.
```

(continues on next page)

(continued from previous page)

```
        It exits the quiz.

        :param message:
        :return:
        """
        await self.wizard.exit()
```

Listing 12: Обробник дії «повернутись»

```
    @on.message(F.text == " Back")
    async def back(self, message: Message, state: FSMContext) -> None:
        """
        Method triggered when the user selects the "Back" button.

        It allows the user to go back to the previous question.

        :param message:
        :param state:
        :return:
        """
        data = await state.get_data()
        step = data["step"]

        previous_step = step - 1
        if previous_step < 0:
            # In case when the user tries to go back from the first question,
            # we just exit the quiz
            return await self.wizard.exit()
        return await self.wizard.back(step=previous_step)
```

Тепер ми можемо запустити бота і протестувати гру-вікторину:

Listing 13: Запустіть бота

```
async def main():
    dispatcher = create_dispatcher()
    bot = Bot(TOKEN)
    await dispatcher.start_polling(bot)


if __name__ == "__main__":
    logging.basicConfig(level=logging.INFO)
    asyncio.run(main())
    # Alternatively, you can use aiogram-cli:
    # `aiogram run polling quiz_scene:create_dispatcher --log-level info --token BOT_
↪TOKEN`
```

Зберемо все разом

Listing 14: Приклад вікторини

```
import asyncio
import logging
from dataclasses import dataclass, field
from os import getenv
from typing import Any

from aiogram import Bot, Dispatcher, F, Router, html
from aiogram.filters import Command
from aiogram.fsm.context import FSMContext
from aiogram.fsm.scene import Scene, SceneRegistry, ScenesManager, on
from aiogram.fsm.storage.memory import SimpleEventIsolation
from aiogram.types import KeyboardButton, Message, ReplyKeyboardRemove
from aiogram.utils.formatting import (
    Bold,
    as_key_value,
    as_list,
    as_numbered_list,
    as_section,
)
from aiogram.utils.keyboard import ReplyKeyboardBuilder

TOKEN = getenv("BOT_TOKEN")


@dataclass
class Answer:
    """
    Represents an answer to a question.
    """

    text: str
    """The answer text"""
    is_correct: bool = False
    """Indicates if the answer is correct"""


@dataclass
class Question:
    """
    Class representing a quiz with a question and a list of answers.
    """

    text: str
    """The question text"""
    answers: list[Answer]
    """List of answers"""

    correct_answer: str = field(init=False)

    def __post_init__(self):
```

(continues on next page)

(continued from previous page)

```
        self.correct_answer = next(answer.text for answer in self.answers if answer.is_
↪correct)


# Fake data, in real application you should use a database or something else
QUESTIONS = [
    Question(
        text="What is the capital of France?",
        answers=[
            Answer("Paris", is_correct=True),
            Answer("London"),
            Answer("Berlin"),
            Answer("Madrid"),
        ],
    ),
    Question(
        text="What is the capital of Spain?",
        answers=[
            Answer("Paris"),
            Answer("London"),
            Answer("Berlin"),
            Answer("Madrid", is_correct=True),
        ],
    ),
    Question(
        text="What is the capital of Germany?",
        answers=[
            Answer("Paris"),
            Answer("London"),
            Answer("Berlin", is_correct=True),
            Answer("Madrid"),
        ],
    ),
    Question(
        text="What is the capital of England?",
        answers=[
            Answer("Paris"),
            Answer("London", is_correct=True),
            Answer("Berlin"),
            Answer("Madrid"),
        ],
    ),
    Question(
        text="What is the capital of Italy?",
        answers=[
            Answer("Paris"),
            Answer("London"),
            Answer("Berlin"),
            Answer("Rome", is_correct=True),
        ],
    ),
]
```

(continues on next page)

(continued from previous page)

```
class QuizScene(Scene, state="quiz"):
    """
    This class represents a scene for a quiz game.

    It inherits from Scene class and is associated with the state "quiz".
    It handles the logic and flow of the quiz game.
    """

    @on.message.enter()
    async def on_enter(self, message: Message, state: FSMContext, step: int | None = 0) -
↪> Any:
        """
        Method triggered when the user enters the quiz scene.

        It displays the current question and answer options to the user.

        :param message:
        :param state:
        :param step: Scene argument, can be passed to the scene using the wizard
        :return:
        """
        if not step:
            # This is the first step, so we should greet the user
            await message.answer("Welcome to the quiz!")

        try:
            quiz = QUESTIONS[step]
        except IndexError:
            # This error means that the question's list is over
            return await self.wizard.exit()

        markup = ReplyKeyboardBuilder()
        markup.add(*[KeyboardButton(text=answer.text) for answer in quiz.answers])

        if step > 0:
            markup.button(text=" Back")
        markup.button(text=" Exit")

        await state.update_data(step=step)
        return await message.answer(
            text=QUESTIONS[step].text,
            reply_markup=markup.adjust(2).as_markup(resize_keyboard=True),
        )

    @on.message.exit()
    async def on_exit(self, message: Message, state: FSMContext) -> None:
        """
        Method triggered when the user exits the quiz scene.

        It calculates the user's answers, displays the summary, and clears the stored␣
```

(continues on next page)

(continued from previous page)

```
↪answers.

        :param message:
        :param state:
        :return:
        """
        data = await state.get_data()
        answers = data.get("answers", {})

        correct = 0
        incorrect = 0
        user_answers = []
        for step, quiz in enumerate(QUESTIONS):
            answer = answers.get(step)
            is_correct = answer == quiz.correct_answer
            if is_correct:
                correct += 1
                icon = ""
            else:
                incorrect += 1
                icon = ""
            if answer is None:
                answer = "no answer"
            user_answers.append(f"{quiz.text} ({icon} {html.quote(answer)})")

        content = as_list(
            as_section(
                Bold("Your answers:"),
                as_numbered_list(*user_answers),
            ),
            "",
            as_section(
                Bold("Summary:"),
                as_list(
                    as_key_value("Correct", correct),
                    as_key_value("Incorrect", incorrect),
                ),
            ),
        )

        await message.answer(**content.as_kwargs(), reply_markup=ReplyKeyboardRemove())
        await state.set_data({})

    @on.message(F.text == " Back")
    async def back(self, message: Message, state: FSMContext) -> None:
        """
        Method triggered when the user selects the "Back" button.

        It allows the user to go back to the previous question.

        :param message:
        :param state:
```

(continues on next page)

(continued from previous page)

```
        :return:
        """
        data = await state.get_data()
        step = data["step"]

        previous_step = step - 1
        if previous_step < 0:
            # In case when the user tries to go back from the first question,
            # we just exit the quiz
            return await self.wizard.exit()
        return await self.wizard.back(step=previous_step)

    @on.message(F.text == " Exit")
    async def exit(self, message: Message) -> None:
        """
        Method triggered when the user selects the "Exit" button.

        It exits the quiz.

        :param message:
        :return:
        """
        await self.wizard.exit()

    @on.message(F.text)
    async def answer(self, message: Message, state: FSMContext) -> None:
        """
        Method triggered when the user selects an answer.

        It stores the answer and proceeds to the next question.

        :param message:
        :param state:
        :return:
        """
        data = await state.get_data()
        step = data["step"]
        answers = data.get("answers", {})
        answers[step] = message.text
        await state.update_data(answers=answers)

        await self.wizard.retake(step=step + 1)

    @on.message()
    async def unknown_message(self, message: Message) -> None:
        """
        Method triggered when the user sends a message that is not a command or an␣
↪answer.

        It asks the user to select an answer.

        :param message: The message received from the user.
```

(continues on next page)

(continued from previous page)

```
        :return: None
        """
        await message.answer("Please select an answer.")


quiz_router = Router(name=__name__)
# Add handler that initializes the scene
quiz_router.message.register(QuizScene.as_handler(), Command("quiz"))


@quiz_router.message(Command("start"))
async def command_start(message: Message, scenes: ScenesManager):
    await scenes.close()
    await message.answer(
        "Hi! This is a quiz bot. To start the quiz, use the /quiz command.",
        reply_markup=ReplyKeyboardRemove(),
    )


def create_dispatcher():
    # Event isolation is needed to correctly handle fast user responses
    dispatcher = Dispatcher(
        events_isolation=SimpleEventIsolation(),
    )
    dispatcher.include_router(quiz_router)

    # To use scenes, you should create a SceneRegistry and register your scenes there
    scene_registry = SceneRegistry(dispatcher)
    # ... and then register a scene in the registry
    # by default, Scene will be mounted to the router that passed to the SceneRegistry,
    # but you can specify the router explicitly using the `router` argument
    scene_registry.add(QuizScene)

    return dispatcher


async def main():
    dispatcher = create_dispatcher()
    bot = Bot(TOKEN)
    await dispatcher.start_polling(bot)


if __name__ == "__main__":
    logging.basicConfig(level=logging.INFO)
    asyncio.run(main())
    # Alternatively, you can use aiogram-cli:
    # `aiogram run polling quiz_scene:create_dispatcher --log-level info --token BOT_
↪TOKEN`
```

### Компоненти

- *aiogram.fsm.scene.Scene* - представляє сцену, містить обробники
- *aiogram.fsm.scene.SceneRegistry* - контейнер для всіх сцен у боті, використовується для реєстрації сцен та їх вирішення за назвою
- *aiogram.fsm.scene.ScenesManager* - керує сценами для кожного користувача, використовується для входу, виходу та вирішення поточної сцени для користувача
- *aiogram.fsm.scene.SceneConfig* - конфігурація сцени, використовується для налаштування сцени
- *aiogram.fsm.scene.SceneWizard* - майстер сцени, який використовується для взаємодії з користувачем у сцені з активного обробника сцени
- Markers - маркер для обробників сцен, використовується для позначення обробників сцен

`class aiogram.fsm.scene.Scene(`*wizard:* SceneWizard`)`

Представляє крок в діалозі.

Сцена — це певний стан розмови, де можуть відбуватися певні дії.

Кожна сцена має набір фільтрів, які визначають, коли вона має бути запущена, і набір обробників, які визначають дії, які мають виконуватися, коли сцена активна.

---

**Примітка:** Цей клас не призначений для безпосереднього використання. Замість цього слід створити підкласи для визначення власних сцен.

---

`classmethod add_to_router(`*router:* Router`)` → None

Додає сцену до заданого маршрутизатора.

**Параметри**
`router` –

**Повертає**

`classmethod as_handler(`***kwargs: Any*`)` → Callable[[...], Any]

Створіть обробник точки входу для сцени, який можна використовувати для спрощення обробника, який запускає сцену.

```
>>> router.message.register(MyScene.as_handler(), Command("start"))
```

`classmethod as_router(`*name: str | None = None*`)` → *Router*

Returns the scene as a router.

**Повертає**
новий роутер

`class aiogram.fsm.scene.SceneRegistry(`*router:* Router, *register_on_add: bool = True*`)`

Клас, який представляє реєстр для сцен.

`add(`**scenes: Type[*Scene*], router:* Router | *None = None*`)` → None

Цей метод додає вказані сцени до реєстру та додатково реєструє їх на маршрутизаторі.

Якщо сцена з таким самим станом уже існує в реєстрі, виникає SceneException.

> **Попередження:** If the router is not specified, the scenes will not be registered to the router. You will need to include the scenes manually to the router or use the register method.

**Параметри**

- `scenes` – Параметр змінної довжини, який приймає один або кілька типів сцен. Ці сцени є екземплярами класу Scene.
- `router` – Додатковий параметр, який визначає маршрутизатор, до якого слід додати сцени.

**Повертає**
None

`get`(*scene: Type[Scene] | str | None*) → Type[*Scene*]

Цей метод повертає зареєстрований об'єкт Scene для вказаної сцени. Параметром сцени може бути або об'єкт Scene, або рядок, що представляє назву сцени. Якщо надається об'єкт Scene, атрибут стану об'єкта SceneConfig, пов'язаного з об'єктом Scene, використовуватиметься як ім'я сцени. Якщо вказано None або недійсний тип, буде викликано SceneException.

Якщо вказану сцену не зареєстровано в об'єкті SceneRegistry, буде породжено помилку SceneException.

**Параметри**
`scene` – Об'єкт Scene або рядок, що представляє назву сцени.

**Повертає**
Зареєстрований об'єкт Scene, що відповідає даному параметру сцени.

`register`(**scenes: Type[Scene]*) → None

Реєструє одну або кілька сцен у SceneRegistry.

**Параметри**
`scenes` – Один або кілька класів сцен для реєстрації.

**Повертає**
None

`class aiogram.fsm.scene.ScenesManager`(*registry: SceneRegistry, update_type: str, event: TelegramObject, state: FSMContext, data: Dict[str, Any]*)

Клас ScenesManager відповідає за керування сценами в програмі. Він надає методи входу та виходу зі сцен, а також відновлення активної сцени.

`async close`(***kwargs: Any*) → None

Метод Close використовується для виходу з поточної активної сцени в ScenesManager.

**Параметри**
`kwargs` – Додаткові аргументи ключового слова, передані в метод виходу сцени.

**Повертає**
None

`async enter`(*scene_type: Type[Scene] | str | None, _check_active: bool = True, **kwargs: Any*) → None

Виходить на вказану сцену.

**Параметри**

- `scene_type` – Додатково Type[Scene] або str, що представляє тип сцени, який потрібно ввести.
- `_check_active` – Необов'язковий параметр, що вказує, чи перевіряти наявність активної сцени для виходу перед входом у нову сцену. За замовчуванням значення True.
- `kwargs` – Додаткові іменовані аргументи для передачі в метод wizard.enter() сцени.

**Повертає**
None

`class aiogram.fsm.scene.SceneConfig(`*state: 'Optional[str]', handlers: 'List[HandlerContainer]', actions: 'Dict[SceneAction, Dict[str, CallableObject]]', reset_data_on_enter: 'Optional[bool]' = None, reset_history_on_enter: 'Optional[bool]' = None, callback_query_without_state: 'Optional[bool]' = None*`)`

`actions: Dict[SceneAction, Dict[str, CallableObject]]`

Дії сцени

`callback_query_without_state: bool | None = None`

Створювати обробники кнопок без перевірки стану поточної сцени

`handlers: List[HandlerContainer]`

Обробники сцени

`reset_data_on_enter: bool | None = None`

Скинути дані сцени після входу

`reset_history_on_enter: bool | None = None`

Скинути історію сцени під час входу

`state: str | None`

Стан сцени

`class aiogram.fsm.scene.SceneWizard(`*scene_config:* SceneConfig, *manager:* ScenesManager, *state: FSMContext, update_type: str, event: TelegramObject, data: Dict[str, Any]*`)`

Клас, який представляє майстер сцен.

Екземпляр цього класу передається кожній сцені як параметр. Отже, ви можете використовувати його для переходу між сценами, отримання та встановлення даних тощо.

---

**Примітка:** Цей клас не призначений для безпосереднього використання. Натомість його слід використовувати як параметр у конструкторі сцени.

---

`async back(`***kwargs: Any*`)` → None

Цей метод використовується для повернення до попередньої сцени.

**Параметри**
`kwargs` – Аргументи ключових слів, які можна передати в метод.

**Повертає**
None

`async clear_data()` → None

Очищає дані.

**Повертає**
None

`async enter(**kwargs: Any)` → None

Метод Enter використовується для переходу в сцену в класі SceneWizard. Він встановлює стан, очищає дані та історію, якщо вказано, і запускає введення події сцени.

**Параметри**
`kwargs` – Додаткові іменовані аргументи.

**Повертає**
None

`async exit(**kwargs: Any)` → None

Вийти з поточної сцени та перейти до стандартного стану чи сцени.

**Параметри**
`kwargs` – Додаткові іменовані аргументи.

**Повертає**
None

`async get_data()` → Dict[str, Any]

Цей метод повертає дані, що зберігаються в поточному стані.

**Повертає**
Словник, що містить дані, що зберігаються в стані сцени.

`async goto(scene: Type[Scene] | str, **kwargs: Any)` → None

Метод *goto* переходить до нової сцени. Спочатку він викликає метод *leave*, щоб виконати будь-яке необхідне очищення в поточній сцені, а потім викликає подію *enter*, щоб увійти до вказаної сцени.

**Параметри**

- `scene` – Сцена для переходу. Може бути екземпляром *Scene* або рядком, що представляє сцену.
- `kwargs` – Додаткові іменовані аргументи для точки входу до *enter* менеджера сцен.

**Повертає**
None

`async leave(_with_history: bool = True, **kwargs: Any)` → None

Залишає поточну сцену. Цей метод використовується для виходу зі сцени та переходу до наступної сцени.

**Параметри**

- `_with_history` – Чи включати історію в знімок. За замовчуванням значення True.
- `kwargs` – Додаткові іменовані аргументи.

**Повертає**
None

`async retake(**kwargs: Any)` → None

Цей метод дозволяє повторно увійти до поточної сцени.

**Параметри**
`kwargs` – Додаткові іменовані аргументи для передачі до сцени.

**Повертає**
None

`async set_data(data: Dict[str, Any])` → None

Встановлює настроювані дані в поточний стан.

**Параметри**
`data` – Словник, що містить настроювані дані, які потрібно встановити в поточному стані.

**Повертає**
None

`async update_data(data: Dict[str, Any] | None = None, **kwargs: Any)` → Dict[str, Any]

Цей метод оновлює дані, що зберігаються в поточному стані

**Параметри**

- `data` – Додатковий словник даних для оновлення.
- `kwargs` – Додаткові пари ключ-значення даних для оновлення.

**Повертає**
Словник оновлених даних

### Маркери

Маркери подібні до механізму реєстрації подій Router, але вони використовуються для позначення обробників сцени в класі Scene.

Його можна імпортувати з `from aiogram.fsm.scene import on` і слід використовувати як декоратор.

Дозволені типи подій:

- message
- edited_message
- channel_post
- edited_channel_post
- inline_query
- chosen_inline_result
- callback_query
- shipping_query
- pre_checkout_query
- poll
- poll_answer
- my_chat_member
- chat_member

- chat_join_request

Кожен тип події можна відфільтрувати так само, як і в маршрутизаторі.

Також кожен тип події можна позначити як точку входу в сцену, точку виходу або точку переходу.

Якщо ви хочете позначити, що до сцени можна потрапити з повідомлення або ін-лайн кнопки, вам слід використовувати маркер `on.message` або `on.inline_query`:

```
class MyScene(Scene, name="my_scene"):
    @on.message.enter()
    async def on_enter(self, message: types.Message):
        pass

    @on.callback_query.enter()
    async def on_enter(self, callback_query: types.CallbackQuery):
        pass
```

Сцени мають три точки для переходів:

- Точка входу - коли користувач входить до сцени
- Точка переходу - коли користувач переходить до іншої сцени
- Точка виходу - коли користувач завершує сцену

### 2.4.8 Проміжні програми

**aiogram** надає потужний механізм для налаштування обробників(handler) подій через проміжні програми.

Проміжні програми у фреймворку для ботів виглядають як механізм проміжних програм у веб-фреймворках, таких як aiohttp, fastapi, Django тощо) з невеликою різницею – тут реалізовано два рівні проміжного програмних програм (до та після фільтрів).

---

**Примітка:** Проміжна програма — це функція, яка запускається під час кожної події, отриманої від Telegram Bot API у багатьох точках процесу обробки.

---

#### Основні поняття

Більшість книг та Інтернет-джерел стверджують:

> Проміжна програма — це програма, багаторазового використання, що використовує шаблони та фреймворки для ліквідування розриву між функціональними вимогами додатків і основними операційними системами, стеками мережевих протоколів і базами даних.

Проміжна програма може змінювати, розширювати або відхиляти подію обробки у багатьох точках процесу обробки.

### Основи

Екземпляр проміжної програми можна застосувати для кожного типу події Telegram (оновлення, повідомлення тощо) у двох місцях

1. Зовнішня область - перед обробкою фільтрами (`<router>.<event>.outer_middleware(...)`)
2. Внутрішня область – після обробки фільтрами, але перед обробником (handler) (`<router>.<event>.middleware(...)`)

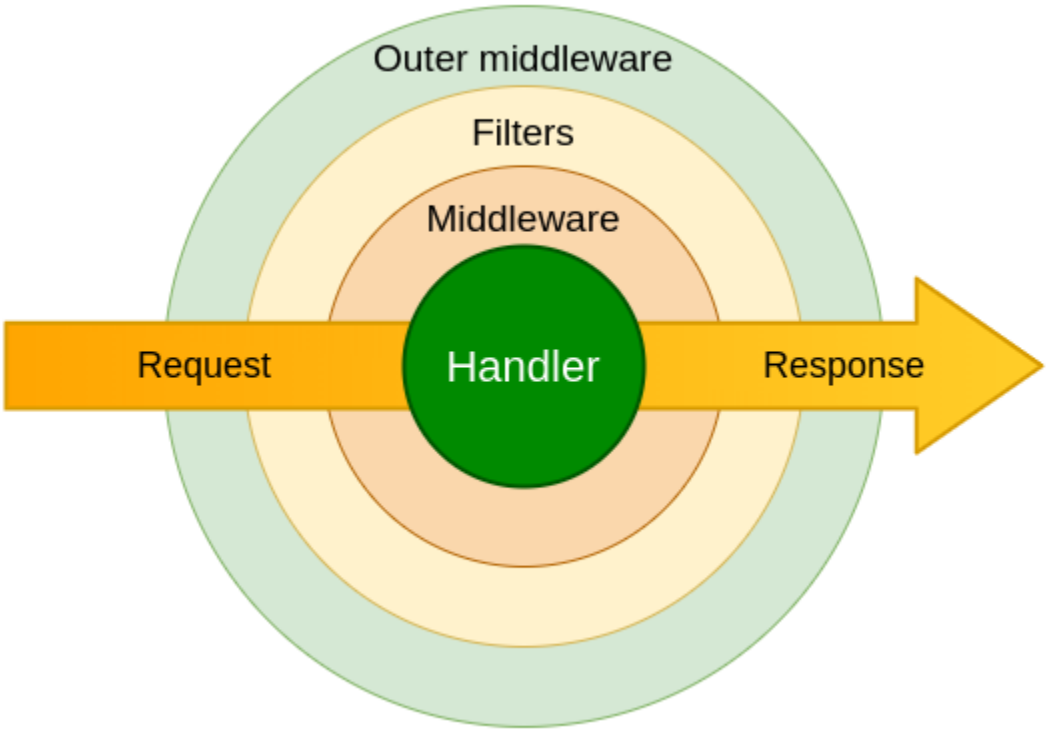


**Увага:** Проміжна програма має бути підкласом `BaseMiddleware` (`from aiogram import BaseMiddleware`) або будь-якою асинхронною функцією

### Специфікація аргументів

`class aiogram.dispatcher.middlewares.base.BaseMiddleware`

Основа: `ABC`

Узагальнений клас проміжних програм

`abstract async __call__`(*handler: Callable[[TelegramObject, Dict[str, Any]], Awaitable[Any]]*, *event: TelegramObject*, *data: Dict[str, Any]*) → Any

Виконання проміжної програми

**Параметри**

- `handler` – Обробник (handler), обгорнутий у ланцюжок проміжних програм

- event – Вхідна подія (підклас aiogram.types.base.TelegramObject)
- data – Контекстні дані. Будуть зіставлені з аргументами обробника

**Повертає**
Any

### Приклади

> **Небезпека:** Middleware should always call `await handler(event, data)` to propagate event for next middleware/handler. If you want to stop processing event in middleware you should not call `await handler(event, data)`.

#### Класово орієнтований

```
from aiogram import BaseMiddleware
from aiogram.types import Message


class CounterMiddleware(BaseMiddleware):
    def __init__(self) -> None:
        self.counter = 0

    async def __call__(
        self,
        handler: Callable[[Message, Dict[str, Any]], Awaitable[Any]],
        event: Message,
        data: Dict[str, Any]
    ) -> Any:
        self.counter += 1
        data['counter'] = self.counter
        return await handler(event, data)
```

і тоді

```
router = Router()
router.message.middleware(CounterMiddleware())
```

#### Функціонально-орієнтований

```
@dispatcher.update.outer_middleware()
async def database_transaction_middleware(
    handler: Callable[[Update, Dict[str, Any]], Awaitable[Any]],
    event: Update,
    data: Dict[str, Any]
) -> Any:
    async with database.transaction():
        return await handler(event, data)
```

#### Факти

1. Проміжні програми із зовнішньої області викликатимуться під час кожної вхідної події
2. Проміжні програми із внутрішньої області викликатимуться лише після проходження фільтрів
3. Внутрішні проміжні програми викликають тип події *aiogram.types.update.Update* , через те, що всі вхідні оновлення надходять до обробника (handler) певного типу подій через вбудований обробник (handler) оновлень

### 2.4.9 Errors

#### Handling errors

Is recommended way that you should use errors inside handlers using try-except block, but in common cases you can use global errors handler at router or dispatcher level.

If you specify errors handler for router - it will be used for all handlers inside this router.

If you specify errors handler for dispatcher - it will be used for all handlers inside all routers.

```
@router.error(ExceptionTypeFilter(MyCustomException), F.update.message.as_("message"))
async def handle_my_custom_exception(event: ErrorEvent, message: Message):
    # do something with error
    await message.answer("Oops, something went wrong!")


@router.error()
async def error_handler(event: ErrorEvent):
    logger.critical("Critical error caused by %s", event.exception, exc_info=True)
    # do something with error
    ...
```

#### ErrorEvent

`class aiogram.types.error_event.ErrorEvent(*, update: Update, exception: Exception, **extra_data: Any)`

Internal event, should be used to receive errors while processing Updates from Telegram

Source: https://core.telegram.org/bots/api#error-event

`update: Update`

Received update

`model_computed_fields: ClassVar[dict[str, ComputedFieldInfo]] = {}`

A dictionary of computed field names and their corresponding *ComputedFieldInfo* objects.

`exception: Exception`

Exception

### Error types

`exception aiogram.exceptions.AiogramError`

Base exception for all aiogram errors.

`exception aiogram.exceptions.DetailedAiogramError(message: str)`

Base exception for all aiogram errors with detailed message.

`exception aiogram.exceptions.CallbackAnswerException`

Exception for callback answer.

`exception aiogram.exceptions.SceneException`

Exception for scenes.

`exception aiogram.exceptions.UnsupportedKeywordArgument(message: str)`

Exception raised when a keyword argument is passed as filter.

`exception aiogram.exceptions.TelegramAPIError(method: TelegramMethod, message: str)`

Base exception for all Telegram API errors.

`exception aiogram.exceptions.TelegramNetworkError(method: TelegramMethod, message: str)`

Base exception for all Telegram network errors.

`exception aiogram.exceptions.TelegramRetryAfter(method: TelegramMethod, message: str, retry_after: int)`

Exception raised when flood control exceeds.

`exception aiogram.exceptions.TelegramMigrateToChat(method: TelegramMethod, message: str, migrate_to_chat_id: int)`

Exception raised when chat has been migrated to a supergroup.

`exception aiogram.exceptions.TelegramBadRequest(method: TelegramMethod, message: str)`

Exception raised when request is malformed.

`exception aiogram.exceptions.TelegramNotFound(method: TelegramMethod, message: str)`

Exception raised when chat, message, user, etc. not found.

`exception aiogram.exceptions.TelegramConflictError(method: TelegramMethod, message: str)`

Exception raised when bot token is already used by another application in polling mode.

`exception aiogram.exceptions.TelegramUnauthorizedError(method: TelegramMethod, message: str)`

Exception raised when bot token is invalid.

`exception aiogram.exceptions.TelegramForbiddenError(method: TelegramMethod, message: str)`

Exception raised when bot is kicked from chat or etc.

`exception aiogram.exceptions.TelegramServerError(method: TelegramMethod, message: str)`

Exception raised when Telegram server returns 5xx error.

`exception aiogram.exceptions.RestartingTelegram(method: TelegramMethod, message: str)`

Exception raised when Telegram server is restarting.

It seems like this error is not used by Telegram anymore, but it's still here for backward compatibility.

**Currently, you should expect that Telegram can raise RetryAfter (with timeout 5 seconds)**

error instead of this one.

exception aiogram.exceptions.TelegramEntityTooLarge(*method: TelegramMethod*, *message: str*)

Exception raised when you are trying to send a file that is too large.

exception aiogram.exceptions.ClientDecodeError(*message: str*, *original: Exception*, *data: Any*)

Exception raised when client can't decode response. (Malformed response, etc.)

### 2.4.10 Маркери

Маркери це, так звані мітки для обробників, які можна використовувати *міддлварах* або в спеціальних *утилітах* щоб провести класифікацію обробників.

Маркери можна додати до обробника через *декоратори*, *реєстрацію обробників* або фільтри.

#### Через декоратори

Наприклад, відмітимо обробник маркером *chat_action*

```
from aiogram import flags

@flags.chat_action
async def my_handler(message: Message)
```

Або просто для рейт-ліміту чи чогось іншого

```
from aiogram import flags

@flags.rate_limit(rate=2, key="something")
async def my_handler(message: Message)
```

#### Через метод реєстрації обробника

```
@router.message(..., flags={'chat_action': 'typing', 'rate_limit': {'rate': 5}})
```

#### Через фільтри

```
class Command(Filter):
    ...

    def update_handler_flags(self, flags: Dict[str, Any]) -> None:
        commands = flags.setdefault("commands", [])
        commands.append(self)
```

### Використовувати в міддлварах

`aiogram.dispatcher.flags.check_flags`(*handler: HandlerObject | Dict[str, Any]*, *magic: MagicFilter*) → Any

Check flags via magic filter

**Параметри**

- `handler` – handler object or data
- `magic` – instance of the magic

**Повертає**
the result of magic filter check

`aiogram.dispatcher.flags.extract_flags`(*handler: HandlerObject | Dict[str, Any]*) → Dict[str, Any]

Extract flags from handler or middleware context data

**Параметри**
`handler` – handler object or data

**Повертає**
dictionary with all handler flags

`aiogram.dispatcher.flags.get_flag`(*handler: HandlerObject | Dict[str, Any]*, *name: str*, ***, *default: Any | None = None*) → Any

Get flag by name

**Параметри**

- `handler` – handler object or data
- `name` – name of the flag
- `default` – default value (None)

**Повертає**
value of the flag or default

### Приклад в міддлварах

```
async def my_middleware(handler, event, data):
    typing = get_flag(data, "typing")  # Check that handler marked with `typing` flag
    if not typing:
        return await handler(event, data)

    async with ChatActionSender.typing(chat_id=event.chat.id):
        return await handler(event, data)
```

#### Використання в утилітах

Наприклад, ви можете зібрати всі зареєстровані команди з описом обробника, а потім його можна використовувати для створення довідки щодо команд

```
def collect_commands(router: Router) -> Generator[Tuple[Command, str], None, None]:
    for handler in router.message.handlers:
        if "commands" not in handler.flags:  # ignore all handler without commands
            continue
        # the Command filter adds the flag with list of commands attached to the handler
        for command in handler.flags["commands"]:
            yield command, handler.callback.__doc__ or ""
    # Recursively extract commands from nested routers
    for sub_router in router.sub_routers:
        yield from collect_commands(sub_router)
```

### 2.4.11 Обробники на основі класів

Обробник (handler) — це корутина, яка приймає подію з контекстними даними та повертає відповідь.

В **aiogram** це може бути більш, ніж просто асинхронна функція, це дозволяє вам використовувати класи, які можна використовувати як обробники подій Telegram для структурування ваших обробників подій і повторного використання коду за допомогою унаслідування та розширення.

Нижче наведено кілька обробників на основі класів, які вам потрібно використовувати у своїх власних обробниках:

#### BaseHandler

Базовий обробник є загальним абстрактним класом і повинен використовуватися в усіх інших обробниках на основі класу.

Import: `from aiogram.handlers import BaseHandler`

За замовчуванням вам потрібно буде перевизначити лише метод `async def handle(self) -> Any: ...`

This class also has a default initializer and you don't need to change it. The initializer accepts the incoming event and all contextual data, which can be accessed from the handler through attributes: `event: TelegramEvent` and `data: Dict[Any, str]`

If an instance of the bot is specified in context data or current context it can be accessed through *bot* class attribute.

#### Приклад

```
class MyHandler(BaseHandler[Message]):
    async def handle(self) -> Any:
         await self.event.answer("Hello!")
```

### CallbackQueryHandler

class aiogram.handlers.callback_query.CallbackQueryHandler(*event: T*, ***kwargs: Any*)

Це базовий клас для обробників запитів зворотного виклику.

**Приклад:**

```
from aiogram.handlers import CallbackQueryHandler

...

@router.callback_query()
class MyHandler(CallbackQueryHandler):
    async def handle(self) -> Any: ...
```

property from_user: *User*

Псевдонім для *event.from_user*

property message: *MaybeInaccessibleMessage* | None

Псевдонім для *event.message*

property callback_data: str | None

Псевдонім для *event.data*

### ChosenInlineResultHandler

Це базовий клас для обробників вибраних inline результатів.

#### Просте застосування

```
from aiogram.handlers import ChosenInlineResultHandler

...

@router.chosen_inline_result()
class MyHandler(ChosenInlineResultHandler):
    async def handle(self) -> Any: ...
```

#### Розширення

Цей базовий обробник є підкласом *BaseHandler* з деякими розширеннями:

- `self.chat` це псевдонім для `self.event.chat`
- `self.from_user` це псевдонім для `self.event.from_user`

### ErrorHandler

Це базовий клас для обробників помилок.

#### Просте застосування

```
from aiogram.handlers import ErrorHandler

...

@router.errors()
class MyHandler(ErrorHandler):
    async def handle(self) -> Any:
        log.exception(
            "Cause unexpected exception %s: %s",
            self.exception_name,
            self.exception_message
        )
```

#### Розширення

Цей базовий обробник є підкласом *BaseHandler* з деякими розширеннями:

- `self.exception_name` це псевдонім для `self.event.__class__.__name__`
- `self.exception_message` це псевдонім для `str(self.event)`

### InlineQueryHandler

Це базовий клас для обробників inline запитів.

#### Просте застосування

```
from aiogram.handlers import InlineQueryHandler

...

@router.inline_query()
class MyHandler(InlineQueryHandler):
    async def handle(self) -> Any: ...
```

#### Розширення

Цей базовий обробник є підкласом *BaseHandler* з деякими розширеннями:

- `self.chat` це псевдонім для `self.event.chat`
- `self.query` це псевдонім для `self.event.query`

### MessageHandler

Це базовий клас для обробників повідомлень.

#### Просте застосування

```
from aiogram.handlers import MessageHandler

...

@router.message()
class MyHandler(MessageHandler):
    async def handle(self) -> Any:
        return SendMessage(chat_id=self.chat.id, text="PASS")
```

#### Розширення

This base handler is subclass of *BaseHandler* with some extensions:

- `self.chat` це псевдонім для `self.event.chat`
- `self.from_user` це псевдонім для `self.event.from_user`

### PollHandler

Це базовий клас для обробників опитувань.

#### Просте застосування

```
from aiogram.handlers import PollHandler

...

@router.poll()
class MyHandler(PollHandler):
    async def handle(self) -> Any: ...
```

#### Розширення

Цей базовий обробник є підкласом *BaseHandler* з деякими розширеннями:

- `self.question` це псевдонім для `self.event.question`
- `self.options` це псевдонім для `self.event.options`

### PreCheckoutQueryHandler

!!! Це базовий клас для обробників запитів перед оформленням замовлення.

#### Просте застосування

```
from aiogram.handlers import PreCheckoutQueryHandler

...

@router.pre_checkout_query()
class MyHandler(PreCheckoutQueryHandler):
    async def handle(self) -> Any: ...
```

#### Розширення

Цей базовий обробник є підкласом *BaseHandler* з деякими розширеннями:

- `self.from_user` псевдонім для `self.event.from_user`

### ShippingQueryHandler

!!! Це базовий клас для обробників запитів підтвердження доставки.

#### Просте застосування

```
from aiogram.handlers import ShippingQueryHandler

...

@router.shipping_query()
class MyHandler(ShippingQueryHandler):
    async def handle(self) -> Any: ...
```

#### Розширення

Цей базовий обробник є підкласом *BaseHandler* з деякими розширеннями:

- `self.from_user` псевдонім для `self.event.from_user`

### ChatMemberHandler

Це базовий клас для подій оновлення статусу учасника чату.

#### Просте застосування

```
from aiogram.handlers import ChatMemberHandler

...

@router.chat_member()
@router.my_chat_member()
class MyHandler(ChatMemberHandler):
    async def handle(self) -> Any: ...
```

#### Розширення

Цей базовий обробник є підкласом *BaseHandler* з деякими розширеннями:

- `self.chat` псевдонім для `self.event.chat`

## 2.5 Утиліти

### 2.5.1 Конструктор клавіатури

Конструктор клавіатури допомагає динамічно генерувати розмітку

**Примітка:** Зауважте, що якщо у вас є статична розмітка, найкраще визначити її явно, а не використовувати конструктор, але якщо у вас є конфігурація динамічної розмітки, сміливо використовуйте конструктор на свій розсуд.

#### Приклад використання

For example you want to generate inline keyboard with 10 buttons

```
builder = InlineKeyboardBuilder()

for index in range(1, 11):
    builder.button(text=f"Set {index}", callback_data=f"set:{index}")
```

then adjust this buttons to some grid, for example first line will have 3 buttons, the next lines will have 2 buttons

```
builder.adjust(3, 2)
```

also you can attach another builder to this one

```
another_builder = InlineKeyboardBuilder(...)...  # Another builder with some buttons
builder.attach(another_builder)
```

or you can attach some already generated markup

```
markup = InlineKeyboardMarkup(inline_keyboard=[...])  # Some markup
builder.attach(InlineKeyboardBuilder.from_markup(markup))
```

and finally you can export this markup to use it in your message

```
await message.answer("Some text here", reply_markup=builder.as_markup())
```

Reply keyboard builder has the same interface

> **Попередження:** Note that you can't attach reply keyboard builder to inline keyboard builder and vice versa

### Клавіатура під повідомленням(Inline Keyboard)

`class aiogram.utils.keyboard.InlineKeyboardBuilder(`*markup: List[List[InlineKeyboardButton]] | None = None*`)`

Конструктор клавіатури під повідомленням успадковує всі методи від універсального конструктора

`button(`*text: str, url: str | None = None, login_url: LoginUrl | None = None, callback_data: str | CallbackData | None = None, switch_inline_query: str | None = None, switch_inline_query_current_chat: str | None = None, callback_game: CallbackGame | None = None, pay: bool | None = None, **kwargs: Any*`) → `*aiogram.utils.keyboard.InlineKeyboardBuilder*

Додавання нової кнопки до розмітки

`as_markup() → `*aiogram.types.inline_keyboard_markup.InlineKeyboardMarkup*

Створення InlineKeyboardMarkup

`__init__(`*markup: List[List[InlineKeyboardButton]] | None = None*`) → None`

`add(`**buttons: ButtonType*`) → KeyboardBuilder[ButtonType]`

Додавання однієї або кількох кнопок до розмітки.

**Параметри**

`buttons` –

**Повертає**

`adjust(`**sizes: int, repeat: bool = False*`) → KeyboardBuilder[ButtonType]`

Налаштування раніше доданих кнопок до певних розмірів рядків.

By default, when the sum of passed sizes is lower than buttons count the last one size will be used for tail of the markup. If repeat=True is passed - all sizes will be cycled when available more buttons count than all sizes

**Параметри**

- `sizes` –
- `repeat` –

**Повертає**

`property buttons: Generator[ButtonType, None, None]`

Отримання плоского списку усіх кнопок

**Повертає**

`copy()` → *InlineKeyboardBuilder*

Робить повну копію поточного конструктора з розміткою

**Повертає**

`export()` → List[List[ButtonType]]

Експортує налаштовану розмітку як список списків кнопок

```
>>> builder = KeyboardBuilder(button_type=InlineKeyboardButton)
>>> ... # Add buttons to builder
>>> markup = InlineKeyboardMarkup(inline_keyboard=builder.export())
```

**Повертає**

`classmethod from_markup(`*markup:* InlineKeyboardMarkup`)` → *InlineKeyboardBuilder*

Create builder from existing markup

**Параметри**

`markup` –

**Повертає**

`row(`**buttons: ButtonType, width: int | None = None*`)` → KeyboardBuilder[ButtonType]

Додає рядок у розмітку

Коли передано занадто багато кнопок, вони будуть розділені на багато рядків

**Параметри**

- `buttons` –
- `width` –

**Повертає**

### Клавіатура відповідей

class aiogram.utils.keyboard.ReplyKeyboardBuilder(*markup: List[List[KeyboardButton]] | None = None*)

Конструктор клавіатури відповідей успадковує всі методи від універсального конструктора

button(*text: str*, *request_contact: bool | None = None*, *request_location: bool | None = None*, *request_poll: KeyboardButtonPollType | None = None*, ***kwargs: Any*) → *aiogram.utils.keyboard.ReplyKeyboardBuilder*

Додавання нової кнопки до розмітки

as_markup() → *aiogram.types.reply_keyboard_markup.ReplyKeyboardMarkup*

Створення ReplyKeyboardMarkup

__init__(*markup: List[List[KeyboardButton]] | None = None*) → None

add(**buttons: ButtonType*) → KeyboardBuilder[ButtonType]

Додавання однієї або кількох кнопок до розмітки.

**Параметри**

buttons –

**Повертає**

adjust(**sizes: int*, *repeat: bool = False*) → KeyboardBuilder[ButtonType]

Налаштування раніше доданих кнопок до певних розмірів рядків.

By default, when the sum of passed sizes is lower than buttons count the last one size will be used for tail of the markup. If repeat=True is passed - all sizes will be cycled when available more buttons count than all sizes

**Параметри**

- sizes –
- repeat –

**Повертає**

property buttons: Generator[ButtonType, None, None]

Отримання плоского списку усіх кнопок

**Повертає**

copy() → *ReplyKeyboardBuilder*

Робить повну копію поточного конструктора з розміткою

**Повертає**

export() → List[List[ButtonType]]

Експортує налаштовану розмітку як список списків кнопок

```
>>> builder = KeyboardBuilder(button_type=InlineKeyboardButton)
>>> ... # Add buttons to builder
>>> markup = InlineKeyboardMarkup(inline_keyboard=builder.export())
```

**Повертає**

`classmethod from_markup(markup: ReplyKeyboardMarkup) → ReplyKeyboardBuilder`

Create builder from existing markup

**Параметри**

`markup` –

**Повертає**

`row(*buttons: ButtonType, width: int | None = None) → KeyboardBuilder[ButtonType]`

Додає рядок у розмітку

Коли передано занадто багато кнопок, вони будуть розділені на багато рядків

**Параметри**

- `buttons` –
- `width` –

**Повертає**

### 2.5.2 Переклад

Для того, щоб Ваш бот володів декількома мовами, необхідно додати мінімальну кількість хуків до вашого Python коду

Ці хуки звуться рядками передкладу

Утиліти перекладу побудовані на основі модулю GNU gettext Python і Babel library.

#### Встановлення

Babel потрібний для забезпечення простоти експорту рядків перекладу з Вашого коду.

Можна встановити безпосередньо з pip:

```
pip install Babel
```

чи як додаткову залежність *aiogram*:

```
pip install aiogram[i18n]
```

#### Як зробити повідомлення перекладаваними?

Для того, щоб gettext знав які рядки слід перекласти, Вам необхідно відмітити рядки перекладу.

Наприклад:

```
from aiogram import html
from aiogram.utils.i18n import gettext as _

async def my_handler(message: Message) -> None:
    await message.answer(
        _("Hello, {name}!").format(
            name=html.quote(message.from_user.full_name)
        )
    )
```

**Небезпека:** f-рядки не можна використовувати як рядки перекладу, оскільки будь-які динамічні змінні слід додати до повідомлення після отримання перекладеного повідомлення

Крім того, якщо Ви бажаєте використати перекладений рядок у фільтрах, Вам треба використати відкладений переклад (lazy gettext):

```
from aiogram import F
from aiogram.utils.i18n import lazy_gettext as __

@router.message(F.text == __("My menu entry"))
...
```

**Небезпека:** Відкладені виклики gettext слід завжди використовувати, коли поточна мова на даний момент невідома.

**Небезпека:** Відкладені виклики gettext не можна використовувати як значення для методів API або будь-якого об'єкта Telegram (наприклад, *aiogram.types.inline_keyboard_button.InlineKeyboardButton* тощо)

### Working with plural forms

The *gettext* from *aiogram.utils.i18n* is the one alias for two functions _gettext_ and _ngettext_ of GNU gettext Python module. Therefore, the wrapper for message strings is the same *_()*. You need to pass three parameters to the function: a singular string, a plural string, and a value.

## Налаштування рушія

Коли ваші повідомлення вже готові використовувати gettext, Ваш бот повинен знати, як визначити мову користувача.

Поруч з місцем ініціалізації диспетчера має бути створений екземпляр перекладача:class:*aiogram.utils.i18n.I18n*.

```
i18n = I18n(path="locales", default_locale="en", domain="messages")
```

Після цього Вам потрібно буде вибрати одну з вбудованих проміжних програм (middleware) I18n або написати власну.

Вбудовані проміжні програми:

### SimpleI18nMiddleware

`class aiogram.utils.i18n.middleware.SimpleI18nMiddleware(i18n: I18n, i18n_key: str | None = 'i18n', middleware_key: str = 'i18n_middleware')`

Проста I18n проміжна програма.

Вибирає код мови з об'єкта User, отриманого в події.

`__init__(i18n: I18n, i18n_key: str | None = 'i18n', middleware_key: str = 'i18n_middleware')` → None

Створення екземпляру проміжної програми.

**Параметри**

- `i18n` – екземпляр I18n
- `i18n_key` – ключ (назва ключа) екземпляру I18n в контексті
- `middleware_key` – контекстний ключ для цієї проміжної програми

### ConstI18nMiddleware

`class aiogram.utils.i18n.middleware.ConstI18nMiddleware(locale: str, i18n: I18n, i18n_key: str | None = 'i18n', middleware_key: str = 'i18n_middleware')`

Проміжна програма Const вибирає статично визначену локаль.

`__init__(locale: str, i18n: I18n, i18n_key: str | None = 'i18n', middleware_key: str = 'i18n_middleware')` → None

Створення екземпляру проміжної програми.

**Параметри**

- `i18n` – екземпляр I18n
- `i18n_key` – ключ (назва ключа) екземпляру I18n в контексті
- `middleware_key` – контекстний ключ для цієї проміжної програми

### FSMI18nMiddleware

`class aiogram.utils.i18n.middleware.FSMI18nMiddleware(i18n: I18n, key: str = 'locale', i18n_key: str | None = 'i18n', middleware_key: str = 'i18n_middleware')`

Ця проміжна програма зберігає локаль у сховищі FSM.

`__init__(i18n: I18n, key: str = 'locale', i18n_key: str | None = 'i18n', middleware_key: str = 'i18n_middleware')` → None

Створення екземпляру проміжної програми.

**Параметри**

- `i18n` – екземпляр I18n
- `i18n_key` – ключ (назва ключа) екземпляру I18n в контексті
- `middleware_key` – контекстний ключ для цієї проміжної програми

`async set_locale(state: FSMContext, locale: str) → None`

Запис нової локалі у сховище

**Параметри**

- `state` – екземпляр FSMContext
- `locale` – нова локаль

### I18nMiddleware

або визначте вашу власну проміжну програму, основану на абстракції I18nMiddleware:

`class aiogram.utils.i18n.middleware.I18nMiddleware(i18n: I18n, i18n_key: str | None = 'i18n', middleware_key: str = 'i18n_middleware')`

Абстракція проміжної програми I18n

`__init__(i18n: I18n, i18n_key: str | None = 'i18n', middleware_key: str = 'i18n_middleware') → None`

Створення екземпляру проміжної програми.

**Параметри**

- `i18n` – екземпляр I18n
- `i18n_key` – ключ (назва ключа) екземпляру I18n в контексті
- `middleware_key` – контекстний ключ для цієї проміжної програми

`abstract async get_locale(event: TelegramObject, data: Dict[str, Any]) → str`

Визначення поточної мови користувача на основі події та контексту.

**Цей метод повинен бути перевизначеним у дочірніх класах**

**Параметри**

- `event` –
- `data` –

**Повертає**

`setup(router: Router, exclude: Set[str] | None = None) → BaseMiddleware`

Реєстрація проміжної програми для всіх подій у Роутері

**Параметри**

- `router` –
- `exclude` –

**Повертає**

### Працюємо з Babel

#### Крок 1: Видобування текстів

```
pybabel extract --input-dirs=. -o locales/messages.pot
```

Де `--input-dirs=.`- шлях до коду, `locales/messages.pot` — це шаблон, куди витягуватимуться повідомлення, а *messages* — домен перекладу.

**Working with plural forms**

Extracting with Pybabel all strings options:

- `-k _:1,1t -k _:1,2` - for both singular and plural
- `-k __` - for lazy strings

```
pybabel extract -k _:1,1t -k _:1,2 -k __ --input-dirs=. -o locales/messages.pot
```

---

**Примітка:** Деякі корисні опції:

- Для додавання коментарів для перекладачів, ви можете використовувати інший тег, якщо хочете (TR) `--add-comments=NOTE`
- Contact email for bugreport `--msgid-bugs-address=EMAIL`
- Вимкнути коментарі з розташуванням рядків у коді `--no-location`
- Copyrights `--copyright-holder=AUTHOR`
- Встановлення назви проекту `--project=MySuperBot`
- Встановлення версії `--version=2.2`

---

#### Крок 2: Ініціалізація перекладу

```
pybabel init -i locales/messages.pot -d locales -D messages -l en
```

- `-i locales/messages.pot` - попередньо створений шаблон
- `-d locales`- тека перекладів
- `-D messages` - домен перекладів
- `-l en` - мова. Може бути змінений на будь-який інший дійсний код мови (Наприклад `-l uk` для української мови)

#### Крок 3: Переклад текстів

Щоб відкрити файл .po, ви можете використовувати базовий текстовий редактор або будь-який редактор .po файлів, напр. Poedit

Просто відкрийте файл із назвою `locales/{language}/LC_MESSAGES/messages.po` і впишіть переклади

#### Крок 4: Компіляція перекладів

```
pybabel compile -d locales -D messages
```

#### Крок 5: Оновлення текстів

Коли ви змінюєте код свого бота, вам потрібно оновити файли .po і .mo

- Крок 5.1: відновлення файлу .pot: команда з кроку 1
- **Крок 5.2: оновлення .po файлів**

  ```
  pybabel update -d locales -D messages -i locales/messages.pot
  ```

- Крок 5.3: оновлення Ваших перекладів: розміщення та інструменти Ви знаєте з кроку 3.
- Крок 5.4: компіляція .mo файлів : команда з кроку 4

### 2.5.3 Відправник дій у чаті

#### Відправник

`class aiogram.utils.chat_action.ChatActionSender(*, bot: Bot, chat_id: str | int, message_thread_id: int | None = None, action: str = 'typing', interval: float = 5.0, initial_sleep: float = 0.0)`

Ця утиліта допомагає автоматично надсилати дії чату, допоки виконуються тривалі дії ботом,щоб повідомити користувачів бота про те що бот щось робить і не завершив роботу аварійно.

Надає простий для використання контекстний менеджер.

Технічно, відправник запускає фонову завдачу з нескінченним циклом, який працює до завершення дії та надсилає дію чату кожні 5 секунд.

`__init__(*, bot: Bot, chat_id: str | int, message_thread_id: int | None = None, action: str = 'typing', interval: float = 5.0, initial_sleep: float = 0.0)` → None

**Параметри**

- `bot` – екземпляр бота, необов'язковий параметр
- `chat_id` – ідентифікатор цільового чату
- `message_thread_id` – unique identifier for the target message thread; supergroups only
- `action` – тип дії
- `interval` – інтервал між ітераціями

- `initial_sleep` – sleep before first sending of the action

`classmethod choose_sticker(`*chat_id: int | str, bot: Bot, message_thread_id: int | None = None, interval: float = 5.0, initial_sleep: float = 0.0*`)` → *ChatActionSender*

Створення екземпляру відправника з дією *choose_sticker*

`classmethod find_location(`*chat_id: int | str, bot: Bot, message_thread_id: int | None = None, interval: float = 5.0, initial_sleep: float = 0.0*`)` → *ChatActionSender*

Створення екземпляру відправника з дією *find_location*

`classmethod record_video(`*chat_id: int | str, bot: Bot, message_thread_id: int | None = None, interval: float = 5.0, initial_sleep: float = 0.0*`)` → *ChatActionSender*

Створення екземпляру відправника з дією *record_video*

`classmethod record_video_note(`*chat_id: int | str, bot: Bot, message_thread_id: int | None = None, interval: float = 5.0, initial_sleep: float = 0.0*`)` → *ChatActionSender*

Створення екземпляру відправника з дією *record_video_note*

`classmethod record_voice(`*chat_id: int | str, bot: Bot, message_thread_id: int | None = None, interval: float = 5.0, initial_sleep: float = 0.0*`)` → *ChatActionSender*

Створення екземпляру відправника з дією *record_voice*

`classmethod typing(`*chat_id: int | str, bot: Bot, message_thread_id: int | None = None, interval: float = 5.0, initial_sleep: float = 0.0*`)` → *ChatActionSender*

Створення екземпляру відправника з дією *typing*

`classmethod upload_document(`*chat_id: int | str, bot: Bot, message_thread_id: int | None = None, interval: float = 5.0, initial_sleep: float = 0.0*`)` → *ChatActionSender*

Створення екземпляру відправника з дією *upload_document*

`classmethod upload_photo(`*chat_id: int | str, bot: Bot, message_thread_id: int | None = None, interval: float = 5.0, initial_sleep: float = 0.0*`)` → *ChatActionSender*

Створення екземпляру відправника з дією *upload_photo*

`classmethod upload_video(`*chat_id: int | str, bot: Bot, message_thread_id: int | None = None, interval: float = 5.0, initial_sleep: float = 0.0*`)` → *ChatActionSender*

Створення екземпляру відправника з дією `upload_video

`classmethod upload_video_note(`*chat_id: int | str, bot: Bot, message_thread_id: int | None = None, interval: float = 5.0, initial_sleep: float = 0.0*`)` → *ChatActionSender*

Створення екземпляру відправника з дією *upload_video_note*

`classmethod upload_voice(`*chat_id: int | str, bot: Bot, message_thread_id: int | None = None, interval: float = 5.0, initial_sleep: float = 0.0*`)` → *ChatActionSender*

Створення екземпляру відправника з дією *upload_voice*

#### Використання

```
async with ChatActionSender.typing(bot=bot, chat_id=message.chat.id):
    # Do something...
    # Perform some long calculations
    await message.answer(result)
```

#### Проміжні програми

class aiogram.utils.chat_action.ChatActionMiddleware

Допомагає автоматично використовувати відправника дій чату для всіх обробників повідомлень

#### Використання

Перед використанням слід зареєструвати для події *message*

```
<router or dispatcher>.message.middleware(ChatActionMiddleware())
```

Після цього всі обробники, що працюють довше за *initial_sleep*, виконуватимуть дію „*typing*“ чату

Також відправник може бути налаштованим за допомогою функції міток для певного обробника.

Зміна лише типу дії:

```
@router.message(...)
@flags.chat_action("sticker")
async def my_handler(message: Message): ...
```

Зміна конфігурації відправника:

```
@router.message(...)
@flags.chat_action(initial_sleep=2, action="upload_document", interval=3)
async def my_handler(message: Message): ...
```

### 2.5.4 Веб Застосунок (WebApp)

Telegram Bot API 6.0 зробив революцію у розробці чат-ботів, використовуючи особливості Веб Застосунків.

Ви можете прочитати більше про це в офіційному блозі та документації.

*aiogram* реалізує прості утиліти для усунення головного болю, надаючи готові інструменти перевірки даних із Веб Застосунку Telegram на серверній стороні.

### Використання

Наприклад, із фронтенду ви передасте `application/x-www-form-urlencoded` в POST запиті із полем `_auth` у тілі та хочете повернути інформацію про користувача у відповідь як `application/json`

```
from aiogram.utils.web_app import safe_parse_webapp_init_data
from aiohttp.web_request import Request
from aiohttp.web_response import json_response

async def check_data_handler(request: Request):
    bot: Bot = request.app["bot"]

    data = await request.post()  # application/x-www-form-urlencoded
    try:
        data = safe_parse_webapp_init_data(token=bot.token, init_data=data["_auth"])
    except ValueError:
        return json_response({"ok": False, "err": "Unauthorized"}, status=401)
    return json_response({"ok": True, "data": data.user.dict()})
```

### Функції

`aiogram.utils.web_app.check_webapp_signature`(*token: str*, *init_data: str*) → bool

Перевірка вхідного підпису даних ініціалізації Веб Застосунку

Джерело: https://core.telegram.org/bots/webapps#validating-data-received-via-the-web-app

**Параметри**

- `token` – Токен бота
- `init_data` – дані з фронтенду, що підлягають перевірці

**Повертає**

`aiogram.utils.web_app.parse_webapp_init_data`(*init_data: str, *, loads: ~typing.Callable[[...], ~typing.Any] = <function loads>*) → *WebAppInitData*

Аналіз данихі ініціалізації Веб Застосунку і повернення їх як об'єкту WebAppInitData

Цей метод не забезпечує безпеку, тому вам не варто довіряти цим даним, замість цього використовуйте `safe_parse_webapp_init_data`.

**Параметри**

- `init_data` – дані з frontend для аналізу
- `loads` –

**Повертає**

`aiogram.utils.web_app.safe_parse_webapp_init_data`(*token: str, init_data: str, *, loads: ~typing.Callable[[...], ~typing.Any] = <function loads>*) → *WebAppInitData*

Перевірка необроблених даних ініціалізації Веб Застосунку і повернення їх як об'єкту WebAppInitData

Видає `ValueError`, коли дані недійсні

**Параметри**

- `token` – токен бота
- `init_data` – дані з фронтенду для аналізу і перевірки
- `loads` –

**Повертає**

### Типи

`class aiogram.utils.web_app.WebAppInitData(**extra_data: Any)`

Об'єкт, що містить дані які передаються у Веб Застосунок під час його відкриття. Він порожній, якщо Веб Застосунок було запущено за допомогою кнопки клавіатури.

Джерело: https://core.telegram.org/bots/webapps#webappinitdata

`model_computed_fields: ClassVar[dict[str, ComputedFieldInfo]] = {}`

A dictionary of computed field names and their corresponding *ComputedFieldInfo* objects.

`model_config: ClassVar[ConfigDict] = {'arbitrary_types_allowed': True, 'defer_build': True, 'extra': 'allow', 'frozen': True, 'populate_by_name': True, 'use_enum_values': True, 'validate_assignment': True}`

Конфігурація для моделі має бути словником, що відповідає [*ConfigDict*][pydantic.config.ConfigDict].

`model_fields: ClassVar[dict[str, FieldInfo]] = {'auth_date': FieldInfo(annotation=datetime, required=True), 'can_send_after': FieldInfo(annotation=Union[int, NoneType], required=False), 'chat': FieldInfo(annotation=Union[WebAppChat, NoneType], required=False), 'chat_instance': FieldInfo(annotation=Union[str, NoneType], required=False), 'chat_type': FieldInfo(annotation=Union[str, NoneType], required=False), 'hash': FieldInfo(annotation=str, required=True), 'query_id': FieldInfo(annotation=Union[str, NoneType], required=False), 'receiver': FieldInfo(annotation=Union[WebAppUser, NoneType], required=False), 'start_param': FieldInfo(annotation=Union[str, NoneType], required=False), 'user': FieldInfo(annotation=Union[WebAppUser, NoneType], required=False)}`

Метадані про поля, визначені на моделі, відображення назв полів у [*FieldInfo*][pydantic.fields.FieldInfo].

Це замінює *Model.__fields__* з Pydantic V1.

`query_id: str | None`

Унікальний ідентифікатор сеансу Веб Застосунку, необхідний для надсилання повідомлень через метод answerWebAppQuery.

`user: WebAppUser | None`

Об'єкт, що містить дані про поточного користувача.

`receiver: WebAppUser | None`

Об'єкт, що містить дані про співрозмовника поточного користувача в чаті, де бот був запущений через меню вкладення. Повертається тільки для веб-додатків, запущених через меню вкладень.

`chat: WebAppChat | None`

Об'єкт, що містить дані про чат, в якому бот був запущений через меню вкладень. Повертається для супергруп, каналів і групових чатів - тільки для веб-додатків, запущених через меню вкладень.

`chat_type: str | None`

Тип чату, з якого було відкрито веб-додаток. Може бути як «sender» для приватного чату з користувачем, який відкрив посилання, так і «private», «group», «supergroup» або «channel». Повертається тільки для веб-програм, запущених за прямим посиланням.

`chat_instance: str | None`

Глобальний ідентифікатор, що унікальний для чату, з якого було відкрито веб-програму. Повертається тільки для веб-додатків, запущених за прямим посиланням.

`start_param: str | None`

Значення параметра startattach, передане через посилання. Повертається лише для Веб Застосунків, коли їх запускають із меню вкладень за посиланням. Значення параметра start_param також буде передано в GET-параметр tgWebAppStartParam, тому Веб Застосунок може відразу завантажити правильний інтерфейс.

`can_send_after: int | None`

Час в секундах після якого повідомлення може бути відправлене за допомогою метода answerWebAppQuery.

`auth_date: datetime`

Unix час відкриття форми.

`hash: str`

Хеш усіх переданих параметрів, за допомогою якого бот-сервер може перевірити їх дійсність.

`class aiogram.utils.web_app.WebAppUser(**extra_data: Any)`

Об'єкт що містить дані користувача Веб Застосунку.

Джерело: https://core.telegram.org/bots/webapps#webappuser

`id: int`

Унікальний ідентифікатор користувача або бота. Це число може мати більше 32 значущих бітів, і деякі мови програмування можуть мати труднощі в його інтерпретації. Він має щонайбільше 52 значущі біти, тому 64-бітне ціле число або тип з плаваючою точністю подвійної точності є безпечним для зберігання цього ідентифікатора.

`is_bot: bool | None`

True, якщо цей користувач бот. Повертаєтся лише в полі отримувача(receiver).

`first_name: str`

Ім'я користувача або бота.

`last_name: str | None`

Прізвище користувача або бота.

`username: str | None`

Нік користувача або бота.

`language_code: str | None`

Мовний тег IETF мови користувача. Повертаєтся лише в полі користувача(user).

`is_premium: bool | None`

True, якщо цей користувач має підписку Telegram Premium.

`added_to_attachment_menu: bool | None`

True, якщо цей користувач додав бота до меню вкладень.

`allows_write_to_pm: bool | None`

True, якщо цей користувач дозволив надсилати йому повідомлення.

`model_computed_fields: ClassVar[dict[str, ComputedFieldInfo]] = {}`

A dictionary of computed field names and their corresponding *ComputedFieldInfo* objects.

`model_config: ClassVar[ConfigDict] = {'arbitrary_types_allowed': True, 'defer_build': True, 'extra': 'allow', 'frozen': True, 'populate_by_name': True, 'use_enum_values': True, 'validate_assignment': True}`

Конфігурація для моделі має бути словником, що відповідає [*ConfigDict*][pydantic.config.ConfigDict].

`model_fields: ClassVar[dict[str, FieldInfo]] = {'added_to_attachment_menu': FieldInfo(annotation=Union[bool, NoneType], required=False), 'allows_write_to_pm': FieldInfo(annotation=Union[bool, NoneType], required=False), 'first_name': FieldInfo(annotation=str, required=True), 'id': FieldInfo(annotation=int, required=True), 'is_bot': FieldInfo(annotation=Union[bool, NoneType], required=False), 'is_premium': FieldInfo(annotation=Union[bool, NoneType], required=False), 'language_code': FieldInfo(annotation=Union[str, NoneType], required=False), 'last_name': FieldInfo(annotation=Union[str, NoneType], required=False), 'photo_url': FieldInfo(annotation=Union[str, NoneType], required=False), 'username': FieldInfo(annotation=Union[str, NoneType], required=False)}`

Метадані про поля, визначені на моделі, відображення назв полів у [*FieldInfo*][pydantic.fields.FieldInfo].

Це замінює *Model.__fields__* з Pydantic V1.

`photo_url: str | None`

URL-адреса фотографії профілю користувача. Фотографія може бути у форматах .jpeg або .svg. Повертається лише для Веб Застосунків, запущених із меню вкладень.

`class aiogram.utils.web_app.WebAppChat(**extra_data: Any)`

Об'єкт чату.

Джерело: https://core.telegram.org/bots/webapps#webappchat

`id: int`

Унікальний ідентифікатор цього чату. Це число може мати більше 32 значущих бітів, і деякі мови програмування можуть мати труднощі в його інтерпретації. Він має щонайбільше 52 значущі біти, тому 64-бітне ціле число або тип з плаваючою точкою подвійної точності є безпечним для зберігання цього ідентифікатора.

`type: str`

Тип чату, може бути «group», «supergroup» або «channel»

`title: str`

Назва чату

`username: str | None`

Нік користувача або бота

`photo_url: str | None`

URL-адреса фотографії чату. Фотографія може бути у форматах .jpeg або .svg. Повертається лише для Веб Застосунків, запущених із меню вкладень.

`model_computed_fields: ClassVar[dict[str, ComputedFieldInfo]] = {}`

A dictionary of computed field names and their corresponding *ComputedFieldInfo* objects.

`model_config: ClassVar[ConfigDict] = {'arbitrary_types_allowed': True, 'defer_build': True, 'extra': 'allow', 'frozen': True, 'populate_by_name': True, 'use_enum_values': True, 'validate_assignment': True}`

Конфігурація для моделі має бути словником, що відповідає [*ConfigDict*][pydantic.config.ConfigDict].

`model_fields: ClassVar[dict[str, FieldInfo]] = {'id': FieldInfo(annotation=int, required=True), 'photo_url': FieldInfo(annotation=Union[str, NoneType], required=False), 'title': FieldInfo(annotation=str, required=True), 'type': FieldInfo(annotation=str, required=True), 'username': FieldInfo(annotation=Union[str, NoneType], required=False)}`

Метадані про поля, визначені на моделі, відображення назв полів у [*FieldInfo*][pydantic.fields.FieldInfo].

Це замінює *Model.__fields__* з Pydantic V1.

### 2.5.5 Callback answer

Helper for callback query handlers, can be useful in bots with a lot of callback handlers to automatically take answer to all requests.

#### Simple usage

For use, it is enough to register the inner middleware *aiogram.utils.callback_answer.CallbackAnswerMiddleware* in dispatcher or specific router:

```
dispatcher.callback_query.middleware(CallbackAnswerMiddleware())
```

After that all handled callback queries will be answered automatically after processing the handler.

#### Advanced usage

In some cases you need to have some non-standard response parameters, this can be done in several ways:

#### Global defaults

Change default parameters while initializing middleware, for example change answer to *pre* mode and text «OK»:

```
dispatcher.callback_query.middleware(CallbackAnswerMiddleware(pre=True, text="OK"))
```

Look at *aiogram.utils.callback_answer.CallbackAnswerMiddleware* to get all available parameters

### Handler specific

By using *flags* you can change the behavior for specific handler

```
@router.callback_query(<filters>)
@flags.callback_answer(text="Thanks", cache_time=30)
async def my_handler(query: CallbackQuery):
    ...
```

Flag arguments is the same as in *aiogram.utils.callback_answer.CallbackAnswerMiddleware* with additional one `disabled` to disable answer.

### A special case

It is not always correct to answer the same in every case, so there is an option to change the answer inside the handler. You can get an instance of *aiogram.utils.callback_answer.CallbackAnswer* object inside handler and change whatever you want.

> **Небезпека:** Note that is impossible to change callback answer attributes when you use `pre=True` mode.

```
@router.callback_query(<filters>)
async def my_handler(query: CallbackQuery, callback_answer: CallbackAnswer):
    ...
    if <everything is ok>:
        callback_answer.text = "All is ok"
    else:
        callback_answer.text = "Something wrong"
        callback_answer.cache_time = 10
```

### Combine that all at once

For example you want to answer in most of cases before handler with text «» but at some cases need to answer after the handler with custom text, so you can do it:

```
dispatcher.callback_query.middleware(CallbackAnswerMiddleware(pre=True, text=""))

@router.callback_query(<filters>)
@flags.callback_answer(pre=False, cache_time=30)
async def my_handler(query: CallbackQuery):
    ...
    if <everything is ok>:
        callback_answer.text = "All is ok"
```

### Description of objects

`class aiogram.utils.callback_answer.CallbackAnswerMiddleware(pre: bool = False, text: str | None = None, show_alert: bool | None = None, url: str | None = None, cache_time: int | None = None)`

Bases: *BaseMiddleware*

`__init__(pre: bool = False, text: str | None = None, show_alert: bool | None = None, url: str | None = None, cache_time: int | None = None) → None`

Inner middleware for callback query handlers, can be useful in bots with a lot of callback handlers to automatically take answer to all requests

**Параметри**

- `pre` – send answer before execute handler
- `text` – answer with text
- `show_alert` – show alert
- `url` – game url
- `cache_time` – cache answer for some time

`class aiogram.utils.callback_answer.CallbackAnswer(answered: bool, disabled: bool = False, text: str | None = None, show_alert: bool | None = None, url: str | None = None, cache_time: int | None = None)`

Bases: `object`

`__init__(answered: bool, disabled: bool = False, text: str | None = None, show_alert: bool | None = None, url: str | None = None, cache_time: int | None = None) → None`

Callback answer configuration

**Параметри**

- `answered` – this request is already answered by middleware
- `disabled` – answer will not be performed
- `text` – answer with text
- `show_alert` – show alert
- `url` – game url
- `cache_time` – cache answer for some time

`disable() → None`

Deactivate answering for this handler

`property disabled: bool`

Indicates that automatic answer is disabled in this handler

`property answered: bool`

Indicates that request is already answered by middleware

`property text: str | None`

Response text :return:

`property show_alert: bool | None`
Whether to display an alert

`property url: str | None`
Game url

`property cache_time: int | None`
Response cache time

## 2.5.6 Formatting

Make your message formatting flexible and simple

This instrument works on top of Message entities instead of using HTML or Markdown markups, you can easily construct your message and sent it to the Telegram without the need to remember tag parity (opening and closing) or escaping user input.

### Usage

#### Basic scenario

Construct your message and send it to the Telegram.

```
content = Text("Hello, ", Bold(message.from_user.full_name), "!")
await message.answer(**content.as_kwargs())
```

Is the same as the next example, but without usage markup

```
await message.answer(
    text=f"Hello, <b>{html.quote(message.from_user.full_name)}!",
    parse_mode=ParseMode.HTML
)
```

Literally when you execute `as_kwargs` method the Text object is converted into text `Hello, Alex!` with entities list `[MessageEntity(type='bold', offset=7, length=4)]` and passed into dict which can be used as `**kwargs` in API call.

The complete list of elements is listed *on this page below*.

#### Advanced scenario

On top of base elements can be implemented content rendering structures, so, out of the box aiogram has a few already implemented functions that helps you to format your messages:

`aiogram.utils.formatting.as_line`(**items: Any, end: str = '\n', sep: str = ''*) → *Text*

Wrap multiple nodes into line with `\n` at the end of line.

**Параметри**

- `items` – Text or Any
- `end` – ending of the line, by default is `\n`
- `sep` – separator between items, by default is empty string

**Повертає**
Text

`aiogram.utils.formatting.as_list(*items: Any, sep: str = '\n') → Text`

Wrap each element to separated lines

**Параметри**

- `items` –
- `sep` –

**Повертає**

`aiogram.utils.formatting.as_marked_list(*items: Any, marker: str = '- ') → Text`

Wrap elements as marked list

**Параметри**

- `items` –
- `marker` – line marker, by default is „- „

**Повертає**
Text

`aiogram.utils.formatting.as_numbered_list(*items: Any, start: int = 1, fmt: str = '{}. ') → Text`

Wrap elements as numbered list

**Параметри**

- `items` –
- `start` – initial number, by default 1
- `fmt` – number format, by default „{}. „

**Повертає**
Text

`aiogram.utils.formatting.as_section(title: Any, *body: Any) → Text`

Wrap elements as simple section, section has title and body

**Параметри**

- `title` –
- `body` –

**Повертає**
Text

`aiogram.utils.formatting.as_marked_section(title: Any, *body: Any, marker: str = '- ') → Text`

Wrap elements as section with marked list

**Параметри**

- `title` –
- `body` –
- `marker` –

**Повертає**

`aiogram.utils.formatting.as_numbered_section`(*title: Any*, **body: Any*, *start: int = 1*, *fmt: str = '{}.'*) → *Text*

Wrap elements as section with numbered list

**Параметри**

- `title` –
- `body` –
- `start` –
- `fmt` –

**Повертає**

`aiogram.utils.formatting.as_key_value`(*key: Any*, *value: Any*) → *Text*

Wrap elements pair as key-value line. (`<b>{key}:</b> {value}`)

**Параметри**

- `key` –
- `value` –

**Повертає**

Text

and lets complete them all:

```
content = as_list(
    as_marked_section(
        Bold("Success:"),
        "Test 1",
        "Test 3",
        "Test 4",
        marker=" ",
    ),
    as_marked_section(
        Bold("Failed:"),
        "Test 2",
        marker=" ",
    ),
    as_marked_section(
        Bold("Summary:"),
        as_key_value("Total", 4),
        as_key_value("Success", 3),
        as_key_value("Failed", 1),
        marker="  ",
    ),
    HashTag("#test"),
    sep="\n\n",
)
```

Will be rendered into:

**Success:**

Test 1

Test 3

Test 4

**Failed:**

Test 2

**Summary:**

**Total**: 4

**Success**: 3

**Failed**: 1

#test

Or as HTML:

```
<b>Success:</b>
 Test 1
 Test 3
 Test 4

<b>Failed:</b>
 Test 2

<b>Summary:</b>
  <b>Total:</b> 4
  <b>Success:</b> 3
  <b>Failed:</b> 1

#test
```

### Available methods

`class aiogram.utils.formatting.Text(*body: Any, **params: Any)`

Bases: `Iterable[Any]`

Simple text element

`__init__(*body: Any, **params: Any)` → None

`render(*, _offset: int = 0, _sort: bool = True, _collect_entities: bool = True)` → Tuple[str, List[*MessageEntity*]]

Render elements tree as text with entities list

**Повертає**

`as_kwargs(*, text_key: str = 'text', entities_key: str = 'entities', replace_parse_mode: bool = True, parse_mode_key: str = 'parse_mode')` → Dict[str, Any]

Render elements tree as keyword arguments for usage in the API call, for example:

```
entities = Text(...)
await message.answer(**entities.as_kwargs())
```

**Параметри**

- `text_key` –

- `entities_key` –
- `replace_parse_mode` –
- `parse_mode_key` –

**Повертає**

`as_html()` → str

Render elements tree as HTML markup

`as_markdown()` → str

Render elements tree as MarkdownV2 markup

### Available elements

`class aiogram.utils.formatting.Text(*body: Any, **params: Any)`

Bases: `Iterable[Any]`

Simple text element

`class aiogram.utils.formatting.HashTag(*body: Any, **params: Any)`

Bases: *Text*

Hashtag element.

> **Попередження:** The value should always start with „#“ symbol

Will be wrapped into *aiogram.types.message_entity.MessageEntity* with type *aiogram.enums.message_entity_type.MessageEntityType.HASHTAG*

`class aiogram.utils.formatting.CashTag(*body: Any, **params: Any)`

Bases: *Text*

Cashtag element.

> **Попередження:** The value should always start with „$“ symbol

Will be wrapped into *aiogram.types.message_entity.MessageEntity* with type *aiogram.enums.message_entity_type.MessageEntityType.CASHTAG*

`class aiogram.utils.formatting.BotCommand(*body: Any, **params: Any)`

Bases: *Text*

Bot command element.

> **Попередження:** The value should always start with „/“ symbol

Will be wrapped into *aiogram.types.message_entity.MessageEntity* with type *aiogram.enums.message_entity_type.MessageEntityType.BOT_COMMAND*

class aiogram.utils.formatting.Url(**body: Any*, ***params: Any*)

Bases: *Text*

Url element.

Will be wrapped into *aiogram.types.message_entity.MessageEntity* with type *aiogram.enums.message_entity_type.MessageEntityType.URL*

class aiogram.utils.formatting.Email(**body: Any*, ***params: Any*)

Bases: *Text*

Email element.

Will be wrapped into *aiogram.types.message_entity.MessageEntity* with type *aiogram.enums.message_entity_type.MessageEntityType.EMAIL*

class aiogram.utils.formatting.PhoneNumber(**body: Any*, ***params: Any*)

Bases: *Text*

Phone number element.

Will be wrapped into *aiogram.types.message_entity.MessageEntity* with type *aiogram.enums.message_entity_type.MessageEntityType.PHONE_NUMBER*

class aiogram.utils.formatting.Bold(**body: Any*, ***params: Any*)

Bases: *Text*

Bold element.

Will be wrapped into *aiogram.types.message_entity.MessageEntity* with type *aiogram.enums.message_entity_type.MessageEntityType.BOLD*

class aiogram.utils.formatting.Italic(**body: Any*, ***params: Any*)

Bases: *Text*

Italic element.

Will be wrapped into *aiogram.types.message_entity.MessageEntity* with type *aiogram.enums.message_entity_type.MessageEntityType.ITALIC*

class aiogram.utils.formatting.Underline(**body: Any*, ***params: Any*)

Bases: *Text*

Underline element.

Will be wrapped into *aiogram.types.message_entity.MessageEntity* with type *aiogram.enums.message_entity_type.MessageEntityType.UNDERLINE*

class aiogram.utils.formatting.Strikethrough(**body: Any*, ***params: Any*)

Bases: *Text*

Strikethrough element.

Will be wrapped into *aiogram.types.message_entity.MessageEntity* with type *aiogram.enums.message_entity_type.MessageEntityType.STRIKETHROUGH*

class aiogram.utils.formatting.Spoiler(**body: Any*, ***params: Any*)

Bases: *Text*

Spoiler element.

Will be wrapped into *aiogram.types.message_entity.MessageEntity* with type *aiogram.enums.message_entity_type.MessageEntityType.SPOILER*

class aiogram.utils.formatting.Code(**body: Any*, ***params: Any*)

Bases: *Text*

Code element.

Will be wrapped into *aiogram.types.message_entity.MessageEntity* with type *aiogram.enums.message_entity_type.MessageEntityType.CODE*

class aiogram.utils.formatting.Pre(**body: Any*, *language: str | None = None*, ***params: Any*)

Bases: *Text*

Pre element.

Will be wrapped into *aiogram.types.message_entity.MessageEntity* with type *aiogram.enums.message_entity_type.MessageEntityType.PRE*

class aiogram.utils.formatting.TextLink(**body: Any*, *url: str*, ***params: Any*)

Bases: *Text*

Text link element.

Will be wrapped into *aiogram.types.message_entity.MessageEntity* with type *aiogram.enums.message_entity_type.MessageEntityType.TEXT_LINK*

class aiogram.utils.formatting.TextMention(**body: Any*, *user:* User, ***params: Any*)

Bases: *Text*

Text mention element.

Will be wrapped into *aiogram.types.message_entity.MessageEntity* with type *aiogram.enums.message_entity_type.MessageEntityType.TEXT_MENTION*

class aiogram.utils.formatting.CustomEmoji(**body: Any*, *custom_emoji_id: str*, ***params: Any*)

Bases: *Text*

Custom emoji element.

Will be wrapped into *aiogram.types.message_entity.MessageEntity* with type *aiogram.enums.message_entity_type.MessageEntityType.CUSTOM_EMOJI*

### 2.5.7 Media group builder

This module provides a builder for media groups, it can be used to build media groups for *aiogram.types.input_media_photo.InputMediaPhoto*, *aiogram.types.input_media_video.InputMediaVideo*, *aiogram.types.input_media_document.InputMediaDocument* and *aiogram.types.input_media_audio.InputMediaAudio*.

**Попередження:** *aiogram.types.input_media_animation.InputMediaAnimation* is not supported yet in the Bot API to send as media group.

### Usage

```
media_group = MediaGroupBuilder(caption="Media group caption")

# Add photo
media_group.add_photo(media="https://picsum.photos/200/300")
# Dynamically add photo with known type without using separate method
media_group.add(type="photo", media="https://picsum.photos/200/300")
# ... or video
media_group.add(type="video", media=FSInputFile("media/video.mp4"))
```

To send media group use *aiogram.methods.send_media_group.SendMediaGroup()* method, but when you use *aiogram.utils.media_group.MediaGroupBuilder* you should pass `media` argument as `media_group.build()`.

If you specify `caption` in *aiogram.utils.media_group.MediaGroupBuilder* it will be used as `caption` for first media in group.

```
await bot.send_media_group(chat_id=chat_id, media=media_group.build())
```

### References

`class aiogram.utils.media_group.MediaGroupBuilder(`*media: List[InputMediaAudio | InputMediaPhoto | InputMediaVideo | InputMediaDocument] | None = None, caption: str | None = None, caption_entities: List[MessageEntity] | None = None*`)`

`add(`**, type: Literal[InputMediaType.AUDIO], media: str | InputFile, caption: str | None = None, parse_mode: str | None = UNSET_PARSE_MODE, caption_entities: List[MessageEntity] | None = None, duration: int | None = None, performer: str | None = None, title: str | None = None, **kwargs: Any*`)` → None

`add(`**, type: Literal[InputMediaType.PHOTO], media: str | InputFile, caption: str | None = None, parse_mode: str | None = UNSET_PARSE_MODE, caption_entities: List[MessageEntity] | None = None, has_spoiler: bool | None = None, **kwargs: Any*`)` → None

`add(`**, type: Literal[InputMediaType.VIDEO], media: str | InputFile, thumbnail: InputFile | str | None = None, caption: str | None = None, parse_mode: str | None = UNSET_PARSE_MODE, caption_entities: List[MessageEntity] | None = None, width: int | None = None, height: int | None = None, duration: int | None = None, supports_streaming: bool | None = None, has_spoiler: bool | None = None, **kwargs: Any*`)` → None

`add(`**, type: Literal[InputMediaType.DOCUMENT], media: str | InputFile, thumbnail: InputFile | str | None = None, caption: str | None = None, parse_mode: str | None = UNSET_PARSE_MODE, caption_entities: List[MessageEntity] | None = None, disable_content_type_detection: bool | None = None, **kwargs: Any*`)` → None

Add a media object to the media group.

**Параметри**

`kwargs` – Keyword arguments for the media object. The available keyword arguments depend on the media type.

**Повертає**

None

`add_audio`(*media: str | ~aiogram.types.input_file.InputFile*, *thumbnail: ~aiogram.types.input_file.InputFile | None = None*, *caption: str | None = None*, *parse_mode: str | None = <Default('parse_mode')>*, *caption_entities: ~typing.List[~aiogram.types.message_entity.MessageEntity] | None = None*, *duration: int | None = None*, *performer: str | None = None*, *title: str | None = None*, ***kwargs: ~typing.Any*) → None

Add an audio file to the media group.

**Параметри**

- `media` – File to send. Pass a file_id to send a file that exists on the Telegram servers (recommended), pass an HTTP URL for Telegram to get a file from the Internet, or pass „attach://<file_attach_name>“ to upload a new one using multipart/form-data under <file_attach_name> name.

  *More information on Sending Files »*

- `thumbnail` – *Optional*. Thumbnail of the file sent; can be ignored if thumbnail generation for the file is supported server-side. The thumbnail should be in JPEG format and less than 200 kB in size. A thumbnail's width and height should not exceed 320.
- `caption` – *Optional*. Caption of the audio to be sent, 0-1024 characters after entities parsing
- `parse_mode` – *Optional*. Mode for parsing entities in the audio caption. See formatting options for more details.
- `caption_entities` – *Optional*. List of special entities that appear in the caption, which can be specified instead of *parse_mode*
- `duration` – *Optional*. Duration of the audio in seconds
- `performer` – *Optional*. Performer of the audio
- `title` – *Optional*. Title of the audio

**Повертає**

None

`add_document`(*media: str | ~aiogram.types.input_file.InputFile*, *thumbnail: ~aiogram.types.input_file.InputFile | None = None*, *caption: str | None = None*, *parse_mode: str | None = <Default('parse_mode')>*, *caption_entities: ~typing.List[~aiogram.types.message_entity.MessageEntity] | None = None*, *disable_content_type_detection: bool | None = None*, ***kwargs: ~typing.Any*) → None

Add a document to the media group.

**Параметри**

- `media` – File to send. Pass a file_id to send a file that exists on the Telegram servers (recommended), pass an HTTP URL for Telegram to get a file from the Internet, or pass „attach://<file_attach_name>“ to upload a new one using multipart/form-data under <file_attach_name> name. *More information on Sending Files »*
- `thumbnail` – *Optional*. Thumbnail of the file sent; can be ignored if thumbnail generation for the file is supported server-side. The thumbnail should be in JPEG format and less than 200 kB in size. A thumbnail's width and height should not exceed 320. Ignored if the file is not uploaded using multipart/form-data. Thumbnails can't be reused and can be only uploaded as a new file, so you can pass „attach://<file_attach_name>“ if the thumbnail was uploaded using

multipart/form-data under <file_attach_name>. *More information on Sending Files »*

- `caption` – *Optional*. Caption of the document to be sent, 0-1024 characters after entities parsing
- `parse_mode` – *Optional*. Mode for parsing entities in the document caption. See formatting options for more details.
- `caption_entities` – *Optional*. List of special entities that appear in the caption, which can be specified instead of *parse_mode*
- `disable_content_type_detection` – *Optional*. Disables automatic server-side content type detection for files uploaded using multipart/form-data. Always `True`, if the document is sent as part of an album.

**Повертає**
None

`add_photo(`*media: str | ~aiogram.types.input_file.InputFile, caption: str | None = None, parse_mode: str | None = <Default('parse_mode')>, caption_entities: ~typing.List[~aiogram.types.message_entity.MessageEntity] | None = None, has_spoiler: bool | None = None, **kwargs: ~typing.Any*`)` → None

Add a photo to the media group.

**Параметри**

- `media` – File to send. Pass a file_id to send a file that exists on the Telegram servers (recommended), pass an HTTP URL for Telegram to get a file from the Internet, or pass „attach://<file_attach_name>“ to upload a new one using multipart/form-data under <file_attach_name> name.

  *More information on Sending Files »*
- `caption` – *Optional*. Caption of the photo to be sent, 0-1024 characters after entities parsing
- `parse_mode` – *Optional*. Mode for parsing entities in the photo caption. See formatting options for more details.
- `caption_entities` – *Optional*. List of special entities that appear in the caption, which can be specified instead of *parse_mode*
- `has_spoiler` – *Optional*. Pass `True` if the photo needs to be covered with a spoiler animation

**Повертає**
None

`add_video(`*media: str | ~aiogram.types.input_file.InputFile, thumbnail: ~aiogram.types.input_file.InputFile | None = None, caption: str | None = None, parse_mode: str | None = <Default('parse_mode')>, caption_entities: ~typing.List[~aiogram.types.message_entity.MessageEntity] | None = None, width: int | None = None, height: int | None = None, duration: int | None = None, supports_streaming: bool | None = None, has_spoiler: bool | None = None, **kwargs: ~typing.Any*`)` → None

Add a video to the media group.

**Параметри**

- `media` – File to send. Pass a file_id to send a file that exists on the Telegram servers (recommended), pass an HTTP URL for Telegram to get a file from the Internet, or

pass „attach://<file_attach_name>“ to upload a new one using multipart/form-data under <file_attach_name> name. *More information on Sending Files »*

- `thumbnail` – *Optional*. Thumbnail of the file sent; can be ignored if thumbnail generation for the file is supported server-side. The thumbnail should be in JPEG format and less than 200 kB in size. A thumbnail's width and height should not exceed 320. Ignored if the file is not uploaded using multipart/form-data. Thumbnails can't be reused and can be only uploaded as a new file, so you can pass „attach://<file_attach_name>“ if the thumbnail was uploaded using multipart/form-data under <file_attach_name>. *More information on Sending Files »*
- `caption` – *Optional*. Caption of the video to be sent, 0-1024 characters after entities parsing
- `parse_mode` – *Optional*. Mode for parsing entities in the video caption. See formatting options for more details.
- `caption_entities` – *Optional*. List of special entities that appear in the caption, which can be specified instead of *parse_mode*
- `width` – *Optional*. Video width
- `height` – *Optional*. Video height
- `duration` – *Optional*. Video duration in seconds
- `supports_streaming` – *Optional*. Pass `True` if the uploaded video is suitable for streaming
- `has_spoiler` – *Optional*. Pass `True` if the video needs to be covered with a spoiler animation

**Повертає**
None

`build()` → List[*InputMediaAudio* | *InputMediaPhoto* | *InputMediaVideo* | *InputMediaDocument*]

Builds a list of media objects for a media group.

Adds the caption to the first media object if it is present.

**Повертає**
List of media objects.

### 2.5.8 Deep Linking

Telegram bots have a deep linking mechanism, that allows for passing additional parameters to the bot on startup. It could be a command that launches the bot — or an auth token to connect the user's Telegram account to their account on some external service.

You can read detailed description in the source: https://core.telegram.org/bots/features#deep-linking

We have added some utils to get deep links more handy.

### Examples

#### Basic link example

```
from aiogram.utils.deep_linking import create_start_link

link = await create_start_link(bot, 'foo')

# result: 'https://t.me/MyBot?start=foo'
```

#### Encoded link

```
from aiogram.utils.deep_linking import create_start_link

link = await create_start_link(bot, 'foo', encode=True)
# result: 'https://t.me/MyBot?start=Zm9v'
```

#### Decode it back

```
from aiogram.utils.deep_linking import decode_payload
from aiogram.filters import CommandStart, CommandObject
from aiogram.types import Message

@router.message(CommandStart(deep_link=True))
async def handler(message: Message, command: CommandObject):
    args = command.args
    payload = decode_payload(args)
    await message.answer(f"Your payload: {payload}")
```

### References

`async aiogram.utils.deep_linking.create_start_link(`*bot: Bot, payload: str, encode: bool = False, encoder: Callable[[bytes], bytes] | None = None*`) → str`

Create „start“ deep link with your payload.

**If you need to encode payload or pass special characters -**
set encode as True

**Параметри**

- `bot` – bot instance
- `payload` – args passed with /start
- `encode` – encode payload with base64url or custom encoder
- `encoder` – custom encoder callable

**Повертає**
link

`aiogram.utils.deep_linking.decode_payload`(*payload: str*, *decoder: Callable[[bytes], bytes] | None = None*) → str

Decode URL-safe base64url payload with decoder.

## 2.6 Changelog

### 2.6.1 3.4.1 [UNRELEASED DRAFT] (2024-03-17)

#### Features

- Added **message_thread_id** parameter to **ChatActionSender** class methods. #1437

#### Bugfixes

- – **WebAppUser Class Fields**: Added missing *is_premium*, *added_to_attachment_menu*, and *allows_write_to_pm* fields to *WebAppUser* class to align with the Telegram API.
  – **WebAppChat Class Implementation**: Introduced the *WebAppChat* class with all its fields (*id*, *type*, *title*, *username*, and *photo_url*) as specified in the Telegram API, which was previously missing from the library.
  – **WebAppInitData Class Fields**: Included previously omitted fields in the *WebAppInitData* class: *chat*, *chat_type*, *chat_instance*, to match the official documentation for a complete Telegram Web Apps support.

  #1424
- Fixed poll answer FSM context by handling `voter_chat` for `poll_answer` event #1436

#### Improved Documentation

- Added WebAppChat class to WebApp docs, updated uk_UA localisation of WebApp docs. #1433

### 2.6.2 3.4.1 (2024-02-17)

#### Bugfixes

- Fixed JSON serialization of the `LinkPreviewOptions` class while it is passed as bot-wide default options. #1418

### 2.6.3 3.4.0 (2024-02-16)

#### Features

- Reworked bot-wide globals like `parse_mode`, `disable_web_page_preview`, and others to be more flexible.

  > **Попередження:** Note that the old way of setting these global bot properties is now deprecated and will be removed in the next major release.

#1392

- A new enum `KeyboardButtonPollTypeType` for `KeyboardButtonPollTypeType.type` field has bed added. #1398
- Added full support of Bot API 7.1
  - Added support for the administrator rights `can_post_stories`, `can_edit_stories`, `can_delete_stories` in supergroups.
  - Added the class `ChatBoostAdded` and the field `boost_added` to the class `Message` for service messages about a user boosting a chat.
  - Added the field `sender_boost_count` to the class `Message`.
  - Added the field `reply_to_story` to the class `Message`.
  - Added the fields `chat` and `id` to the class `Story`.
  - Added the field `unrestrict_boost_count` to the class `Chat`.
  - Added the field `custom_emoji_sticker_set_name` to the class `Chat`.

  #1417

#### Bugfixes

- Update KeyboardBuilder utility, fixed type-hints for button method, adjusted limits of the different markup types to real world values. #1399
- Added new `reply_parameters` param to `message.send_copy` because it hasn't been added there #1403

#### Improved Documentation

- Add notion «Working with plural forms» in documentation Utils -> Translation #1395

### 2.6.4 3.3.0 (2023-12-31)

#### Features

- Added full support of Bot API 7.0
  - Reactions
  - Replies 2.0
  - Link Preview Customization
  - Block Quotation
  - Multiple Message Actions
  - Requests for multiple users
  - Chat Boosts
  - Giveaway
  - Other changes

  #1387

### 2.6.5 3.2.0 (2023-11-24)

#### Features

- Introduced Scenes feature that helps you to simplify user interactions using Finite State Machine. Read more about *Scenes*. #1280
- Added the new FSM strategy `CHAT_TOPIC`, which sets the state for the entire topic in the chat, also works in private messages and regular groups without topics. #1343

#### Bugfixes

- Fixed `parse_mode` argument in the in `Message.send_copy` shortcut. Disable by default. #1332
- Added ability to get handler flags from filters. #1360
- Fixed a situation where a `CallbackData` could not be parsed without a default value. #1368

#### Improved Documentation

- Corrected grammatical errors, improved sentence structures, translation for migration 2.x-3.x #1302
- Minor typo correction, specifically in module naming + some grammar. #1340
- Added *CITATION.cff* file for automatic academic citation generation. Now you can copy citation from the GitHub page and paste it into your paper. #1351
- Minor typo correction in middleware docs. #1353

#### Misc

- Fixed ResourceWarning in the tests, reworked `RedisEventsIsolation` fixture to use Redis connection from `RedisStorage` #1320
- Updated dependencies, bumped minimum required version:
  - `magic-filter` - fixed *.resolve* operation
  - `pydantic` - fixed compatibility (broken in 2.4)
  - `aiodns` - added new dependency to the `fast` extras (`pip install aiogram[fast]`)
  - *others...*

  #1327
- Prevent update handling task pointers from being garbage collected, backport from 2.x #1331
- Updated `typing-extensions` package version range in dependencies to fix compatibility with `FastAPI` #1347
- Introduce Python 3.12 support #1354
- Speeded up CallableMixin processing by caching references to nested objects and simplifying kwargs assembly. #1357
- Added `pydantic` v2.5 support. #1361
- Updated `thumbnail` fields type to `InputFile` only #1372

### 2.6.6 3.1.1 (2023-09-25)

#### Bugfixes

- Fixed *pydantic* version <2.4, since 2.4 has breaking changes. #1322

### 2.6.7 3.1.0 (2023-09-22)

#### Features

- Added support for custom encoders/decoders for payload (and also for deep-linking). #1262
- Added `aiogram.utils.input_media.MediaGroupBuilder` for media group construction. #1293
- Added full support of Bot API 6.9 #1319

#### Bugfixes

- Added actual param hints for *InlineKeyboardBuilder* and *ReplyKeyboardBuilder*. #1303
- Fixed priority of events isolation, now user state will be loaded only after lock is acquired #1317

### 2.6.8 3.0.0 (2023-09-01)

#### Bugfixes

- Replaced `datetime.datetime` with *DateTime* type wrapper across types to make dumped JSONs object more compatible with data that is sent by Telegram. #1277
- Fixed magic `.as_(...)` operation for values that can be interpreted as *False* (e.g. *0*). #1281
- Italic markdown from utils now uses correct decorators #1282
- Fixed method `Message.send_copy` for stickers. #1284
- Fixed `Message.send_copy` method, which was not working properly with stories, so not you can copy stories too (forwards messages). #1286
- Fixed error overlapping when validation error is caused by remove_unset root validator in base types and methods. #1290

### 2.6.9 3.0.0rc2 (2023-08-18)

#### Bugfixes

- Fixed missing message content types (`ContentType.USER_SHARED`, `ContentType.CHAT_SHARED`) #1252
- Fixed nested hashtag, cashtag and email message entities not being parsed correctly when these entities are inside another entity. #1259
- Moved global filters check placement into router to add chance to pass context from global filters into handlers in the same way as it possible in other places #1266

#### Improved Documentation

- Added error handling example *examples/error_handling.py* #1099
- Added a few words about skipping pending updates #1251
- Added a section on Dependency Injection technology #1253
- This update includes the addition of a multi-file bot example to the repository. #1254
- Refactored examples code to use aiogram enumerations and enhanced chat messages with markdown beautification's for a more user-friendly display. #1256
- Supplemented «Finite State Machine» section in Migration FAQ #1264
- Removed extra param in docstring of TelegramEventObserver's filter method and fixed typo in I18n documentation. #1268

#### Misc

- Enhanced the warning message in dispatcher to include a JSON dump of the update when update type is not known. #1269
- Added support for Bot API 6.8 #1275

### 2.6.10 3.0.0rc1 (2023-08-06)

#### Features

- Added Currency enum. You can use it like this:

```
from aiogram.enums import Currency

await bot.send_invoice(
    ...,
    currency=Currency.USD,
    ...
)
```

  #1194
- Updated keyboard builders with new methods for integrating buttons and keyboard creation more seamlessly. Added functionality to create buttons from existing markup and attach another builder. This improvement aims to make the keyboard building process more user-friendly and flexible. #1236
- Added support for message_thread_id in ChatActionSender #1249

#### Bugfixes

- Fixed polling startup when «bot» key is passed manually into dispatcher workflow data #1242
- Added codegen configuration for lost shortcuts:
  - ShippingQuery.answer
  - PreCheckoutQuery.answer
  - Message.delete_reply_markup

  #1244

#### Improved Documentation

- Added documentation for webhook and polling modes. #1241

#### Misc

- Reworked InputFile reading, removed `__aiter__` method, added *bot: Bot* argument to the `.read(...)` method, so, from now URLInputFile can be used without specifying bot instance. #1238
- Code-generated `__init__` typehints in types and methods to make IDE happy without additional pydantic plugin #1245

### 2.6.11 3.0.0b9 (2023-07-30)

#### Features

- Added new shortcuts for *aiogram.types.chat_member_updated.ChatMemberUpdated* to send message to chat that member joined/left. #1234
- Added new shortcuts for *aiogram.types.chat_join_request.ChatJoinRequest* to make easier access to sending messages to users who wants to join to chat. #1235

#### Bugfixes

- Fixed bot assignment in the `Message.send_copy` shortcut #1232
- Added model validation to remove UNSET before field validation. This change was necessary to correctly handle parse_mode where „UNSET“ is used as a sentinel value. Without the removal of „UNSET“, it would create issues when passed to model initialization from Bot.method_name. „UNSET“ was also added to typing. #1233
- Updated pydantic to 2.1 with few bugfixes

#### Improved Documentation

- Improved docs, added basic migration guide (will be expanded later) #1143

#### Deprecations and Removals

- Removed the use of the context instance (Bot.get_current) from all placements that were used previously. This is to avoid the use of the context instance in the wrong place. #1230

### 2.6.12 3.0.0b8 (2023-07-17)

#### Features

- Added possibility to use custom events in routers (If router does not support custom event it does not break and passes it to included routers). #1147
- Added support for FSM in Forum topics.

  The strategy can be changed in dispatcher:

  ```
  from aiogram.fsm.strategy import FSMStrategy
  ...
  dispatcher = Dispatcher(
      fsm_strategy=FSMStrategy.USER_IN_TOPIC,
      storage=...,  # Any persistent storage
  )
  ```

  **Примітка:** If you have implemented you own storages you should extend record key generation with new one attribute - `thread_id`

  #1161
- Improved CallbackData serialization.
  - Minimized UUID (hex without dashes)
  - Replaced bool values with int (true=1, false=0)

  #1163
- Added a tool to make text formatting flexible and easy. More details on the *corresponding documentation page* #1172
- Added `X-Telegram-Bot-Api-Secret-Token` header check #1173
- Made `allowed_updates` list to revolve automatically in start_polling method if not set explicitly. #1178
- Added possibility to pass custom headers to `URLInputFile` object #1191

### Bugfixes

- Change type of result in InlineQueryResult enum for `InlineQueryResultCachedMpeg4Gif` and `InlineQueryResultMpeg4Gif` to more correct according to documentation.

  Change regexp for entities parsing to more correct (`InlineQueryResultType.yml`). #1146
- Fixed signature of startup/shutdown events to include the `**dispatcher.workflow_data` as the handler arguments. #1155
- Added missing `FORUM_TOPIC_EDITED` value to content_type property #1160
- Fixed compatibility with Python 3.8-3.9 (from previous release) #1162
- Fixed the markdown spoiler parser. #1176
- Fixed workflow data propagation #1196
- Fixed the serialization error associated with nested subtypes like InputMedia, ChatMember, etc.

  The previously generated code resulted in an invalid schema under pydantic v2, which has stricter type parsing. Hence, subtypes without the specification of all subtype unions were generating an empty object. This has been rectified now. #1213

### Improved Documentation

- Changed small grammar typos for `upload_file` #1133

### Deprecations and Removals

- Removed text filter in due to is planned to remove this filter few versions ago.

  Use `F.text` instead #1170

### Misc

- Added full support of Bot API 6.6

  > **Небезпека:** Note that this issue has breaking changes described in the Bot API changelog, this changes is not breaking in the API but breaking inside aiogram because Beta stage is not finished.

  #1139
- Added full support of Bot API 6.7

  > **Попередження:** Note that arguments *switch_pm_parameter* and *switch_pm_text* was deprecated and should be changed to *button* argument as described in API docs.

  #1168
- Updated Pydantic to V2

> **Попередження:** Be careful, not all libraries is already updated to using V2

#1202

- Added global defaults `disable_web_page_preview` and `protect_content` in addition to `parse_mode` to the Bot instance, reworked internal request builder mechanism. #1142
- Removed bot parameters from storages #1144
- Replaced ContextVar's with a new feature called Validation Context in Pydantic to improve the clarity, usability, and versatility of handling the Bot instance within method shortcuts.

> **Небезпека:** **Breaking**: The „bot“ argument now is required in *URLInputFile*

#1210

- Updated magic-filter with new features
  - Added hint for `len(F)` error
  - Added not in operation

#1221

### 2.6.13 3.0.0b7 (2023-02-18)

> **Попередження:** Note that this version has incompatibility with Python 3.8-3.9 in case when you create an instance of Dispatcher outside of the any coroutine.
>
> Sorry for the inconvenience, it will be fixed in the next version.
>
> This code will not work:
>
> ```
> dp = Dispatcher()
>
> def main():
>  ...
>  dp.run_polling(...)
>
> main()
> ```
>
> But if you change it like this it should works as well:
>
> ```
> router = Router()
>
> async def main():
>  dp = Dispatcher()
>  dp.include_router(router)
>  ...
>  dp.start_polling(...)
>
> asyncio.run(main())
> ```

### Features

- Added missing shortcuts, new enums, reworked old stuff

  **Breaking** All previously added enums is re-generated in new place - *aiogram.enums* instead of *aiogram.types*

  **Added enums:** `aiogram.enums.bot_command_scope_type.BotCommandScopeType`, `aiogram.enums.chat_action.ChatAction`, `aiogram.enums.chat_member_status.ChatMemberStatus`, `aiogram.enums.chat_type.ChatType`, `aiogram.enums.content_type.ContentType`, `aiogram.enums.dice_emoji.DiceEmoji`, `aiogram.enums.inline_query_result_type.InlineQueryResultType`, `aiogram.enums.input_media_type.InputMediaType`, `aiogram.enums.mask_position_point.MaskPositionPoint`, `aiogram.enums.menu_button_type.MenuButtonType`, `aiogram.enums.message_entity_type.MessageEntityType`, `aiogram.enums.parse_mode.ParseMode`, `aiogram.enums.poll_type.PollType`, `aiogram.enums.sticker_type.StickerType`, `aiogram.enums.topic_icon_color.TopicIconColor`, `aiogram.enums.update_type.UpdateType`,

  **Added shortcuts**:

  - ***Chat*** `aiogram.types.chat.Chat.get_administrators()`, `aiogram.types.chat.Chat.delete_message()`, `aiogram.types.chat.Chat.revoke_invite_link()`, `aiogram.types.chat.Chat.edit_invite_link()`, `aiogram.types.chat.Chat.create_invite_link()`, `aiogram.types.chat.Chat.export_invite_link()`, `aiogram.types.chat.Chat.do()`, `aiogram.types.chat.Chat.delete_sticker_set()`, `aiogram.types.chat.Chat.set_sticker_set()`, `aiogram.types.chat.Chat.get_member()`, `aiogram.types.chat.Chat.get_member_count()`, `aiogram.types.chat.Chat.leave()`, `aiogram.types.chat.Chat.unpin_all_messages()`, `aiogram.types.chat.Chat.unpin_message()`, `aiogram.types.chat.Chat.pin_message()`, `aiogram.types.chat.Chat.set_administrator_custom_title()`, `aiogram.types.chat.Chat.set_permissions()`, `aiogram.types.chat.Chat.promote()`, `aiogram.types.chat.Chat.restrict()`, `aiogram.types.chat.Chat.unban()`, `aiogram.types.chat.Chat.ban()`, `aiogram.types.chat.Chat.set_description()`, `aiogram.types.chat.Chat.set_title()`, `aiogram.types.chat.Chat.delete_photo()`, `aiogram.types.chat.Chat.set_photo()`,
  - ***Sticker***: `aiogram.types.sticker.Sticker.set_position_in_set()`, `aiogram.types.sticker.Sticker.delete_from_set()`,
  - *User*: `aiogram.types.user.User.get_profile_photos()`

  #952

- Added *callback answer* feature #1091
- Added a method that allows you to compactly register routers #1117

### Bugfixes

- Check status code when downloading file #816
- Fixed *ignore_case* parameter in `aiogram.filters.command.Command` filter #1106

#### Misc

- Added integration with new code-generator named Butcher #1069
- Added full support of Bot API 6.4 #1088
- Updated package metadata, moved build internals from Poetry to Hatch, added contributing guides. #1095
- Added full support of Bot API 6.5

  > **Небезпека:** Note that *aiogram.types.chat_permissions.ChatPermissions* is updated without backward compatibility, so now this object has no `can_send_media_messages` attribute

  #1112
- Replaced error `TypeError: TelegramEventObserver.__call__() got an unexpected keyword argument '<name>'` with a more understandable one for developers and with a link to the documentation. #1114
- Added possibility to reply into webhook with files #1120
- Reworked graceful shutdown. Added method to stop polling. Now polling started from dispatcher can be stopped by signals gracefully without errors (on Linux and Mac). #1124

### 2.6.14 3.0.0b6 (2022-11-18)

#### Features

- (again) Added possibility to combine filters with an *and/or* operations.

  Read more in «*Combining filters*» documentation section #1018
- Added following methods to `Message` class:
  - `Message.forward(...)`
  - `Message.edit_media(...)`
  - `Message.edit_live_location(...)`
  - `Message.stop_live_location(...)`
  - `Message.pin(...)`
  - `Message.unpin()`

  #1030
- Added following methods to `User` class:
  - `User.mention_markdown(...)`
  - `User.mention_html(...)`

  #1049
- Added full support of Bot API 6.3 #1057

#### Bugfixes

- Fixed `Message.send_invoice` and `Message.reply_invoice`, added missing arguments #1047
- Fixed copy and forward in:
  - `Message.answer(...)`
  - `Message.copy_to(...)`

  #1064

#### Improved Documentation

- Fixed UA translations in index.po #1017
- Fix typehints for `Message`, `reply_media_group` and `answer_media_group` methods #1029
- Removed an old now non-working feature #1060

#### Misc

- Enabled testing on Python 3.11 #1044
- Added a mandatory dependency `certifi` in due to in some cases on systems that doesn't have updated ca-certificates the requests to Bot API fails with reason `[SSL: CERTIFICATE_VERIFY_FAILED] certificate verify failed: self signed certificate in certificate chain` #1066

### 2.6.15 3.0.0b5 (2022-10-02)

#### Features

- Add PyPy support and run tests under PyPy #985
- Added message text to aiogram exceptions representation #988
- Added warning about using magic filter from *magic_filter* instead of *aiogram*'s ones. Is recommended to use *from aiogram import F* instead of *from magic_filter import F* #990
- Added more detailed error when server response can't be deserialized. This feature will help to debug unexpected responses from the Server #1014

#### Bugfixes

- Reworked error event, introduced *`aiogram.types.error_event.ErrorEvent`* object. #898
- Fixed escaping markdown in *aiogram.utils.markdown* module #903
- Fixed polling crash when Telegram Bot API raises HTTP 429 status-code. #995
- Fixed empty mention in command parsing, now it will be None instead of an empty string #1013

#### Improved Documentation

- Initialized Docs translation (added Ukrainian language) #925

#### Deprecations and Removals

- Removed filters factory as described in corresponding issue. #942

#### Misc

- Now Router/Dispatcher accepts only keyword arguments. #982

### 2.6.16 3.0.0b4 (2022-08-14)

#### Features

- Add class helper ChatAction for constants that Telegram BotAPI uses in sendChatAction request. In my opinion, this will help users and will also improve compatibility with 2.x version where similar class was called «ChatActions». #803
- Added possibility to combine filters or invert result

  Example:

  ```
  Text(text="demo") | Command(commands=["demo"])
  MyFilter() & AnotherFilter()
  ~StateFilter(state='my-state')
  ```

  #894
- Fixed type hints for redis TTL params. #922
- Added *full_name* shortcut for *Chat* object #929

#### Bugfixes

- Fixed false-positive coercing of Union types in API methods #901
- Added 3 missing content types:
  - proximity_alert_triggered
  - supergroup_chat_created
  - channel_chat_created

  #906
- Fixed the ability to compare the state, now comparison to copy of the state will return *True*. #927
- Fixed default lock kwargs in RedisEventIsolation. #972

#### Misc

- Restrict including routers with strings #896
- Changed CommandPatterType to CommandPatternType in *aiogram/dispatcher/filters/command.py* #907
- Added full support of Bot API 6.1 #936
- **Breaking!** More flat project structure

  These packages was moved, imports in your code should be fixed:

  - `aiogram.dispatcher.filters` -> `aiogram.filters`
  - `aiogram.dispatcher.fsm` -> `aiogram.fsm`
  - `aiogram.dispatcher.handler` -> `aiogram.handler`
  - `aiogram.dispatcher.webhook` -> `aiogram.webhook`
  - `aiogram.dispatcher.flags/*` -> `aiogram.dispatcher.flags` (single module instead of package)

  #938
- Removed deprecated `router.<event>_handler` and `router.register_<event>_handler` methods. #941
- Deprecated filters factory. It will be removed in next Beta (3.0b5) #942
- *MessageEntity* method *get_text* was removed and *extract* was renamed to *extract_from* #944
- Added full support of Bot API 6.2 #975

### 2.6.17 3.0.0b3 (2022-04-19)

#### Features

- Added possibility to get command magic result as handler argument #889
- Added full support of Telegram Bot API 6.0 #890

#### Bugfixes

- Fixed I18n lazy-proxy. Disabled caching. #839
- Added parsing of spoiler message entity #865
- Fixed default *parse_mode* for *Message.copy_to()* method. #876
- Fixed CallbackData factory parsing IntEnum's #885

#### Misc

- Added automated check that pull-request adds a changes description to **CHANGES** directory #873
- Changed `Message.html_text` and `Message.md_text` attributes behaviour when message has no text. The empty string will be used instead of raising error. #874
- Used *redis-py* instead of *aioredis* package in due to this packages was merged into single one #882
- Solved common naming problem with middlewares that confusing too much developers - now you can't see the *middleware* and *middlewares* attributes at the same point because this functionality encapsulated to special interface. #883

### 2.6.18 3.0.0b2 (2022-02-19)

#### Features

- Added possibility to pass additional arguments into the aiohttp webhook handler to use this arguments inside handlers as the same as it possible in polling mode. #785
- Added possibility to add handler flags via decorator (like *pytest.mark* decorator but *aiogram.flags*) #836
- Added `ChatActionSender` utility to automatically sends chat action while long process is running.

  It also can be used as message middleware and can be customized via `chat_action` flag. #837

#### Bugfixes

- Fixed unexpected behavior of sequences in the StateFilter. #791
- Fixed exceptions filters #827

#### Misc

- Logger name for processing events is changed to `aiogram.events`. #830
- Added full support of Telegram Bot API 5.6 and 5.7 #835
- **BREAKING** Events isolation mechanism is moved from FSM storages to standalone managers #838

### 2.6.19 3.0.0b1 (2021-12-12)

#### Features

- Added new custom operation for MagicFilter named `as_`

  Now you can use it to get magic filter result as handler argument

```
from aiogram import F

...

@router.message(F.text.regexp(r"^(\d+)$").as_("digits"))
async def any_digits_handler(message: Message, digits: Match[str]):
```

(continues on next page)

(continued from previous page)

```
    await message.answer(html.quote(str(digits)))


@router.message(F.photo[-1].as_("photo"))
async def download_photos_handler(message: Message, photo: PhotoSize, bot: Bot):
    content = await bot.download(photo)
```

#759

#### Bugfixes

- Fixed: Missing `ChatMemberHandler` import in `aiogram/dispatcher/handler` #751

#### Misc

- Check `destiny` in case of no `with_destiny` enabled in RedisStorage key builder #776
- Added full support of Bot API 5.5 #777
- Stop using feature from #336. From now settings of client-session should be placed as initializer arguments instead of changing instance attributes. #778
- Make TelegramAPIServer files wrapper in local mode bi-directional (server-client, client-server) Now you can convert local path to server path and server path to local path. #779

### 2.6.20 3.0.0a18 (2021-11-10)

#### Features

- Breaking: Changed the signature of the session middlewares Breaking: Renamed AiohttpSession.make_request method parameter from call to method to match the naming in the base class Added middleware for logging outgoing requests #716
- Improved description of filters resolving error. For example when you try to pass wrong type of argument to the filter but don't know why filter is not resolved now you can get error like this:

```
aiogram.exceptions.FiltersResolveError: Unknown keyword filters: {'content_types'}
  Possible cases:
  - 1 validation error for ContentTypesFilter
    content_types
      Invalid content types {'42'} is not allowed here (type=value_error)
```

  #717

- **Breaking internal API change** Reworked FSM Storage record keys propagation #723
- Implemented new filter named `MagicData(magic_data)` that helps to filter event by data from middlewares or other filters

  For example your bot is running with argument named `config` that contains the application config then you can filter event by value from this config:

```
@router.message(magic_data=F.event.from_user.id == F.config.admin_id)
...
```

#724

#### Bugfixes

- Fixed I18n context inside error handlers #726
- Fixed bot session closing before emit shutdown #734
- Fixed: bound filter resolving does not require children routers #736

#### Misc

- Enabled testing on Python 3.10 Removed *async_lru* dependency (is incompatible with Python 3.10) and replaced usage with protected property #719
- Converted README.md to README.rst and use it as base file for docs #725
- Rework filters resolving:
  - Automatically apply Bound Filters with default values to handlers
  - Fix data transfer from parent to included routers filters

  #727
- Added full support of Bot API 5.4 https://core.telegram.org/bots/api-changelog#november-5-2021 #744

### 2.6.21 3.0.0a17 (2021-09-24)

#### Misc

- Added `html_text` and `md_text` to Message object #708
- Refactored I18n, added context managers for I18n engine and current locale #709

### 2.6.22 3.0.0a16 (2021-09-22)

#### Features

- Added support of local Bot API server files downloading

  When Local API is enabled files can be downloaded via *bot.download*/*bot.download_file* methods. #698
- Implemented I18n & L10n support #701

#### Misc

- Covered by tests and docs KeyboardBuilder util #699
- **Breaking!!!**. Refactored and renamed exceptions.
  - Exceptions module was moved from `aiogram.utils.exceptions` to `aiogram.exceptions`
  - Added prefix *Telegram* for all error classes

  #700
- Replaced all `pragma: no cover` marks via global `.coveragerc` config #702
- Updated dependencies.

  **Breaking for framework developers** Now all optional dependencies should be installed as extra: *poetry install -E fast -E redis -E proxy -E i18n -E docs* #703

### 2.6.23 3.0.0a15 (2021-09-10)

#### Features

- Ability to iterate over all states in StatesGroup. Aiogram already had in check for states group so this is relative feature. #666

#### Bugfixes

- Fixed incorrect type checking in the `aiogram.utils.keyboard.KeyboardBuilder` #674

#### Misc

- Disable ContentType filter by default #668
- Moved update type detection from Dispatcher to Update object #669
- Updated **pre-commit** config #681
- Reworked **handlers_in_use** util. Function moved to Router as method **.resolve_used_update_types()** #682

### 2.6.24 3.0.0a14 (2021-08-17)

#### Features

- add aliases for edit/delete reply markup to Message #662
- Reworked outer middleware chain. Prevent to call many times the outer middleware for each nested router #664

#### Bugfixes

- Prepare parse mode for InputMessageContent in AnswerInlineQuery method #660

#### Improved Documentation

- Added integration with `towncrier` #602

#### Misc

- Added *.editorconfig* #650
- Redis storage speedup globals #651
- add allow_sending_without_reply param to Message reply aliases #663

### 2.6.25 2.14.3 (2021-07-21)

- Fixed `ChatMember` type detection via adding customizable object serialization mechanism (#624, #623)

### 2.6.26 2.14.2 (2021-07-26)

- Fixed `MemoryStorage` cleaner (#619)
- Fixed unused default locale in `I18nMiddleware` (#562, #563)

### 2.6.27 2.14 (2021-07-27)

- Full support of Bot API 5.3 (#610, #614)
- Fixed `Message.send_copy` method for polls (#603)
- Updated pattern for `GroupDeactivated` exception (#549
- Added `caption_entities` field in `InputMedia` base class (#583)
- Fixed HTML text decorations for tag `pre` (#597 fixes issues #596 and #481)
- Fixed `Message.get_full_command` method for messages with caption (#576)
- Improved `MongoStorage`: remove documents with empty data from `aiogram_data` collection to save memory. (#609)

### 2.6.28 2.13 (2021-04-28)

- Added full support of Bot API 5.2 (#572)
- Fixed usage of `provider_data` argument in `sendInvoice` method call
- Fixed builtin command filter args (#556) (#558)
- Allowed to use State instances FSM storage directly (#542)
- Added possibility to get i18n locale without User instance (#546)
- Fixed returning type of `Bot.*_chat_invite_link()` methods #548 (#549)

- Fixed deep-linking util (#569)
- Small changes in documentation - describe limits in docstrings corresponding to the current limit. (#565)
- Fixed internal call to deprecated „is_private“ method (#553)
- Added possibility to use `allowed_updates` argument in Polling mode (#564)

### 2.6.29 2.12.1 (2021-03-22)

- Fixed `TypeError: Value should be instance of 'User' not 'NoneType'` (#527)
- Added missing `Chat.message_auto_delete_time` field (#535)
- Added `MediaGroup` filter (#528)
- Added `Chat.delete_message` shortcut (#526)
- Added mime types parsing for `aiogram.types.Document` (#431)
- Added warning in `TelegramObject.__setitem__` when Telegram adds a new field (#532)
- Fixed `examples/chat_type_filter.py` (#533)
- Removed redundant definitions in framework code (#531)

### 2.6.30 2.12 (2021-03-14)

- Full support for Telegram Bot API 5.1 (#519)
- Fixed sending playlist of audio files and documents (#465, #468)
- Fixed `FSMContextProxy.setdefault` method (#491)
- Fixed `Message.answer_location` and `Message.reply_location` unable to send live location (#497)
- Fixed `user_id` and `chat_id` getters from the context at Dispatcher `check_key`, `release_key` and `throttle` methods (#520)
- Fixed `Chat.update_chat` method and all similar situations (#516)
- Fixed `MediaGroup` attach methods (#514)
- Fixed state filter for inline keyboard query callback in groups (#508, #510)
- Added missing `ContentTypes.DICE` (#466)
- Added missing vcard argument to `InputContactMessageContent` constructor (#473)
- Add missing exceptions: `MessageIdInvalid`, `CantRestrictChatOwner` and `UserIsAnAdministratorOfTheChat` (#474, #512)
- Added `answer_chat_action` to the `Message` object (#501)
- Added dice to `message.send_copy` method (#511)
- Removed deprecation warning from `Message.send_copy`
- Added an example of integration between externally created aiohttp Application and aiogram (#433)
- Added `split_separator` argument to `safe_split_text` (#515)
- Fixed some typos in docs and examples (#489, #490, #498, #504, #514)

### 2.6.31 2.11.2 (2021-11-10)

- Fixed default parse mode
- Added missing «supports_streaming» argument to answer_video method #462

### 2.6.32 2.11.1 (2021-11-10)

- Fixed files URL template
- Fix MessageEntity serialization for API calls #457
- When entities are set, default parse_mode become disabled (#461)
- Added parameter supports_streaming to reply_video, remove redundant docstrings (#459)
- Added missing parameter to promoteChatMember alias (#458)

### 2.6.33 2.11 (2021-11-08)

- Added full support of Telegram Bot API 5.0 (#454)
- **Added possibility to more easy specify custom API Server (example)**
  - WARNING: API method `close` was named in Bot class as close_bot in due to Bot instance already has method with the same name. It will be changed in `aiogram 3.0`
- Added alias to Message object `Message.copy_to` with deprecation of `Message.send_copy`
- `ChatType.SUPER_GROUP` renamed to `ChatType.SUPERGROUP` (#438)

### 2.6.34 2.10.1 (2021-09-14)

- Fixed critical bug with getting asyncio event loop in executor. (#424) `AttributeError: 'NoneType' object has no attribute 'run_until_complete'`

### 2.6.35 2.10 (2021-09-13)

- Breaking change: Stop using _MainThread event loop in bot/dispatcher instances (#397)
- Breaking change: Replaced aiomongo with motor (#368, #380)
- Fixed: TelegramObject's aren't destroyed after update handling #307 (#371)
- Add setting current context of Telegram types (#369)
- Fixed markdown escaping issues (#363)
- Fixed HTML characters escaping (#409)
- Fixed italic and underline decorations when parse entities to Markdown
- Fixed #413: parse entities positioning (#414)
- Added missing thumb parameter (#362)
- Added public methods to register filters and middlewares (#370)
- Added ChatType builtin filter (#356)

- Fixed IDFilter checking message from channel (#376)
- Added missed answer_poll and reply_poll (#384)
- Added possibility to ignore message caption in commands filter (#383)
- Fixed addStickerToSet method
- Added preparing thumb in send_document method (#391)
- Added exception MessageToPinNotFound (#404)
- Fixed handlers parameter-spec solving (#408)
- Fixed CallbackQuery.answer() returns nothing (#420)
- CHOSEN_INLINE_RESULT is a correct API-term (#415)
- Fixed missing attributes for Animation class (#422)
- Added missed emoji argument to reply_dice (#395)
- Added is_chat_creator method to ChatMemberStatus (#394)
- Added missed ChatPermissions to __all__ (#393)
- Added is_forward method to Message (#390)
- Fixed usage of deprecated is_private function (#421)

and many others documentation and examples changes:

- Updated docstring of RedisStorage2 (#423)
- Updated I18n example (added docs and fixed typos) (#419)
- A little documentation revision (#381)
- Added comments about correct errors_handlers usage (#398)
- Fixed typo rexex -> regex (#386)
- Fixed docs Quick start page code blocks (#417)
- fixed type hints of callback_data (#400)
- Prettify readme, update downloads stats badge (#406)

### 2.6.36 2.9.2 (2021-06-13)

- Fixed `Message.get_full_command()` #352
- Fixed markdown util #353

### 2.6.37 2.9 (2021-06-08)

- Added full support of Telegram Bot API 4.9
- Fixed user context at poll_answer update (#322)
- Fix Chat.set_description (#325)
- Add lazy session generator (#326)
- Fix text decorations (#315, #316, #328)
- Fix missing `InlineQueryResultPhoto` `parse_mode` field (#331)

- Fix fields from parent object in `KeyboardButton` (#344 fixes #343)
- Add possibility to get bot id without calling `get_me` (#296)

### 2.6.38 2.8 (2021-04-26)

- Added full support of Bot API 4.8
- Added `Message.answer_dice` and `Message.reply_dice` methods (#306)

### 2.6.39 2.7 (2021-04-07)

- Added full support of Bot API 4.7 (#294 #289)
- Added default parse mode for send_animation method (#293 #292)
- Added new API exception when poll requested in public chats (#270)
- Make correct User and Chat get_mention methods (#277)
- Small changes and other minor improvements

### 2.6.40 2.6.1 (2021-01-25)

- Fixed reply `KeyboardButton` initializer with `request_poll` argument (#266)
- Added helper for poll types (`aiogram.types.PollType`)
- Changed behavior of Telegram_object `.as_*` and `.to_*` methods. It will no more mutate the object. (#247)

### 2.6.41 2.6 (2021-01-23)

- Full support of Telegram Bot API v4.6 (Polls 2.0) #265
- Aded new filter - IsContactSender (commit)
- Fixed proxy extra dependencies version #262

### 2.6.42 2.5.3 (2021-01-05)

- #255 Updated CallbackData factory validity check. More correct for non-latin symbols
- #256 Fixed `renamed_argument` decorator error
- #257 One more fix of CommandStart filter

### 2.6.43 2.5.2 (2021-01-01)

- Get back `quote_html` and `escape_md` functions

### 2.6.44 2.5.1 (2021-01-01)

- Hot-fix of `CommandStart` filter

### 2.6.45 2.5 (2021-01-01)

- Added full support of Telegram Bot API 4.5 (#250, #251)
- #239 Fixed `check_token` method
- #238, #241: Added deep-linking utils
- #248 Fixed support of aiohttp-socks
- Updated setup.py. No more use of internal pip API
- Updated links to documentations (https://docs.aiogram.dev)
- Other small changes and minor improvements (#223 and others...)

### 2.6.46 2.4 (2021-10-29)

- Added Message.send_copy method (forward message without forwarding)
- Safe close of aiohttp client session (no more exception when application is shutdown)
- No more «adWanced» words in project #209
- Arguments user and chat is renamed to user_id and chat_id in Dispatcher.throttle method #196
- Fixed set_chat_permissions #198
- Fixed Dispatcher polling task does not process cancellation #199, #201
- Fixed compatibility with latest asyncio version #200
- Disabled caching by default for lazy_gettext method of I18nMiddleware #203
- Fixed HTML user mention parser #205
- Added IsReplyFilter #210
- Fixed send_poll method arguments #211
- Added OrderedHelper #215
- Fix incorrect completion order. #217

### 2.6.47 2.3 (2021-08-16)

- Full support of Telegram Bot API 4.4
- Fixed #143
- Added new filters from issue #151: #172, #176, #182
- Added expire argument to RedisStorage2 and other storage fixes #145
- Fixed JSON and Pickle storages #138
- Implemented MongoStorage #153 based on aiomongo (soon motor will be also added)
- Improved tests
- Updated examples
- Warning: Updated auth widget util. #190
- Implemented throttle decorator #181

### 2.6.48 2.2 (2021-06-09)

- Provides latest Telegram Bot API (4.3)
- Updated docs for filters
- Added opportunity to use different bot tokens from single bot instance (via context manager, #100)
- IMPORTANT: Fixed Typo: `data` -> `bucket` in `update_bucket` for RedisStorage2 (#132)

### 2.6.49 2.1 (2021-04-18)

- Implemented all new features from Telegram Bot API 4.2
- `is_member` and `is_admin` methods of `ChatMember` and `ChatMemberStatus` was renamed to `is_chat_member` and `is_chat_admin`
- Remover func filter
- Added some useful Message edit functions (`Message.edit_caption`, `Message.edit_media`, `Message.edit_reply_markup`) (#121, #103, #104, #112)
- Added requests timeout for all methods (#110)
- Added `answer*` methods to `Message` object (#112)
- Maked some improvements of `CallbackData` factory
- Added deep-linking parameter filter to `CommandStart` filter
- Implemented opportunity to use DNS over socks (#97 -> #98)
- Implemented logging filter for extending LogRecord attributes (Will be usefull with external logs collector utils like GrayLog, Kibana and etc.)
- Updated `requirements.txt` and `dev_requirements.txt` files
- Other small changes and minor improvements

### 2.6.50 2.0.1 (2021-12-31)

- Implemented CallbackData factory (example)
- Implemented methods for answering to inline query from context and reply with animation to the messages. #85
- Fixed installation from tar.gz #84
- More exceptions (`ChatIdIsEmpty` and `NotEnoughRightsToRestrict`)

### 2.6.51 2.0 (2021-10-28)

This update will break backward compability with Python 3.6 and works only with Python 3.7+: - contextvars (PEP-567); - New syntax for annotations (PEP-563).

Changes: - Used contextvars instead of `aiogram.utils.context`; - Implemented filters factory; - Implemented new filters mechanism; - Allowed to customize command prefix in CommandsFilter; - Implemented mechanism of passing results from filters (as dicts) as kwargs in handlers (like fixtures in pytest); - Implemented states group feature; - Implemented FSM storage's proxy; - Changed files uploading mechanism; - Implemented pipe for uploading files from URL; - Implemented I18n Middleware; - Errors handlers now should accept only two arguments (current update and exception); - Used `aiohttp_socks` instead of `aiosocksy` for Socks4/5 proxy; - types.ContentType was divided to `types.ContentType` and `types.ContentTypes`; - Allowed to use rapidjson instead of ujson/json; - `.current()` method in bot and dispatcher objects was renamed to `get_current()`;

Full changelog - You can read more details about this release in migration FAQ: https://aiogram.readthedocs.io/en/latest/migration_1_to_2.html

### 2.6.52 1.4 (2021-08-03)

- Bot API 4.0 (#57)

### 2.6.53 1.3.3 (2021-07-16)

- Fixed markup-entities parsing;
- Added more API exceptions;
- Now InlineQueryResultLocation has live_period;
- Added more message content types;
- Other small changes and minor improvements.

### 2.6.54 1.3.2 (2021-05-27)

- Fixed crashing of polling process. (i think)
- Added parse_mode field into input query results according to Bot API Docs.
- Added new methods for Chat object. (#42, #43)
- **Warning**: disabled connections limit for bot aiohttp session.
- **Warning**: Destroyed «temp sessions» mechanism.

- Added new error types.
- Refactored detection of error type.
- Small fixes of executor util.
- Fixed RethinkDBStorage

### 2.6.55 1.3.1 (2018-05-27)

### 2.6.56 1.3 (2021-04-22)

- Allow to use Socks5 proxy (need manually install `aiosocksy`).
- Refactored `aiogram.utils.executor` module.
- **[Warning]** Updated requirements list.

### 2.6.57 1.2.3 (2018-04-14)

- Fixed API errors detection
- Fixed compability of `setup.py` with pip 10.0.0

### 2.6.58 1.2.2 (2018-04-08)

- Added more error types.
- Implemented method `InputFile.from_url(url: str)` for downloading files.
- Implemented big part of API method tests.
- Other small changes and mminor improvements.

### 2.6.59 1.2.1 (2018-03-25)

- Fixed handling Venue's [#27, #26]
- Added parse_mode to all medias (Bot API 3.6 support) [#23]
- Now regexp filter can be used with callback query data [#19]
- Improvements in `InlineKeyboardMarkup` & `ReplyKeyboardMarkup` objects [#21]
- Other bug & typo fixes and minor improvements.

### 2.6.60 1.2 (2018-02-23)

- Full provide Telegram Bot API 3.6
- Fixed critical error: `Fatal Python error: PyImport_GetModuleDict: no module dictionary!`
- Implemented connection pool in RethinkDB driver
- Typo fixes of documentstion
- Other bug fixes and minor improvements.

### 2.6.61 1.1 (2018-01-27)

- Added more methods for data types (like `message.reply_sticker(...)` or `file.download(...)`
- Typo fixes of documentstion
- Allow to set default parse mode for messages (`Bot( ... , parse_mode='HTML')`)
- Allowed to cancel event from the `Middleware.on_pre_process_<event type>`
- Fixed sending files with correct names.
- Fixed MediaGroup
- Added RethinkDB storage for FSM (`aiogram.contrib.fsm_storage.rethinkdb`)

### 2.6.62 1.0.4 (2018-01-10)

### 2.6.63 1.0.3 (2018-01-07)

- Added middlewares mechanism.
- Added example for middlewares and throttling manager.
- Added logging middleware (`aiogram.contrib.middlewares.logging.LoggingMiddleware`)
- Fixed handling errors in async tasks (marked as „async_task“)
- Small fixes and other minor improvements.

### 2.6.64 1.0.2 (2017-11-29)

### 2.6.65 1.0.1 (2017-11-21)

- Implemented `types.InputFile` for more easy sending local files
- **Danger!** Fixed typo in word pooling. Now whatever all methods with that word marked as deprecated and original methods is renamed to polling. Check it in you'r code before updating!
- Fixed helper for chat actions (`types.ChatActions`)
- Added example for media group.

### 2.6.66 1.0 (2017-11-19)

- Remaked data types serialozation/deserialization mechanism (Speed up).
- Fully rewrited all Telegram data types.
- Bot object was fully rewritted (regenerated).
- Full provide Telegram Bot API 3.4+ (with sendMediaGroup)
- Warning: Now `BaseStorage.close()` is awaitable! (FSM)
- Fixed compability with uvloop.
- More employments for `aiogram.utils.context`.
- Allowed to disable `ujson`.

- Other bug fixes and minor improvements.
- Migrated from Bitbucket to Github.

### 2.6.67 0.4.1 (2017-08-03)

### 2.6.68 0.4 (2017-08-05)

### 2.6.69 0.3.4 (2017-08-04)

### 2.6.70 0.3.3 (2017-07-05)

### 2.6.71 0.3.2 (2017-07-04)

### 2.6.72 0.3.1 (2017-07-04)

### 2.6.73 0.2b1 (2017-06-00)

### 2.6.74 0.1 (2017-06-03)

## 2.7 Contributing

You're welcome to contribute to aiogram!

*aiogram* is an open-source project, and anyone can contribute to it in any possible way

### 2.7.1 Developing

Before making any changes in the framework code, it is necessary to fork the project and clone the project to your PC and know how to do a pull-request.

How to work with pull-request you can read in the GitHub docs

Also in due to this project is written in Python, you will need Python to be installed (is recommended to use latest Python versions, but any version starting from 3.8 can be used)

#### Use virtualenv

You can create a virtual environment in a directory using `venv` module (it should be pre-installed by default):

This action will create a `.venv` directory with the Python binaries and then you will be able to install packages into that isolated environment.

#### Activate the environment

Linux / macOS:

```
source .venv/bin/activate
```

Windows cmd

```
.\.venv\Scripts\activate
```

Windows PowerShell

```
.\.venv\Scripts\activate.ps1
```

To check it worked, use described command, it should show the `pip` version and location inside the isolated environment

```
pip -V
```

Also make sure you have the latest pip version in your virtual environment to avoid errors on next steps:

```
python -m pip install --upgrade pip
```

#### Setup project

After activating the environment install *aiogram* from sources and their dependencies.

Linux / macOS:

```
pip install -e ."[dev,test,docs,fast,redis,proxy,i18n]"
```

Windows:

```
pip install -e .[dev,test,docs,fast,redis,proxy,i18n]
```

It will install `aiogram` in editable mode into your virtual environment and all dependencies.

#### Making changes in code

At this point you can make any changes in the code that you want, it can be any fixes, implementing new features or experimenting.

#### Format the code (code-style)

Note that this project is Black-formatted, so you should follow that code-style, too be sure You're correctly doing this let's reformat the code automatically:

```
black aiogram tests examples
isort aiogram tests examples
```

### Run tests

All changes should be tested:

```
pytest tests
```

Also if you are doing something with Redis-storage, you will need to test everything works with Redis:

```
pytest --redis redis://<host>:<port>/<db> tests
```

### Docs

We are using *Sphinx* to render docs in different languages, all sources located in *docs* directory, you can change the sources and to test it you can start live-preview server and look what you are doing:

```
sphinx-autobuild --watch aiogram/ docs/ docs/_build/
```

### Docs translations

Translation of the documentation is very necessary and cannot be done without the help of the community from all over the world, so you are welcome to translate the documentation into different languages.

Before start, let's up to date all texts:

```
cd docs
make gettext
sphinx-intl update -p _build/gettext -l <language_code>
```

Change the `<language_code>` in example below to the target language code, after that you can modify texts inside `docs/locale/<language_code>/LC_MESSAGES` as `*.po` files by using any text-editor or specialized utilites for GNU Gettext, for example via poedit.

To view results:

```
sphinx-autobuild --watch aiogram/ docs/ docs/_build/ -D language=<language_code>
```

### Describe changes

Describe your changes in one or more sentences so that bot developers know what's changed in their favorite framework - create *<code>.<category>.rst* file and write the description.

`<code>` is Issue or Pull-request number, after release link to this issue will be published to the *Changelog* page.

`<category>` is a changes category marker, it can be one of:

- `feature` - when you are implementing new feature
- `bugfix` - when you fix a bug
- `doc` - when you improve the docs
- `removal` - when you remove something from the framework
- `misc` - when changed something inside the Core or project configuration

If you have troubles with changing category feel free to ask Core-contributors to help with choosing it.

#### Complete

After you have made all your changes, publish them to the repository and create a pull request as mentioned at the beginning of the article and wait for a review of these changes.

### 2.7.2 Star on GitHub

You can «star» repository on GitHub - https://github.com/aiogram/aiogram (click the star button at the top right)

Adding stars makes it easier for other people to find this project and understand how useful it is.

### 2.7.3 Guides

You can write guides how to develop Bots on top of aiogram and publish it into YouTube, Medium, GitHub Books, any Courses platform or any other platform that you know.

This will help more people learn about the framework and learn how to use it

### 2.7.4 Take answers

The developers is always asks for any question in our chats or any other platforms like GitHub Discussions, StackOverflow and others, feel free to answer to this questions.

### 2.7.5 Funding

The development of the project is free and not financed by commercial organizations, it is my personal initiative (@JRootJunior) and I am engaged in the development of the project in my free time.

So, if you want to financially support the project, or, for example, give me a pizza or a beer, you can do it on OpenCollective.

# Python Module Index

## a


aiogram.dispatcher.flags, 527
aiogram.enums.bot_command_scope_type, 441
aiogram.enums.chat_action, 442
aiogram.enums.chat_boost_source_type, 443
aiogram.enums.chat_member_status, 443
aiogram.enums.chat_type, 443
aiogram.enums.content_type, 444
aiogram.enums.currency, 446
aiogram.enums.dice_emoji, 449
aiogram.enums.encrypted_passport_element, 449
aiogram.enums.inline_query_result_type, 450
aiogram.enums.input_media_type, 450
aiogram.enums.keyboard_button_poll_type_type, 451
aiogram.enums.mask_position_point, 451
aiogram.enums.menu_button_type, 451
aiogram.enums.message_entity_type, 452
aiogram.enums.message_origin_type, 452
aiogram.enums.parse_mode, 453
aiogram.enums.passport_element_error_type, 453
aiogram.enums.poll_type, 454
aiogram.enums.reaction_type_type, 454
aiogram.enums.sticker_format, 454
aiogram.enums.sticker_type, 454
aiogram.enums.topic_icon_color, 455
aiogram.enums.update_type, 455
aiogram.exceptions, 525
aiogram.handlers.callback_query, 529
aiogram.methods.add_sticker_to_set, 280
aiogram.methods.answer_callback_query, 296
aiogram.methods.answer_inline_query, 419
aiogram.methods.answer_pre_checkout_query, 427
aiogram.methods.answer_shipping_query, 428
aiogram.methods.answer_web_app_query, 421
aiogram.methods.approve_chat_join_request, 298
aiogram.methods.ban_chat_member, 299
aiogram.methods.ban_chat_sender_chat, 300
aiogram.methods.close, 301
aiogram.methods.close_forum_topic, 302
aiogram.methods.close_general_forum_topic, 303
aiogram.methods.copy_message, 304
aiogram.methods.copy_messages, 306
aiogram.methods.create_chat_invite_link, 308
aiogram.methods.create_forum_topic, 309
aiogram.methods.create_invoice_link, 429
aiogram.methods.create_new_sticker_set, 281
aiogram.methods.decline_chat_join_request, 310
aiogram.methods.delete_chat_photo, 311
aiogram.methods.delete_chat_sticker_set, 312
aiogram.methods.delete_forum_topic, 313
aiogram.methods.delete_message, 405
aiogram.methods.delete_messages, 407
aiogram.methods.delete_my_commands, 314
aiogram.methods.delete_sticker_from_set, 283
aiogram.methods.delete_sticker_set, 284
aiogram.methods.delete_webhook, 435
aiogram.methods.edit_chat_invite_link, 316
aiogram.methods.edit_forum_topic, 317
aiogram.methods.edit_general_forum_topic, 318
aiogram.methods.edit_message_caption, 408
aiogram.methods.edit_message_live_location, 409
aiogram.methods.edit_message_media, 411
aiogram.methods.edit_message_reply_markup, 413
aiogram.methods.edit_message_text, 414
aiogram.methods.export_chat_invite_link, 319
aiogram.methods.forward_message, 320
aiogram.methods.forward_messages, 322
aiogram.methods.get_chat, 323
aiogram.methods.get_chat_administrators, 324

aiogram.methods.get_chat_member, 325
aiogram.methods.get_chat_member_count, 326
aiogram.methods.get_chat_menu_button, 327
aiogram.methods.get_custom_emoji_stickers, 284
aiogram.methods.get_file, 328
aiogram.methods.get_forum_topic_icon_stickers, 329
aiogram.methods.get_game_high_scores, 423
aiogram.methods.get_me, 329
aiogram.methods.get_my_commands, 330
aiogram.methods.get_my_default_administrator_rights, 331
aiogram.methods.get_my_description, 332
aiogram.methods.get_my_name, 333
aiogram.methods.get_my_short_description, 334
aiogram.methods.get_sticker_set, 285
aiogram.methods.get_updates, 436
aiogram.methods.get_user_chat_boosts, 335
aiogram.methods.get_user_profile_photos, 335
aiogram.methods.get_webhook_info, 437
aiogram.methods.hide_general_forum_topic, 336
aiogram.methods.leave_chat, 337
aiogram.methods.log_out, 338
aiogram.methods.pin_chat_message, 339
aiogram.methods.promote_chat_member, 340
aiogram.methods.reopen_forum_topic, 343
aiogram.methods.reopen_general_forum_topic, 344
aiogram.methods.restrict_chat_member, 345
aiogram.methods.revoke_chat_invite_link, 346
aiogram.methods.send_animation, 347
aiogram.methods.send_audio, 350
aiogram.methods.send_chat_action, 353
aiogram.methods.send_contact, 355
aiogram.methods.send_dice, 357
aiogram.methods.send_document, 359
aiogram.methods.send_game, 424
aiogram.methods.send_invoice, 432
aiogram.methods.send_location, 361
aiogram.methods.send_media_group, 364
aiogram.methods.send_message, 366
aiogram.methods.send_photo, 368
aiogram.methods.send_poll, 370
aiogram.methods.send_sticker, 286
aiogram.methods.send_venue, 373
aiogram.methods.send_video, 376
aiogram.methods.send_video_note, 379
aiogram.methods.send_voice, 381
aiogram.methods.set_chat_administrator_custom_title, 383
aiogram.methods.set_chat_description, 385
aiogram.methods.set_chat_menu_button, 386
aiogram.methods.set_chat_permissions, 387
aiogram.methods.set_chat_photo, 388
aiogram.methods.set_chat_sticker_set, 389
aiogram.methods.set_chat_title, 390
aiogram.methods.set_custom_emoji_sticker_set_thumbnail, 288
aiogram.methods.set_game_score, 426
aiogram.methods.set_message_reaction, 391
aiogram.methods.set_my_commands, 393
aiogram.methods.set_my_default_administrator_rights, 394
aiogram.methods.set_my_description, 395
aiogram.methods.set_my_name, 396
aiogram.methods.set_my_short_description, 397
aiogram.methods.set_passport_data_errors, 440
aiogram.methods.set_sticker_emoji_list, 289
aiogram.methods.set_sticker_keywords, 290
aiogram.methods.set_sticker_mask_position, 291
aiogram.methods.set_sticker_position_in_set, 292
aiogram.methods.set_sticker_set_thumbnail, 293
aiogram.methods.set_sticker_set_title, 294
aiogram.methods.set_webhook, 438
aiogram.methods.stop_message_live_location, 416
aiogram.methods.stop_poll, 418
aiogram.methods.unban_chat_member, 398
aiogram.methods.unban_chat_sender_chat, 399
aiogram.methods.unhide_general_forum_topic, 400
aiogram.methods.unpin_all_chat_messages, 401
aiogram.methods.unpin_all_forum_topic_messages, 402
aiogram.methods.unpin_all_general_forum_topic_messages, 403
aiogram.methods.unpin_chat_message, 404
aiogram.methods.upload_sticker_file, 295
aiogram.types.animation, 18
aiogram.types.audio, 19
aiogram.types.bot_command, 20
aiogram.types.bot_command_scope, 20
aiogram.types.bot_command_scope_all_chat_administrators, 20
aiogram.types.bot_command_scope_all_group_chats, 21
aiogram.types.bot_command_scope_all_private_chats, 21
aiogram.types.bot_command_scope_chat, 22

aiogram.types.bot_command_scope_chat_administrators, 22
aiogram.types.bot_command_scope_chat_member, 23
aiogram.types.bot_command_scope_default, 23
aiogram.types.bot_description, 24
aiogram.types.bot_name, 24
aiogram.types.bot_short_description, 24
aiogram.types.callback_game, 279
aiogram.types.callback_query, 24
aiogram.types.chat, 26
aiogram.types.chat_administrator_rights, 40
aiogram.types.chat_boost, 42
aiogram.types.chat_boost_added, 43
aiogram.types.chat_boost_removed, 43
aiogram.types.chat_boost_source, 43
aiogram.types.chat_boost_source_gift_code, 44
aiogram.types.chat_boost_source_giveaway, 44
aiogram.types.chat_boost_source_premium, 45
aiogram.types.chat_boost_updated, 45
aiogram.types.chat_invite_link, 45
aiogram.types.chat_join_request, 46
aiogram.types.chat_location, 84
aiogram.types.chat_member, 84
aiogram.types.chat_member_administrator, 84
aiogram.types.chat_member_banned, 87
aiogram.types.chat_member_left, 87
aiogram.types.chat_member_member, 87
aiogram.types.chat_member_owner, 88
aiogram.types.chat_member_restricted, 89
aiogram.types.chat_member_updated, 90
aiogram.types.chat_permissions, 109
aiogram.types.chat_photo, 110
aiogram.types.chat_shared, 111
aiogram.types.chosen_inline_result, 210
aiogram.types.contact, 111
aiogram.types.dice, 112
aiogram.types.document, 112
aiogram.types.encrypted_credentials, 261
aiogram.types.encrypted_passport_element, 261
aiogram.types.error_event, 524
aiogram.types.external_reply_info, 113
aiogram.types.file, 115
aiogram.types.force_reply, 115
aiogram.types.forum_topic, 116
aiogram.types.forum_topic_closed, 116
aiogram.types.forum_topic_created, 117
aiogram.types.forum_topic_edited, 117
aiogram.types.forum_topic_reopened, 117
aiogram.types.game, 279
aiogram.types.game_high_score, 280
aiogram.types.general_forum_topic_hidden, 118
aiogram.types.general_forum_topic_unhidden, 118
aiogram.types.giveaway, 118
aiogram.types.giveaway_completed, 119
aiogram.types.giveaway_created, 119
aiogram.types.giveaway_winners, 120
aiogram.types.inaccessible_message, 121
aiogram.types.inline_keyboard_button, 121
aiogram.types.inline_keyboard_markup, 122
aiogram.types.inline_query, 210
aiogram.types.inline_query_result, 212
aiogram.types.inline_query_result_article, 213
aiogram.types.inline_query_result_audio, 214
aiogram.types.inline_query_result_cached_audio, 215
aiogram.types.inline_query_result_cached_document, 217
aiogram.types.inline_query_result_cached_gif, 219
aiogram.types.inline_query_result_cached_mpeg4_gif, 221
aiogram.types.inline_query_result_cached_photo, 223
aiogram.types.inline_query_result_cached_sticker, 225
aiogram.types.inline_query_result_cached_video, 227
aiogram.types.inline_query_result_cached_voice, 230
aiogram.types.inline_query_result_contact, 232
aiogram.types.inline_query_result_document, 233
aiogram.types.inline_query_result_game, 236
aiogram.types.inline_query_result_gif, 236
aiogram.types.inline_query_result_location, 239
aiogram.types.inline_query_result_mpeg4_gif, 240
aiogram.types.inline_query_result_photo, 243
aiogram.types.inline_query_result_venue, 245
aiogram.types.inline_query_result_video, 246
aiogram.types.inline_query_result_voice, 248
aiogram.types.inline_query_results_button, 250
aiogram.types.input_contact_message_content, 251
aiogram.types.input_file, 123
aiogram.types.input_invoice_message_content, 251
aiogram.types.input_location_message_content,

254
aiogram.types.input_media, 123
aiogram.types.input_media_animation, 124
aiogram.types.input_media_audio, 125
aiogram.types.input_media_document, 126
aiogram.types.input_media_photo, 127
aiogram.types.input_media_video, 128
aiogram.types.input_message_content, 255
aiogram.types.input_sticker, 257
aiogram.types.input_text_message_content, 255
aiogram.types.input_venue_message_content, 256
aiogram.types.invoice, 271
aiogram.types.keyboard_button, 129
aiogram.types.keyboard_button_poll_type, 130
aiogram.types.keyboard_button_request_chat, 131
aiogram.types.keyboard_button_request_user, 132
aiogram.types.keyboard_button_request_users, 133
aiogram.types.labeled_price, 271
aiogram.types.link_preview_options, 134
aiogram.types.location, 135
aiogram.types.login_url, 135
aiogram.types.mask_position, 258
aiogram.types.maybe_inaccessible_message, 136
aiogram.types.menu_button, 136
aiogram.types.menu_button_commands, 137
aiogram.types.menu_button_default, 137
aiogram.types.menu_button_web_app, 137
aiogram.types.message, 138
aiogram.types.message_auto_delete_timer_changed, 188
aiogram.types.message_entity, 188
aiogram.types.message_id, 189
aiogram.types.message_origin, 190
aiogram.types.message_origin_channel, 190
aiogram.types.message_origin_chat, 191
aiogram.types.message_origin_hidden_user, 191
aiogram.types.message_origin_user, 192
aiogram.types.message_reaction_count_updated, 192
aiogram.types.message_reaction_updated, 193
aiogram.types.order_info, 272
aiogram.types.passport_data, 263
aiogram.types.passport_element_error, 263
aiogram.types.passport_element_error_data_field, 263
aiogram.types.passport_element_error_file, 264
aiogram.types.passport_element_error_files, 265
aiogram.types.passport_element_error_front_side, 266
aiogram.types.passport_element_error_reverse_side, 266
aiogram.types.passport_element_error_selfie, 267
aiogram.types.passport_element_error_translation_file, 268
aiogram.types.passport_element_error_translation_files, 269
aiogram.types.passport_element_error_unspecified, 270
aiogram.types.passport_file, 270
aiogram.types.photo_size, 193
aiogram.types.poll, 194
aiogram.types.poll_answer, 195
aiogram.types.poll_option, 195
aiogram.types.pre_checkout_query, 272
aiogram.types.proximity_alert_triggered, 196
aiogram.types.reaction_count, 196
aiogram.types.reaction_type, 196
aiogram.types.reaction_type_custom_emoji, 197
aiogram.types.reaction_type_emoji, 197
aiogram.types.reply_keyboard_markup, 197
aiogram.types.reply_keyboard_remove, 199
aiogram.types.reply_parameters, 199
aiogram.types.response_parameters, 200
aiogram.types.sent_web_app_message, 257
aiogram.types.shipping_address, 273
aiogram.types.shipping_option, 274
aiogram.types.shipping_query, 274
aiogram.types.sticker, 258
aiogram.types.sticker_set, 260
aiogram.types.story, 200
aiogram.types.successful_payment, 275
aiogram.types.switch_inline_query_chosen_chat, 201
aiogram.types.text_quote, 202
aiogram.types.update, 276
aiogram.types.user, 202
aiogram.types.user_chat_boosts, 204
aiogram.types.user_profile_photos, 204
aiogram.types.user_shared, 204
aiogram.types.users_shared, 205
aiogram.types.venue, 205
aiogram.types.video, 206
aiogram.types.video_chat_ended, 206
aiogram.types.video_chat_participants_invited, 207
aiogram.types.video_chat_scheduled, 207
aiogram.types.video_chat_started, 207

aiogram.types.video_note, 207
aiogram.types.voice, 208
aiogram.types.web_app_data, 209
aiogram.types.web_app_info, 209
aiogram.types.webhook_info, 278
aiogram.types.write_access_allowed, 209

# Індекс

## Symbols


__call__() (*aiogram.dispatcher.middlewares.base.BaseMiddleware метод*), 522
__call__() (*aiogram.filters.base.Filter метод*), 481
__init__() (*aiogram.dispatcher.dispatcher.Dispatcher метод*), 466
__init__() (*aiogram.dispatcher.router.Router метод*), 460
__init__() (*aiogram.filters.command.Command метод*), 471
__init__() (*aiogram.fsm.storage.memory.MemoryStorage метод*), 500
__init__() (*aiogram.fsm.storage.redis.RedisStorage метод*), 500
__init__() (*aiogram.types.input_file.BufferedInputFile метод*), 459
__init__() (*aiogram.types.input_file.FSInputFile метод*), 458
__init__() (*aiogram.utils.callback_answer.CallbackAnswer метод*), 551
__init__() (*aiogram.utils.callback_answer.CallbackAnswerMiddleware метод*), 551
__init__() (*aiogram.utils.chat_action.ChatActionSender метод*), 542
__init__() (*aiogram.utils.formatting.Text метод*), 555
__init__() (*aiogram.utils.i18n.middleware.ConstI18nMiddleware метод*), 539
__init__() (*aiogram.utils.i18n.middleware.FSMI18nMiddleware метод*), 539
__init__() (*aiogram.utils.i18n.middleware.I18nMiddleware метод*), 540
__init__() (*aiogram.utils.i18n.middleware.SimpleI18nMiddleware метод*), 539
__init__() (*aiogram.utils.keyboard.InlineKeyboardBuilder метод*), 534
__init__() (*aiogram.utils.keyboard.ReplyKeyboardBuilder метод*), 536
__init__() (*aiogram.webhook.aiohttp_server.BaseRequestHandler метод*), 485
__init__() (*aiogram.webhook.aiohttp_server.SimpleRequestHandler метод*), 485
__init__() (*aiogram.webhook.aiohttp_server.TokenBasedRequestHan метод*), 486
__init__() (*aiogram.webhook.security.IPFilter метод*), 487


## A


accent_color_id (*aiogram.types.chat.Chat атрибут*), 27
action (*aiogram.methods.send_chat_action.SendChatAction атрибут*), 353
actions (*aiogram.fsm.scene.SceneConfig атрибут*), 518
active_usernames (*aiogram.types.chat.Chat атрибут*), 27
actor_chat (*aiogram.types.message_reaction_updated.MessageReact атрибут*), 193
add() (*aiogram.fsm.scene.SceneRegistry метод*), 516
add() (*aiogram.utils.keyboard.InlineKeyboardBuilder метод*), 534
add() (*aiogram.utils.keyboard.ReplyKeyboardBuilder метод*), 536
add() (*aiogram.utils.media_group.MediaGroupBuilder метод*), 559
add_audio() (*aiogram.utils.media_group.MediaGroupBuilder метод*), 559
add_date (*aiogram.types.chat_boost.ChatBoost атрибут*), 42
add_document() (*aiogram.utils.media_group.MediaGroupBuilder метод*), 560
add_photo() (*aiogram.utils.media_group.MediaGroupBuilder метод*), 561
add_to_router() (*aiogram.fsm.scene.Scene class method*), 516
add_video() (*aiogram.utils.media_group.MediaGroupBuilder метод*), 561

added_to_attachment_menu (*aiogram.types.user.User атрибут*), 203
added_to_attachment_menu (*aiogram.utils.web_app.WebAppUser атрибут*), 547
additional_chat_count (*aiogram.types.giveaway_winners.GiveawayWinners атрибут*), 120
ADDRESS (*aiogram.enums.encrypted_passport_element.EncryptedPassportElement атрибут*), 449
address (*aiogram.methods.send_venue.SendVenue атрибут*), 374
address (*aiogram.types.chat_location.ChatLocation атрибут*), 84
address (*aiogram.types.inline_query_result_venue.InlineQueryResultVenue атрибут*), 246
address (*aiogram.types.input_venue_message_content.InputVenueMessageContent атрибут*), 256
address (*aiogram.types.venue.Venue атрибут*), 205
AddStickerToSet (*клас в aiogram.methods.add_sticker_to_set*), 280
adjust() (*aiogram.utils.keyboard.InlineKeyboardBuilder метод*), 534
adjust() (*aiogram.utils.keyboard.ReplyKeyboardBuilder метод*), 536
ADMINISTRATOR (*aiogram.enums.chat_member_status.ChatMemberStatus атрибут*), 443
AED (*aiogram.enums.currency.Currency атрибут*), 446
AFN (*aiogram.enums.currency.Currency атрибут*), 446
aiogram.dispatcher.flags
module, 527
aiogram.enums.bot_command_scope_type
module, 441
aiogram.enums.chat_action
module, 442
aiogram.enums.chat_boost_source_type
module, 443
aiogram.enums.chat_member_status
module, 443
aiogram.enums.chat_type
module, 443
aiogram.enums.content_type
module, 444
aiogram.enums.currency
module, 446
aiogram.enums.dice_emoji
module, 449
aiogram.enums.encrypted_passport_element
module, 449
aiogram.enums.inline_query_result_type
module, 450
aiogram.enums.input_media_type
module, 450
aiogram.enums.keyboard_button_poll_type_type
module, 451
aiogram.enums.mask_position_point
module, 451
aiogram.enums.menu_button_type
module, 451
aiogram.enums.message_entity_type
module, 452
aiogram.enums.message_origin_type
module, 452
aiogram.enums.parse_mode
module, 453
aiogram.enums.passport_element_error_type
module, 453
aiogram.enums.poll_type
module, 454
aiogram.enums.reaction_type_type
module, 454
aiogram.enums.sticker_format
module, 454
aiogram.enums.sticker_type
module, 454
aiogram.enums.topic_icon_color
module, 455
aiogram.enums.update_type
module, 455
aiogram.exceptions
module, 525
aiogram.handlers.callback_query
module, 529
aiogram.methods.add_sticker_to_set
module, 280
aiogram.methods.answer_callback_query
module, 296
aiogram.methods.answer_inline_query
module, 419
aiogram.methods.answer_pre_checkout_query
module, 427
aiogram.methods.answer_shipping_query
module, 428
aiogram.methods.answer_web_app_query
module, 421
aiogram.methods.approve_chat_join_request
module, 298
aiogram.methods.ban_chat_member
module, 299
aiogram.methods.ban_chat_sender_chat
module, 300
aiogram.methods.close
module, 301
aiogram.methods.close_forum_topic
module, 302

aiogram.methods.close_general_forum_topic
module, 303
aiogram.methods.copy_message
module, 304
aiogram.methods.copy_messages
module, 306
aiogram.methods.create_chat_invite_link
module, 308
aiogram.methods.create_forum_topic
module, 309
aiogram.methods.create_invoice_link
module, 429
aiogram.methods.create_new_sticker_set
module, 281
aiogram.methods.decline_chat_join_request
module, 310
aiogram.methods.delete_chat_photo
module, 311
aiogram.methods.delete_chat_sticker_set
module, 312
aiogram.methods.delete_forum_topic
module, 313
aiogram.methods.delete_message
module, 405
aiogram.methods.delete_messages
module, 407
aiogram.methods.delete_my_commands
module, 314
aiogram.methods.delete_sticker_from_set
module, 283
aiogram.methods.delete_sticker_set
module, 284
aiogram.methods.delete_webhook
module, 435
aiogram.methods.edit_chat_invite_link
module, 316
aiogram.methods.edit_forum_topic
module, 317
aiogram.methods.edit_general_forum_topic
module, 318
aiogram.methods.edit_message_caption
module, 408
aiogram.methods.edit_message_live_location
module, 409
aiogram.methods.edit_message_media
module, 411
aiogram.methods.edit_message_reply_markup
module, 413
aiogram.methods.edit_message_text
module, 414
aiogram.methods.export_chat_invite_link
module, 319
aiogram.methods.forward_message
module, 320
aiogram.methods.forward_messages
module, 322
aiogram.methods.get_chat
module, 323
aiogram.methods.get_chat_administrators
module, 324
aiogram.methods.get_chat_member
module, 325
aiogram.methods.get_chat_member_count
module, 326
aiogram.methods.get_chat_menu_button
module, 327
aiogram.methods.get_custom_emoji_stickers
module, 284
aiogram.methods.get_file
module, 328
aiogram.methods.get_forum_topic_icon_stickers
module, 329
aiogram.methods.get_game_high_scores
module, 423
aiogram.methods.get_me
module, 329
aiogram.methods.get_my_commands
module, 330
aiogram.methods.get_my_default_administrator_rights
module, 331
aiogram.methods.get_my_description
module, 332
aiogram.methods.get_my_name
module, 333
aiogram.methods.get_my_short_description
module, 334
aiogram.methods.get_sticker_set
module, 285
aiogram.methods.get_updates
module, 436
aiogram.methods.get_user_chat_boosts
module, 335
aiogram.methods.get_user_profile_photos
module, 335
aiogram.methods.get_webhook_info
module, 437
aiogram.methods.hide_general_forum_topic
module, 336
aiogram.methods.leave_chat
module, 337
aiogram.methods.log_out
module, 338
aiogram.methods.pin_chat_message
module, 339
aiogram.methods.promote_chat_member
module, 340
aiogram.methods.reopen_forum_topic
module, 343

aiogram.methods.reopen_general_forum_topic
module, 344
aiogram.methods.restrict_chat_member
module, 345
aiogram.methods.revoke_chat_invite_link
module, 346
aiogram.methods.send_animation
module, 347
aiogram.methods.send_audio
module, 350
aiogram.methods.send_chat_action
module, 353
aiogram.methods.send_contact
module, 355
aiogram.methods.send_dice
module, 357
aiogram.methods.send_document
module, 359
aiogram.methods.send_game
module, 424
aiogram.methods.send_invoice
module, 432
aiogram.methods.send_location
module, 361
aiogram.methods.send_media_group
module, 364
aiogram.methods.send_message
module, 366
aiogram.methods.send_photo
module, 368
aiogram.methods.send_poll
module, 370
aiogram.methods.send_sticker
module, 286
aiogram.methods.send_venue
module, 373
aiogram.methods.send_video
module, 376
aiogram.methods.send_video_note
module, 379
aiogram.methods.send_voice
module, 381
aiogram.methods.set_chat_administrator_custom_title
module, 383
aiogram.methods.set_chat_description
module, 385
aiogram.methods.set_chat_menu_button
module, 386
aiogram.methods.set_chat_permissions
module, 387
aiogram.methods.set_chat_photo
module, 388
aiogram.methods.set_chat_sticker_set
module, 389
aiogram.methods.set_chat_title
module, 390
aiogram.methods.set_custom_emoji_sticker_set_thumbnail
module, 288
aiogram.methods.set_game_score
module, 426
aiogram.methods.set_message_reaction
module, 391
aiogram.methods.set_my_commands
module, 393
aiogram.methods.set_my_default_administrator_rights
module, 394
aiogram.methods.set_my_description
module, 395
aiogram.methods.set_my_name
module, 396
aiogram.methods.set_my_short_description
module, 397
aiogram.methods.set_passport_data_errors
module, 440
aiogram.methods.set_sticker_emoji_list
module, 289
aiogram.methods.set_sticker_keywords
module, 290
aiogram.methods.set_sticker_mask_position
module, 291
aiogram.methods.set_sticker_position_in_set
module, 292
aiogram.methods.set_sticker_set_thumbnail
module, 293
aiogram.methods.set_sticker_set_title
module, 294
aiogram.methods.set_webhook
module, 438
aiogram.methods.stop_message_live_location
module, 416
aiogram.methods.stop_poll
module, 418
aiogram.methods.unban_chat_member
module, 398
aiogram.methods.unban_chat_sender_chat
module, 399
aiogram.methods.unhide_general_forum_topic
module, 400
aiogram.methods.unpin_all_chat_messages
module, 401
aiogram.methods.unpin_all_forum_topic_messages
module, 402
aiogram.methods.unpin_all_general_forum_topic_messages
module, 403
aiogram.methods.unpin_chat_message
module, 404
aiogram.methods.upload_sticker_file
module, 295

aiogram.types.animation
module, 18
aiogram.types.audio
module, 19
aiogram.types.bot_command
module, 20
aiogram.types.bot_command_scope
module, 20
aiogram.types.bot_command_scope_all_chat_administrators
module, 20
aiogram.types.bot_command_scope_all_group_chats
module, 21
aiogram.types.bot_command_scope_all_private_chats
module, 21
aiogram.types.bot_command_scope_chat
module, 22
aiogram.types.bot_command_scope_chat_administrators
module, 22
aiogram.types.bot_command_scope_chat_member
module, 23
aiogram.types.bot_command_scope_default
module, 23
aiogram.types.bot_description
module, 24
aiogram.types.bot_name
module, 24
aiogram.types.bot_short_description
module, 24
aiogram.types.callback_game
module, 279
aiogram.types.callback_query
module, 24
aiogram.types.chat
module, 26
aiogram.types.chat_administrator_rights
module, 40
aiogram.types.chat_boost
module, 42
aiogram.types.chat_boost_added
module, 43
aiogram.types.chat_boost_removed
module, 43
aiogram.types.chat_boost_source
module, 43
aiogram.types.chat_boost_source_gift_code
module, 44
aiogram.types.chat_boost_source_giveaway
module, 44
aiogram.types.chat_boost_source_premium
module, 45
aiogram.types.chat_boost_updated
module, 45
aiogram.types.chat_invite_link
module, 45
aiogram.types.chat_join_request
module, 46
aiogram.types.chat_location
module, 84
aiogram.types.chat_member
module, 84
aiogram.types.chat_member_administrator
module, 84
aiogram.types.chat_member_banned
module, 87
aiogram.types.chat_member_left
module, 87
aiogram.types.chat_member_member
module, 87
aiogram.types.chat_member_owner
module, 88
aiogram.types.chat_member_restricted
module, 89
aiogram.types.chat_member_updated
module, 90
aiogram.types.chat_permissions
module, 109
aiogram.types.chat_photo
module, 110
aiogram.types.chat_shared
module, 111
aiogram.types.chosen_inline_result
module, 210
aiogram.types.contact
module, 111
aiogram.types.dice
module, 112
aiogram.types.document
module, 112
aiogram.types.encrypted_credentials
module, 261
aiogram.types.encrypted_passport_element
module, 261
aiogram.types.error_event
module, 524
aiogram.types.external_reply_info
module, 113
aiogram.types.file
module, 115
aiogram.types.force_reply
module, 115
aiogram.types.forum_topic
module, 116
aiogram.types.forum_topic_closed
module, 116
aiogram.types.forum_topic_created
module, 117
aiogram.types.forum_topic_edited
module, 117

aiogram.types.forum_topic_reopened
module, 117
aiogram.types.game
module, 279
aiogram.types.game_high_score
module, 280
aiogram.types.general_forum_topic_hidden
module, 118
aiogram.types.general_forum_topic_unhidden
module, 118
aiogram.types.giveaway
module, 118
aiogram.types.giveaway_completed
module, 119
aiogram.types.giveaway_created
module, 119
aiogram.types.giveaway_winners
module, 120
aiogram.types.inaccessible_message
module, 121
aiogram.types.inline_keyboard_button
module, 121
aiogram.types.inline_keyboard_markup
module, 122
aiogram.types.inline_query
module, 210
aiogram.types.inline_query_result
module, 212
aiogram.types.inline_query_result_article
module, 213
aiogram.types.inline_query_result_audio
module, 214
aiogram.types.inline_query_result_cached_audio
module, 215
aiogram.types.inline_query_result_cached_document
module, 217
aiogram.types.inline_query_result_cached_gif
module, 219
aiogram.types.inline_query_result_cached_mpeg4_gif
module, 221
aiogram.types.inline_query_result_cached_photo
module, 223
aiogram.types.inline_query_result_cached_sticker
module, 225
aiogram.types.inline_query_result_cached_video
module, 227
aiogram.types.inline_query_result_cached_voice
module, 230
aiogram.types.inline_query_result_contact
module, 232
aiogram.types.inline_query_result_document
module, 233
aiogram.types.inline_query_result_game
module, 236
aiogram.types.inline_query_result_gif
module, 236
aiogram.types.inline_query_result_location
module, 239
aiogram.types.inline_query_result_mpeg4_gif
module, 240
aiogram.types.inline_query_result_photo
module, 243
aiogram.types.inline_query_result_venue
module, 245
aiogram.types.inline_query_result_video
module, 246
aiogram.types.inline_query_result_voice
module, 248
aiogram.types.inline_query_results_button
module, 250
aiogram.types.input_contact_message_content
module, 251
aiogram.types.input_file
module, 123
aiogram.types.input_invoice_message_content
module, 251
aiogram.types.input_location_message_content
module, 254
aiogram.types.input_media
module, 123
aiogram.types.input_media_animation
module, 124
aiogram.types.input_media_audio
module, 125
aiogram.types.input_media_document
module, 126
aiogram.types.input_media_photo
module, 127
aiogram.types.input_media_video
module, 128
aiogram.types.input_message_content
module, 255
aiogram.types.input_sticker
module, 257
aiogram.types.input_text_message_content
module, 255
aiogram.types.input_venue_message_content
module, 256
aiogram.types.invoice
module, 271
aiogram.types.keyboard_button
module, 129
aiogram.types.keyboard_button_poll_type
module, 130
aiogram.types.keyboard_button_request_chat
module, 131
aiogram.types.keyboard_button_request_user
module, 132

aiogram.types.keyboard_button_request_users
module, 133
aiogram.types.labeled_price
module, 271
aiogram.types.link_preview_options
module, 134
aiogram.types.location
module, 135
aiogram.types.login_url
module, 135
aiogram.types.mask_position
module, 258
aiogram.types.maybe_inaccessible_message
module, 136
aiogram.types.menu_button
module, 136
aiogram.types.menu_button_commands
module, 137
aiogram.types.menu_button_default
module, 137
aiogram.types.menu_button_web_app
module, 137
aiogram.types.message
module, 138
aiogram.types.message_auto_delete_timer_changed
module, 188
aiogram.types.message_entity
module, 188
aiogram.types.message_id
module, 189
aiogram.types.message_origin
module, 190
aiogram.types.message_origin_channel
module, 190
aiogram.types.message_origin_chat
module, 191
aiogram.types.message_origin_hidden_user
module, 191
aiogram.types.message_origin_user
module, 192
aiogram.types.message_reaction_count_updated
module, 192
aiogram.types.message_reaction_updated
module, 193
aiogram.types.order_info
module, 272
aiogram.types.passport_data
module, 263
aiogram.types.passport_element_error
module, 263
aiogram.types.passport_element_error_data_field
module, 263
aiogram.types.passport_element_error_file
module, 264
aiogram.types.passport_element_error_files
module, 265
aiogram.types.passport_element_error_front_side
module, 266
aiogram.types.passport_element_error_reverse_side
module, 266
aiogram.types.passport_element_error_selfie
module, 267
aiogram.types.passport_element_error_translation_file
module, 268
aiogram.types.passport_element_error_translation_files
module, 269
aiogram.types.passport_element_error_unspecified
module, 270
aiogram.types.passport_file
module, 270
aiogram.types.photo_size
module, 193
aiogram.types.poll
module, 194
aiogram.types.poll_answer
module, 195
aiogram.types.poll_option
module, 195
aiogram.types.pre_checkout_query
module, 272
aiogram.types.proximity_alert_triggered
module, 196
aiogram.types.reaction_count
module, 196
aiogram.types.reaction_type
module, 196
aiogram.types.reaction_type_custom_emoji
module, 197
aiogram.types.reaction_type_emoji
module, 197
aiogram.types.reply_keyboard_markup
module, 197
aiogram.types.reply_keyboard_remove
module, 199
aiogram.types.reply_parameters
module, 199
aiogram.types.response_parameters
module, 200
aiogram.types.sent_web_app_message
module, 257
aiogram.types.shipping_address
module, 273
aiogram.types.shipping_option
module, 274
aiogram.types.shipping_query
module, 274
aiogram.types.sticker
module, 258

aiogram.types.sticker_set
module, 260
aiogram.types.story
module, 200
aiogram.types.successful_payment
module, 275
aiogram.types.switch_inline_query_chosen_chat
module, 201
aiogram.types.text_quote
module, 202
aiogram.types.update
module, 276
aiogram.types.user
module, 202
aiogram.types.user_chat_boosts
module, 204
aiogram.types.user_profile_photos
module, 204
aiogram.types.user_shared
module, 204
aiogram.types.users_shared
module, 205
aiogram.types.venue
module, 205
aiogram.types.video
module, 206
aiogram.types.video_chat_ended
module, 206
aiogram.types.video_chat_participants_invited
module, 207
aiogram.types.video_chat_scheduled
module, 207
aiogram.types.video_chat_started
module, 207
aiogram.types.video_note
module, 207
aiogram.types.voice
module, 208
aiogram.types.web_app_data
module, 209
aiogram.types.web_app_info
module, 209
aiogram.types.webhook_info
module, 278
aiogram.types.write_access_allowed
module, 209
AiogramError, 525
AiohttpSession (*клас в aiogram.client.session.aiohttp*), 15
ALL (*aiogram.enums.currency.Currency атрибут*), 446
ALL_CHAT_ADMINISTRATORS (*aiogram.enums.bot_command_scope_type.BotCommandScopeType атрибут*), 442
ALL_GROUP_CHATS (*aiogram.enums.bot_command_scope_type.BotCommandScope атрибут*), 441
ALL_PRIVATE_CHATS (*aiogram.enums.bot_command_scope_type.BotCommandScope атрибут*), 441
allow_bot_chats (*aiogram.types.switch_inline_query_chosen_chat.SwitchInline атрибут*), 201
allow_channel_chats (*aiogram.types.switch_inline_query_chosen_chat.SwitchInline атрибут*), 201
allow_group_chats (*aiogram.types.switch_inline_query_chosen_chat.SwitchInline атрибут*), 201
allow_sending_without_reply (*aiogram.methods.copy_message.CopyMessage атрибут*), 305
allow_sending_without_reply (*aiogram.methods.send_animation.SendAnimation атрибут*), 349
allow_sending_without_reply (*aiogram.methods.send_audio.SendAudio атрибут*), 352
allow_sending_without_reply (*aiogram.methods.send_contact.SendContact атрибут*), 356
allow_sending_without_reply (*aiogram.methods.send_dice.SendDice атрибут*), 357
allow_sending_without_reply (*aiogram.methods.send_document.SendDocument атрибут*), 360
allow_sending_without_reply (*aiogram.methods.send_game.SendGame атрибут*), 424
allow_sending_without_reply (*aiogram.methods.send_invoice.SendInvoice атрибут*), 434
allow_sending_without_reply (*aiogram.methods.send_location.SendLocation атрибут*), 362
allow_sending_without_reply (*aiogram.methods.send_media_group.SendMediaGroup атрибут*), 364
allow_sending_without_reply (*aiogram.methods.send_message.SendMessage атрибут*), 367
allow_sending_without_reply (*aiogram.methods.send_photo.SendPhoto атрибут*), 369
allow_sending_without_reply (*aiogram.methods.send_poll.SendPoll атрибут*), 372

allow_sending_without_reply (*aiogram.methods.send_sticker.SendSticker атрибут*), 287
allow_sending_without_reply (*aiogram.methods.send_venue.SendVenue атрибут*), 375
allow_sending_without_reply (*aiogram.methods.send_video.SendVideo атрибут*), 378
allow_sending_without_reply (*aiogram.methods.send_video_note.SendVideoNote атрибут*), 380
allow_sending_without_reply (*aiogram.methods.send_voice.SendVoice атрибут*), 382
allow_sending_without_reply (*aiogram.types.reply_parameters.ReplyParameters атрибут*), 199
allow_user_chats (*aiogram.types.switch_inline_query_chosen_chat.SwitchInlineQueryChosenChat атрибут*), 201
allowed_updates (*aiogram.methods.get_updates.GetUpdates атрибут*), 437
allowed_updates (*aiogram.methods.set_webhook.SetWebhook атрибут*), 439
allowed_updates (*aiogram.types.webhook_info.WebhookInfo атрибут*), 279
allows_multiple_answers (*aiogram.methods.send_poll.SendPoll атрибут*), 371
allows_multiple_answers (*aiogram.types.poll.Poll атрибут*), 194
allows_write_to_pm (*aiogram.utils.web_app.WebAppUser атрибут*), 547
AMD (*aiogram.enums.currency.Currency атрибут*), 446
amount (*aiogram.types.labeled_price.LabeledPrice атрибут*), 271
ANIMATED (*aiogram.enums.sticker_format.StickerFormat атрибут*), 454
ANIMATION (*aiogram.enums.content_type.ContentType атрибут*), 444
ANIMATION (*aiogram.enums.input_media_type.InputMediaType атрибут*), 450
animation (*aiogram.methods.send_animation.SendAnimation атрибут*), 348
animation (*aiogram.types.external_reply_info.ExternalReplyInfo атрибут*), 114
animation (*aiogram.types.game.Game атрибут*), 279
animation (*aiogram.types.message.Message атрибут*), 141
Animation (*клас в aiogram.types.animation*), 18
answer() (*aiogram.types.callback_query.CallbackQuery метод*), 25
answer() (*aiogram.types.chat_join_request.ChatJoinRequest метод*), 47
answer() (*aiogram.types.chat_member_updated.ChatMemberUpdated метод*), 91
answer() (*aiogram.types.inline_query.InlineQuery метод*), 211
answer() (*aiogram.types.message.Message метод*), 163
answer() (*aiogram.types.pre_checkout_query.PreCheckoutQuery метод*), 273
answer() (*aiogram.types.shipping_query.ShippingQuery метод*), 274
answer_animation() (*aiogram.types.chat_join_request.ChatJoinRequest метод*), 49
answer_animation() (*aiogram.types.chat_member_updated.ChatMemberUpdated метод*), 92
answer_animation() (*aiogram.types.message.Message метод*), 146
answer_animation_pm() (*aiogram.types.chat_join_request.ChatJoinRequest метод*), 50
answer_audio() (*aiogram.types.chat_join_request.ChatJoinRequest метод*), 51
answer_audio() (*aiogram.types.chat_member_updated.ChatMemberUpdated метод*), 93
answer_audio() (*aiogram.types.message.Message метод*), 149
answer_audio_pm() (*aiogram.types.chat_join_request.ChatJoinRequest метод*), 53
answer_contact() (*aiogram.types.chat_join_request.ChatJoinRequest метод*), 54
answer_contact() (*aiogram.types.chat_member_updated.ChatMemberUpdated метод*), 94
answer_contact() (*aiogram.types.message.Message метод*), 151
answer_contact_pm() (*aiogram.types.chat_join_request.ChatJoinRequest метод*), 55
answer_dice() (*aiogram.types.chat_join_request.ChatJoinRequest метод*), 71
answer_dice() (*aiogram.types.chat_member_updated.ChatMemberU

*метод*), 103
answer_dice() (*aiogram.types.message.Message метод*), 170
answer_dice_pm() (*aiogram.types.chat_join_request.ChatJoinRequest метод*), 72
answer_document() (*aiogram.types.chat_join_request.ChatJoinRequest метод*), 56
answer_document() (*aiogram.types.chat_member_updated.ChatMemberUpdated метод*), 95
answer_document() (*aiogram.types.message.Message метод*), 153
answer_document_pm() (*aiogram.types.chat_join_request.ChatJoinRequest метод*), 57
answer_game() (*aiogram.types.chat_join_request.ChatJoinRequest метод*), 58
answer_game() (*aiogram.types.chat_member_updated.ChatMemberUpdated метод*), 96
answer_game() (*aiogram.types.message.Message метод*), 155
answer_game_pm() (*aiogram.types.chat_join_request.ChatJoinRequest метод*), 59
answer_invoice() (*aiogram.types.chat_join_request.ChatJoinRequest метод*), 59
answer_invoice() (*aiogram.types.chat_member_updated.ChatMemberUpdated метод*), 97
answer_invoice() (*aiogram.types.message.Message метод*), 157
answer_invoice_pm() (*aiogram.types.chat_join_request.ChatJoinRequest метод*), 61
answer_location() (*aiogram.types.chat_join_request.ChatJoinRequest метод*), 63
answer_location() (*aiogram.types.chat_member_updated.ChatMemberUpdated метод*), 99
answer_location() (*aiogram.types.message.Message метод*), 160
answer_location_pm() (*aiogram.types.chat_join_request.ChatJoinRequest метод*), 64
answer_media_group() (*aiogram.types.chat_join_request.ChatJoinRequest метод*), 65
answer_media_group() (*aiogram.types.chat_member_updated.ChatMemberUpdated метод*), 100
answer_media_group() (*aiogram.types.message.Message метод*), 162
answer_media_group_pm() (*aiogram.types.chat_join_request.ChatJoinRequest метод*), 66
answer_photo() (*aiogram.types.chat_join_request.ChatJoinRequest метод*), 67
answer_photo() (*aiogram.types.chat_member_updated.ChatMemberUpdated метод*), 100
answer_photo() (*aiogram.types.message.Message метод*), 165
answer_photo_pm() (*aiogram.types.chat_join_request.ChatJoinRequest метод*), 68
answer_pm() (*aiogram.types.chat_join_request.ChatJoinRequest метод*), 48
answer_poll() (*aiogram.types.chat_join_request.ChatJoinRequest метод*), 69
answer_poll() (*aiogram.types.chat_member_updated.ChatMemberU метод*), 101
answer_poll() (*aiogram.types.message.Message метод*), 168
answer_poll_pm() (*aiogram.types.chat_join_request.ChatJoinRequest метод*), 70
answer_sticker() (*aiogram.types.chat_join_request.ChatJoinRequest метод*), 73
answer_sticker() (*aiogram.types.chat_member_updated.ChatMemberUpdated метод*), 104
answer_sticker() (*aiogram.types.message.Message метод*), 171
answer_sticker_pm() (*aiogram.types.chat_join_request.ChatJoinRequest метод*), 74
answer_venue() (*aiogram.types.chat_join_request.ChatJoinRequest метод*), 75
answer_venue() (*aiogram.types.chat_member_updated.ChatMemberUpdated метод*), 104
answer_venue() (*aiogram.types.message.Message метод*), 173
answer_venue_pm() (*aiogram.types.chat_join_request.ChatJoinRequest метод*), 76
answer_video() (*aiogram.types.chat_join_request.ChatJoinRequest*

*метод*), 77
answer_video() (*aiogram.types.chat_member_updated.ChatMemberUpdated* *метод*), 105
answer_video() (*aiogram.types.message.Message* *метод*), 175
answer_video_note() (*aiogram.types.chat_join_request.ChatJoinRequest* *метод*), 79
answer_video_note() (*aiogram.types.chat_member_updated.ChatMemberUpdated* *метод*), 107
answer_video_note() (*aiogram.types.message.Message* *метод*), 177
answer_video_note_pm() (*aiogram.types.chat_join_request.ChatJoinRequest* *метод*), 80
answer_video_pm() (*aiogram.types.chat_join_request.ChatJoinRequest* *метод*), 78
answer_voice() (*aiogram.types.chat_join_request.ChatJoinRequest* *метод*), 81
answer_voice() (*aiogram.types.chat_member_updated.ChatMemberUpdated* *метод*), 108
answer_voice() (*aiogram.types.message.Message* *метод*), 179
answer_voice_pm() (*aiogram.types.chat_join_request.ChatJoinRequest* *метод*), 82
AnswerCallbackQuery (*клас в aiogram.methods.answer_callback_query*), 296
answered (*aiogram.utils.callback_answer.CallbackAnswer* *property*), 551
AnswerInlineQuery (*клас в aiogram.methods.answer_inline_query*), 419
AnswerPreCheckoutQuery (*клас в aiogram.methods.answer_pre_checkout_query*), 427
AnswerShippingQuery (*клас в aiogram.methods.answer_shipping_query*), 428
AnswerWebAppQuery (*клас в aiogram.methods.answer_web_app_query*), 421
ANY (*aiogram.enums.content_type.ContentType* *атрибут*), 444
api_url() (*aiogram.client.telegram.TelegramAPIServer* *метод*), 13
approve() (*aiogram.types.chat_join_request.ChatJoinRequest* *метод*), 47
ApproveChatJoinRequest (*клас в aiogram.methods.approve_chat_join_request*), 298
args (*aiogram.filters.command.CommandObject* *атрибут*), 471
ARS (*aiogram.enums.currency.Currency* *атрибут*), 446
ARTICLE (*aiogram.enums.inline_query_result_type.InlineQueryResul* *атрибут*), 450
as_handler() (*aiogram.fsm.scene.Scene class method*), 516
as_html() (*aiogram.utils.formatting.Text* *метод*), 556
as_key_value() (*в модулі aiogram.utils.formatting*), 554
as_kwargs() (*aiogram.utils.formatting.Text* *метод*), 555
as_line() (*в модулі aiogram.utils.formatting*), 552
as_list() (*в модулі aiogram.utils.formatting*), 553
as_markdown() (*aiogram.utils.formatting.Text* *метод*), 556
as_marked_list() (*в модулі aiogram.utils.formatting*), 553
as_marked_section() (*в модулі aiogram.utils.formatting*), 553
as_numbered_list() (*в модулі aiogram.utils.formatting*), 553
as_numbered_section() (*в модулі aiogram.utils.formatting*), 553
as_router() (*aiogram.fsm.scene.Scene class method*), 516
as_section() (*в модулі aiogram.utils.formatting*), 553
AUD (*aiogram.enums.currency.Currency* *атрибут*), 446
AUDIO (*aiogram.enums.content_type.ContentType* *атрибут*), 444
AUDIO (*aiogram.enums.inline_query_result_type.InlineQueryResultT* *атрибут*), 450
AUDIO (*aiogram.enums.input_media_type.InputMediaType* *атрибут*), 450
audio (*aiogram.methods.send_audio.SendAudio* *атрибут*), 351
audio (*aiogram.types.external_reply_info.ExternalReplyInfo* *атрибут*), 114
audio (*aiogram.types.message.Message* *атрибут*), 141
Audio (*клас в aiogram.types.audio*), 19
audio_duration (*aiogram.types.inline_query_result_audio.InlineQueryResultA* *атрибут*), 215
audio_file_id (*aiogram.types.inline_query_result_cached_audio.In* *атрибут*), 217

audio_url (*aiogram.types.inline_query_result_audio.InlineQueryResultAudio атрибут*), 215
auth_date (*aiogram.utils.web_app.WebAppInitData атрибут*), 547
author_signature (*aiogram.types.message.Message атрибут*), 141
author_signature (*aiogram.types.message_origin_channel.MessageOriginChannel атрибут*), 190
author_signature (*aiogram.types.message_origin_chat.MessageOriginChat атрибут*), 191
available_reactions (*aiogram.types.chat.Chat атрибут*), 27
AZN (*aiogram.enums.currency.Currency атрибут*), 446

## B

back() (*aiogram.fsm.scene.SceneWizard метод*), 518
background_custom_emoji_id (*aiogram.types.chat.Chat атрибут*), 27
BAM (*aiogram.enums.currency.Currency атрибут*), 446
ban() (*aiogram.types.chat.Chat метод*), 38
ban_sender_chat() (*aiogram.types.chat.Chat метод*), 29
BanChatMember (*клас в aiogram.methods.ban_chat_member*), 299
BanChatSenderChat (*клас в aiogram.methods.ban_chat_sender_chat*), 300
BANK_STATEMENT (*aiogram.enums.encrypted_passport_element.EncryptedPassportElement атрибут*), 449
base (*aiogram.client.telegram.TelegramAPIServer атрибут*), 13
BaseMiddleware (*клас в aiogram.dispatcher.middlewares.base*), 522
BaseRequestHandler (*клас в aiogram.webhook.aiohttp_server*), 485
BaseSession (*клас в aiogram.client.session.base*), 14
BaseStorage (*клас в aiogram.fsm.storage.base*), 501
BASKETBALL (*aiogram.enums.dice_emoji.DiceEmoji атрибут*), 449
BASKETBALL (*aiogram.types.dice.DiceEmoji атрибут*), 112
BDT (*aiogram.enums.currency.Currency атрибут*), 446
BGN (*aiogram.enums.currency.Currency атрибут*), 446
big_file_id (*aiogram.types.chat_photo.ChatPhoto атрибут*), 110
big_file_unique_id (*aiogram.types.chat_photo.ChatPhoto атрибут*), 110
bio (*aiogram.types.chat.Chat атрибут*), 27
bio (*aiogram.types.chat_join_request.ChatJoinRequest атрибут*), 47
BLOCKQUOTE (*aiogram.enums.message_entity_type.MessageEntityType атрибут*), 452
BLUE (*aiogram.enums.topic_icon_color.TopicIconColor атрибут*), 455
BND (*aiogram.enums.currency.Currency атрибут*), 446
BOB (*aiogram.enums.currency.Currency атрибут*), 446
BOLD (*aiogram.enums.message_entity_type.MessageEntityType атрибут*), 452
Bold (*клас в aiogram.utils.formatting*), 557
boost (*aiogram.types.chat_boost_updated.ChatBoostUpdated атрибут*), 45
BOOST_ADDED (*aiogram.enums.content_type.ContentType атрибут*), 445
boost_added (*aiogram.types.message.Message атрибут*), 143
boost_count (*aiogram.types.chat_boost_added.ChatBoostAdded атрибут*), 43
boost_id (*aiogram.types.chat_boost.ChatBoost атрибут*), 42
boost_id (*aiogram.types.chat_boost_removed.ChatBoostRemoved атрибут*), 43
boosts (*aiogram.types.user_chat_boosts.UserChatBoosts атрибут*), 204
bot_administrator_rights (*aiogram.types.keyboard_button_request_chat.KeyboardButton атрибут*), 132
BOT_COMMAND (*aiogram.enums.message_entity_type.MessageEntityType атрибут*), 452
bot_is_member (*aiogram.types.keyboard_button_request_chat.KeyboardButton атрибут*), 132
bot_username (*aiogram.types.login_url.LoginUrl атрибут*), 136
BotCommand (*клас в aiogram.types.bot_command*), 20
BotCommand (*клас в aiogram.utils.formatting*), 556
BotCommandScope (*клас в aiogram.types.bot_command_scope*), 20
BotCommandScopeAllChatAdministrators (*клас в aiogram.types.bot_command_scope_all_chat_administrators*), 20
BotCommandScopeAllGroupChats (*клас в aiogram.types.bot_command_scope_all_group_chats*), 21
BotCommandScopeAllPrivateChats (*клас в aiogram.types.bot_command_scope_all_private_chats*),

21
BotCommandScopeChat (*клас в aiogram.types.bot_command_scope_chat*), 22
BotCommandScopeChatAdministrators (*клас в aiogram.types.bot_command_scope_chat_administrators*), 22
BotCommandScopeChatMember (*клас в aiogram.types.bot_command_scope_chat_member*), 23
BotCommandScopeDefault (*клас в aiogram.types.bot_command_scope_default*), 23
BotCommandScopeType (*клас в aiogram.enums.bot_command_scope_type*), 441
BotDescription (*клас в aiogram.types.bot_description*), 24
BotName (*клас в aiogram.types.bot_name*), 24
BotShortDescription (*клас в aiogram.types.bot_short_description*), 24
BOWLING (*aiogram.enums.dice_emoji.DiceEmoji атрибут*), 449
BOWLING (*aiogram.types.dice.DiceEmoji атрибут*), 112
BRL (*aiogram.enums.currency.Currency атрибут*), 446
BufferedInputFile (*клас в aiogram.types.input_file*), 123, 459
build() (*aiogram.fsm.storage.redis.DefaultKeyBuilder метод*), 501
build() (*aiogram.fsm.storage.redis.KeyBuilder метод*), 501
build() (*aiogram.utils.media_group.MediaGroupBuilder метод*), 562
button (*aiogram.methods.answer_inline_query.AnswerInlineQuery атрибут*), 420
button_text (*aiogram.types.web_app_data.WebAppData атрибут*), 209
buttons (*aiogram.utils.keyboard.InlineKeyboardBuilder property*), 535
buttons (*aiogram.utils.keyboard.ReplyKeyboardBuilder property*), 536
BYN (*aiogram.enums.currency.Currency атрибут*), 446

## C

cache_time (*aiogram.methods.answer_callback_query.AnswerCallbackQuery атрибут*), 297
cache_time (*aiogram.methods.answer_inline_query.AnswerInlineQuery атрибут*), 420
cache_time (*aiogram.utils.callback_answer.CallbackAnswer property*), 552
CAD (*aiogram.enums.currency.Currency атрибут*), 446
callback_data (*aiogram.handlers.callback_query.CallbackQueryHandler property*), 529
callback_data (*aiogram.types.inline_keyboard_button.InlineKeyboardButton атрибут*), 121
callback_game (*aiogram.types.inline_keyboard_button.InlineKeyboardButton атрибут*), 122
CALLBACK_QUERY (*aiogram.enums.update_type.UpdateType атрибут*), 455
callback_query (*aiogram.types.update.Update атрибут*), 277
callback_query_id (*aiogram.methods.answer_callback_query.AnswerCallbackQuery атрибут*), 296
callback_query_without_state (*aiogram.fsm.scene.SceneConfig атрибут*), 518
CallbackAnswer (*клас в aiogram.utils.callback_answer*), 551
CallbackAnswerException, 525
CallbackAnswerMiddleware (*клас в aiogram.utils.callback_answer*), 551
CallbackData (*клас в aiogram.filters.callback_data*), 478
CallbackGame (*клас в aiogram.types.callback_game*), 279
CallbackQuery (*клас в aiogram.types.callback_query*), 24
CallbackQueryHandler (*клас в aiogram.handlers.callback_query*), 529
can_add_web_page_previews (*aiogram.types.chat_member_restricted.ChatMemberRestricted атрибут*), 90
can_add_web_page_previews (*aiogram.types.chat_permissions.ChatPermissions атрибут*), 110
can_be_edited (*aiogram.types.chat_member_administrator.ChatMemberAdministrator атрибут*), 85
can_change_info (*aiogram.methods.promote_chat_member.PromoteChatMember атрибут*), 342
can_change_info (*aiogram.types.chat_administrator_rights.ChatAdministratorRights атрибут*), 41
can_change_info (*aiogram.types.chat_member_administrator.ChatMemberAdministrator атрибут*), 86
can_change_info (*aiogram.types.chat_member_restricted.ChatMemberRestricted атрибут*), 90
can_change_info (*aiogram.types.chat_permissions.ChatPermissions*

*атрибут*), 110
can_delete_messages (*aiogram.methods.promote_chat_member.PromoteChatMember атрибут*), 341
can_delete_messages (*aiogram.types.chat_administrator_rights.ChatAdministratorRights атрибут*), 41
can_delete_messages (*aiogram.types.chat_member_administrator.ChatMemberAdministrator атрибут*), 86
can_delete_stories (*aiogram.methods.promote_chat_member.PromoteChatMember атрибут*), 342
can_delete_stories (*aiogram.types.chat_administrator_rights.ChatAdministratorRights атрибут*), 42
can_delete_stories (*aiogram.types.chat_member_administrator.ChatMemberAdministrator атрибут*), 86
can_edit_messages (*aiogram.methods.promote_chat_member.PromoteChatMember атрибут*), 342
can_edit_messages (*aiogram.types.chat_administrator_rights.ChatAdministratorRights атрибут*), 42
can_edit_messages (*aiogram.types.chat_member_administrator.ChatMemberAdministrator атрибут*), 86
can_edit_stories (*aiogram.methods.promote_chat_member.PromoteChatMember атрибут*), 342
can_edit_stories (*aiogram.types.chat_administrator_rights.ChatAdministratorRights атрибут*), 42
can_edit_stories (*aiogram.types.chat_member_administrator.ChatMemberAdministrator атрибут*), 86
can_invite_users (*aiogram.methods.promote_chat_member.PromoteChatMember атрибут*), 342
can_invite_users (*aiogram.types.chat_administrator_rights.ChatAdministratorRights атрибут*), 42
can_invite_users (*aiogram.types.chat_member_administrator.ChatMemberAdministrator атрибут*), 86
can_invite_users (*aiogram.types.chat_member_restricted.ChatMemberRestricted атрибут*), 90
can_invite_users (*aiogram.types.chat_permissions.ChatPermissions атрибут*), 110
can_join_groups (*aiogram.types.user.User атрибут*), 203
can_manage_chat (*aiogram.methods.promote_chat_member.PromoteChatMember атрибут*), 341
can_manage_chat (*aiogram.types.chat_administrator_rights.ChatAdministratorRights атрибут*), 41
can_manage_chat (*aiogram.types.chat_member_administrator.ChatMemberAdministrator атрибут*), 85
can_manage_topics (*aiogram.methods.promote_chat_member.PromoteChatMember атрибут*), 342
can_manage_topics (*aiogram.types.chat_administrator_rights.ChatAdministratorRights атрибут*), 42
can_manage_topics (*aiogram.types.chat_member_administrator.ChatMemberAdministrator атрибут*), 86
can_manage_topics (*aiogram.types.chat_member_restricted.ChatMemberRestricted атрибут*), 90
can_manage_topics (*aiogram.types.chat_permissions.ChatPermissions атрибут*), 110
can_manage_video_chats (*aiogram.methods.promote_chat_member.PromoteChatMember атрибут*), 341
can_manage_video_chats (*aiogram.types.chat_administrator_rights.ChatAdministratorRights атрибут*), 41
can_manage_video_chats (*aiogram.types.chat_member_administrator.ChatMemberAdministrator атрибут*), 86
can_pin_messages (*aiogram.methods.promote_chat_member.PromoteChatMember атрибут*), 342
can_pin_messages (*aiogram.types.chat_administrator_rights.ChatAdministratorRights атрибут*), 42
can_pin_messages (*aiogram.types.chat_member_administrator.ChatMemberAdministrator атрибут*), 86
can_pin_messages (*aiogram.types.chat_member_restricted.ChatMemberRestricted атрибут*), 90
can_pin_messages (*aiogram.types.chat_permissions.ChatPermissions атрибут*), 110
can_post_messages (*aiogram.methods.promote_chat_member.PromoteChatMember атрибут*), 342
can_post_messages (*aiogram.types.chat_administrator_rights.ChatAdministratorRights атрибут*), 42

can_post_messages (*aiogram.types.chat_member_administrator.ChatMemberAdministrator* *атрибут*), 86
can_post_stories (*aiogram.methods.promote_chat_member.PromoteChatMember* *атрибут*), 342
can_post_stories (*aiogram.types.chat_administrator_rights.ChatAdministratorRights* *атрибут*), 42
can_post_stories (*aiogram.types.chat_member_administrator.ChatMemberAdministrator* *атрибут*), 86
can_promote_members (*aiogram.methods.promote_chat_member.PromoteChatMember* *атрибут*), 341
can_promote_members (*aiogram.types.chat_administrator_rights.ChatAdministratorRights* *атрибут*), 41
can_promote_members (*aiogram.types.chat_member_administrator.ChatMemberAdministrator* *атрибут*), 86
can_read_all_group_messages (*aiogram.types.user.User* *атрибут*), 203
can_restrict_members (*aiogram.methods.promote_chat_member.PromoteChatMember* *атрибут*), 341
can_restrict_members (*aiogram.types.chat_administrator_rights.ChatAdministratorRights* *атрибут*), 41
can_restrict_members (*aiogram.types.chat_member_administrator.ChatMemberAdministrator* *атрибут*), 86
can_send_after (*aiogram.utils.web_app.WebAppInitData* *атрибут*), 547
can_send_audios (*aiogram.types.chat_member_restricted.ChatMemberRestricted* *атрибут*), 89
can_send_audios (*aiogram.types.chat_permissions.ChatPermissions* *атрибут*), 109
can_send_documents (*aiogram.types.chat_member_restricted.ChatMemberRestricted* *атрибут*), 89
can_send_documents (*aiogram.types.chat_permissions.ChatPermissions* *атрибут*), 109
can_send_messages (*aiogram.types.chat_member_restricted.ChatMemberRestricted* *атрибут*), 89
can_send_messages (*aiogram.types.chat_permissions.ChatPermissions* *атрибут*), 109
can_send_other_messages (*aiogram.types.chat_member_restricted.ChatMemberRestricted* *атрибут*), 90
can_send_other_messages (*aiogram.types.chat_permissions.ChatPermissions* *атрибут*), 110
can_send_photos (*aiogram.types.chat_member_restricted.ChatMemberRestricted* *атрибут*), 89
can_send_photos (*aiogram.types.chat_permissions.ChatPermissions* *атрибут*), 109
can_send_polls (*aiogram.types.chat_member_restricted.ChatMemberRestricted* *атрибут*), 90
can_send_polls (*aiogram.types.chat_permissions.ChatPermissions* *атрибут*), 110
can_send_video_notes (*aiogram.types.chat_member_restricted.ChatMemberRestricted* *атрибут*), 89
can_send_video_notes (*aiogram.types.chat_permissions.ChatPermissions* *атрибут*), 109
can_send_videos (*aiogram.types.chat_member_restricted.ChatMemberRestricted* *атрибут*), 89
can_send_videos (*aiogram.types.chat_permissions.ChatPermissions* *атрибут*), 109
can_send_voice_notes (*aiogram.types.chat_member_restricted.ChatMemberRestricted* *атрибут*), 90
can_send_voice_notes (*aiogram.types.chat_permissions.ChatPermissions* *атрибут*), 110
can_set_sticker_set (*aiogram.types.chat.Chat* *атрибут*), 29
caption (*aiogram.methods.copy_message.CopyMessage* *атрибут*), 305
caption (*aiogram.methods.edit_message_caption.EditMessageCaptio* *атрибут*), 408
caption (*aiogram.methods.send_animation.SendAnimation* *атрибут*), 349
caption (*aiogram.methods.send_audio.SendAudio* *атрибут*), 351
caption (*aiogram.methods.send_document.SendDocument* *атрибут*), 360
caption (*aiogram.methods.send_photo.SendPhoto* *атрибут*), 369
caption (*aiogram.methods.send_video.SendVideo* *атрибут*), 377
caption (*aiogram.methods.send_voice.SendVoice* *атрибут*), 382
caption (*aiogram.types.inline_query_result_audio.InlineQueryResul*

*ампубут*), 215
caption (*aiogram.types.inline_query_result_cached_audio.InlineQueryResultCachedAudio ампубут*), 217
caption (*aiogram.types.inline_query_result_cached_document.InlineQueryResultCachedDocument ампубут*), 219
caption (*aiogram.types.inline_query_result_cached_gif.InlineQueryResultCachedGif ампубут*), 221
caption (*aiogram.types.inline_query_result_cached_mpeg4_gif.InlineQueryResultCachedMpeg4Gif ампубут*), 223
caption (*aiogram.types.inline_query_result_cached_photo.InlineQueryResultCachedPhoto ампубут*), 225
caption (*aiogram.types.inline_query_result_cached_video.InlineQueryResultCachedVideo ампубут*), 229
caption (*aiogram.types.inline_query_result_cached_voice.InlineQueryResultCachedVoice ампубут*), 231
caption (*aiogram.types.inline_query_result_document.InlineQueryResultDocument ампубут*), 235
caption (*aiogram.types.inline_query_result_gif.InlineQueryResultGif ампубут*), 238
caption (*aiogram.types.inline_query_result_mpeg4_gif.InlineQueryResultMpeg4Gif ампубут*), 242
caption (*aiogram.types.inline_query_result_photo.InlineQueryResultPhoto ампубут*), 244
caption (*aiogram.types.inline_query_result_video.InlineQueryResultVideo ампубут*), 248
caption (*aiogram.types.inline_query_result_voice.InlineQueryResultVoice ампубут*), 249
caption (*aiogram.types.input_media_animation.InputMediaAnimation ампубут*), 124
caption (*aiogram.types.input_media_audio.InputMediaAudio ампубут*), 125
caption (*aiogram.types.input_media_document.InputMediaDocument ампубут*), 127
caption (*aiogram.types.input_media_photo.InputMediaPhoto ампубут*), 127
caption (*aiogram.types.input_media_video.InputMediaVideo ампубут*), 128
caption (*aiogram.types.message.Message ампубут*), 141
caption_entities (*aiogram.methods.copy_message.CopyMessage ампубут*), 305
caption_entities (*aiogram.methods.edit_message_caption.EditMessageCaption ампубут*), 408
caption_entities (*aiogram.methods.send_animation.SendAnimation ампубут*), 349
caption_entities (*aiogram.methods.send_audio.SendAudio ампубут*), 351
caption_entities (*aiogram.methods.send_document.SendDocument ампубут*), 360
caption_entities (*aiogram.methods.send_photo.SendPhoto ампубут*), 369
caption_entities (*aiogram.methods.send_video.SendVideo ампубут*), 377
caption_entities (*aiogram.methods.send_voice.SendVoice ампубут*), 382
caption_entities (*aiogram.types.inline_query_result_audio.InlineQueryResultAudio ампубут*), 215
caption_entities (*aiogram.types.inline_query_result_cached_audio.InlineQueryResultCachedAudio ампубут*), 217
caption_entities (*aiogram.types.inline_query_result_cached_document.InlineQueryResultCachedDocument ампубут*), 219
caption_entities (*aiogram.types.inline_query_result_cached_gif.InlineQueryResultCachedGif ампубут*), 221
caption_entities (*aiogram.types.inline_query_result_cached_mpeg4_gif.InlineQueryResultCachedMpeg4Gif ампубут*), 223
caption_entities (*aiogram.types.inline_query_result_cached_photo.InlineQueryResultCachedPhoto ампубут*), 225
caption_entities (*aiogram.types.inline_query_result_cached_video.InlineQueryResultCachedVideo ампубут*), 229
caption_entities (*aiogram.types.inline_query_result_cached_voice.InlineQueryResultCachedVoice ампубут*), 231
caption_entities (*aiogram.types.inline_query_result_document.InlineQueryResultDocument ампубут*), 235
caption_entities (*aiogram.types.inline_query_result_gif.InlineQueryResultGif ампубут*), 238
caption_entities (*aiogram.types.inline_query_result_mpeg4_gif.InlineQueryResultMpeg4Gif ампубут*), 242
caption_entities (*aiogram.types.inline_query_result_photo.InlineQueryResultPhoto ампубут*), 244
caption_entities (*aiogram.types.inline_query_result_video.InlineQueryResultVideo ампубут*), 248
caption_entities (*aiogram.types.inline_query_result_voice.InlineQueryResultVoice ампубут*), 250
caption_entities (*aiogram.types.input_media_animation.InputMediaAnimation ампубут*), 124

caption_entities (*aiogram.types.input_media_audio.InputMediaAudio атрибут*), 126
caption_entities (*aiogram.types.input_media_document.InputMediaDocument атрибут*), 127
caption_entities (*aiogram.types.input_media_photo.InputMediaPhoto атрибут*), 128
caption_entities (*aiogram.types.input_media_video.InputMediaVideo атрибут*), 129
caption_entities (*aiogram.types.message.Message атрибут*), 141
CASHTAG (*aiogram.enums.message_entity_type.MessageEntityType атрибут*), 452
CashTag (*клас в aiogram.utils.formatting*), 556
certificate (*aiogram.methods.set_webhook.SetWebhook атрибут*), 438
CHANNEL (*aiogram.enums.chat_type.ChatType атрибут*), 443
CHANNEL (*aiogram.enums.message_origin_type.MessageOriginType атрибут*), 453
CHANNEL_CHAT_CREATED (*aiogram.enums.content_type.ContentType атрибут*), 444
channel_chat_created (*aiogram.types.message.Message атрибут*), 142
CHANNEL_POST (*aiogram.enums.update_type.UpdateType атрибут*), 455
channel_post (*aiogram.types.update.Update атрибут*), 276
CHAT (*aiogram.enums.bot_command_scope_type.BotCommandScopeType атрибут*), 442
CHAT (*aiogram.enums.message_origin_type.MessageOriginType атрибут*), 453
chat (*aiogram.types.chat_boost_removed.ChatBoostRemoved атрибут*), 43
chat (*aiogram.types.chat_boost_updated.ChatBoostUpdated атрибут*), 45
chat (*aiogram.types.chat_join_request.ChatJoinRequest атрибут*), 46
chat (*aiogram.types.chat_member_updated.ChatMemberUpdated атрибут*), 90
chat (*aiogram.types.external_reply_info.ExternalReplyInfo атрибут*), 113
chat (*aiogram.types.giveaway_winners.GiveawayWinners атрибут*), 120
chat (*aiogram.types.inaccessible_message.InaccessibleMessage атрибут*), 121
chat (*aiogram.types.message.Message атрибут*), 140
chat (*aiogram.types.message_origin_channel.MessageOriginChannel атрибут*), 190
chat (*aiogram.types.message_reaction_count_updated.MessageReactionCountUpdated атрибут*), 192
chat (*aiogram.types.message_reaction_updated.MessageReactionUpdated атрибут*), 193
chat (*aiogram.types.story.Story атрибут*), 200
chat (*aiogram.utils.web_app.WebAppInitData атрибут*), 546
Chat (*клас в aiogram.types.chat*), 26
CHAT_ADMINISTRATORS (*aiogram.enums.bot_command_scope_type.BotCommandScopeType атрибут*), 442
CHAT_BOOST (*aiogram.enums.update_type.UpdateType атрибут*), 456
chat_boost (*aiogram.types.update.Update атрибут*), 277
chat_has_username (*aiogram.types.keyboard_button_request_chat.KeyboardButtonRequestChat атрибут*), 131
chat_id (*aiogram.methods.approve_chat_join_request.ApproveChatJoinRequest атрибут*), 298
chat_id (*aiogram.methods.ban_chat_member.BanChatMember атрибут*), 299
chat_id (*aiogram.methods.ban_chat_sender_chat.BanChatSenderChat атрибут*), 300
chat_id (*aiogram.methods.close_forum_topic.CloseForumTopic атрибут*), 302
chat_id (*aiogram.methods.close_general_forum_topic.CloseGeneralForumTopic атрибут*), 303
chat_id (*aiogram.methods.copy_message.CopyMessage атрибут*), 305
chat_id (*aiogram.methods.copy_messages.CopyMessages атрибут*), 307
chat_id (*aiogram.methods.create_chat_invite_link.CreateChatInviteLink атрибут*), 308
chat_id (*aiogram.methods.create_forum_topic.CreateForumTopic атрибут*), 309
chat_id (*aiogram.methods.decline_chat_join_request.DeclineChatJoinRequest атрибут*), 310
chat_id (*aiogram.methods.delete_chat_photo.DeleteChatPhoto атрибут*), 311
chat_id (*aiogram.methods.delete_chat_sticker_set.DeleteChatStickerSet атрибут*), 312
chat_id (*aiogram.methods.delete_forum_topic.DeleteForumTopic атрибут*), 313
chat_id (*aiogram.methods.delete_message.DeleteMessage атрибут*), 406
chat_id (*aiogram.methods.delete_messages.DeleteMessages атрибут*), 407
chat_id (*aiogram.methods.edit_chat_invite_link.EditChatInviteLink атрибут*), 316
chat_id (*aiogram.methods.edit_forum_topic.EditForumTopic атрибут*), 317
chat_id (*aiogram.methods.edit_general_forum_topic.EditGeneralForumTopic*

*ампубут*), 318
chat_id (*aiogram.methods.edit_message_caption.EditMessageCaption ампубут*), 408
chat_id (*aiogram.methods.edit_message_live_location.EditMessageLiveLocation ампубут*), 410
chat_id (*aiogram.methods.edit_message_media.EditMessageMedia ампубут*), 412
chat_id (*aiogram.methods.edit_message_reply_markup.EditMessageReplyMarkup ампубут*), 413
chat_id (*aiogram.methods.edit_message_text.EditMessageText ампубут*), 415
chat_id (*aiogram.methods.export_chat_invite_link.ExportChatInviteLink ампубут*), 319
chat_id (*aiogram.methods.forward_message.ForwardMessage ампубут*), 320
chat_id (*aiogram.methods.forward_messages.ForwardMessages ампубут*), 322
chat_id (*aiogram.methods.get_chat.GetChat ампубут*), 323
chat_id (*aiogram.methods.get_chat_administrators.GetChatAdministrators ампубут*), 324
chat_id (*aiogram.methods.get_chat_member.GetChatMember ампубут*), 325
chat_id (*aiogram.methods.get_chat_member_count.GetChatMemberCount ампубут*), 326
chat_id (*aiogram.methods.get_chat_menu_button.GetChatMenuButton ампубут*), 327
chat_id (*aiogram.methods.get_game_high_scores.GetGameHighScores ампубут*), 423
chat_id (*aiogram.methods.get_user_chat_boosts.GetUserChatBoosts ампубут*), 335
chat_id (*aiogram.methods.hide_general_forum_topic.HideGeneralForumTopic ампубут*), 336
chat_id (*aiogram.methods.leave_chat.LeaveChat ампубут*), 337
chat_id (*aiogram.methods.pin_chat_message.PinChatMessage ампубут*), 339
chat_id (*aiogram.methods.promote_chat_member.PromoteChatMember ампубут*), 341
chat_id (*aiogram.methods.reopen_forum_topic.ReopenForumTopic ампубут*), 343
chat_id (*aiogram.methods.reopen_general_forum_topic.ReopenGeneralForumTopic ампубут*), 344
chat_id (*aiogram.methods.restrict_chat_member.RestrictChatMember ампубут*), 345
chat_id (*aiogram.methods.revoke_chat_invite_link.RevokeChatInviteLink ампубут*), 346
chat_id (*aiogram.methods.send_animation.SendAnimation ампубут*), 348
chat_id (*aiogram.methods.send_audio.SendAudio ампубут*), 351
chat_id (*aiogram.methods.send_chat_action.SendChatAction ампубут*), 353
chat_id (*aiogram.methods.send_contact.SendContact ампубут*), 355
chat_id (*aiogram.methods.send_dice.SendDice ампубут*), 357
chat_id (*aiogram.methods.send_document.SendDocument ампубут*), 359
chat_id (*aiogram.methods.send_game.SendGame ампубут*), 424
chat_id (*aiogram.methods.send_invoice.SendInvoice ампубут*), 432
chat_id (*aiogram.methods.send_location.SendLocation ампубут*), 362
chat_id (*aiogram.methods.send_media_group.SendMediaGroup ампубут*), 364
chat_id (*aiogram.methods.send_message.SendMessage ампубут*), 366
chat_id (*aiogram.methods.send_photo.SendPhoto ампубут*), 368
chat_id (*aiogram.methods.send_poll.SendPoll ампубут*), 371
chat_id (*aiogram.methods.send_sticker.SendSticker ампубут*), 286
chat_id (*aiogram.methods.send_venue.SendVenue ампубут*), 374
chat_id (*aiogram.methods.send_video.SendVideo ампубут*), 376
chat_id (*aiogram.methods.send_video_note.SendVideoNote ампубут*), 379
chat_id (*aiogram.methods.send_voice.SendVoice ампубут*), 382
chat_id (*aiogram.methods.set_chat_administrator_custom_title.SetChatAdministratorCustomTitle ампубут*), 384
chat_id (*aiogram.methods.set_chat_description.SetChatDescription ампубут*), 385
chat_id (*aiogram.methods.set_chat_menu_button.SetChatMenuButton ампубут*), 386
chat_id (*aiogram.methods.set_chat_permissions.SetChatPermissions ампубут*), 387
chat_id (*aiogram.methods.set_chat_photo.SetChatPhoto ампубут*), 388
chat_id (*aiogram.methods.set_chat_sticker_set.SetChatStickerSet ампубут*), 389
chat_id (*aiogram.methods.set_chat_title.SetChatTitle ампубут*), 390
chat_id (*aiogram.methods.set_game_score.SetGameScore ампубут*), 426
chat_id (*aiogram.methods.set_message_reaction.SetMessageReaction ампубут*), 391
chat_id (*aiogram.methods.stop_message_live_location.StopMessageLiveLocation ампубут*), 416
chat_id (*aiogram.methods.stop_poll.StopPoll ампубут*), 418
chat_id (*aiogram.methods.unban_chat_member.UnbanChatMember ампубут*), 398
chat_id (*aiogram.methods.unban_chat_sender_chat.UnbanChatSenderChat*

*атрибут*), 399
chat_id (*aiogram.methods.unhide_general_forum_topic.UnhideGeneralForumTopic атрибут*), 400
chat_id (*aiogram.methods.unpin_all_chat_messages.UnpinAllChatMessages атрибут*), 401
chat_id (*aiogram.methods.unpin_all_forum_topic_messages.UnpinAllForumTopicMessages атрибут*), 402
chat_id (*aiogram.methods.unpin_all_general_forum_topic_messages.UnpinAllGeneralForumTopicMessages атрибут*), 403
chat_id (*aiogram.methods.unpin_chat_message.UnpinChatMessage атрибут*), 404
chat_id (*aiogram.types.bot_command_scope_chat.BotCommandScopeChat атрибут*), 22
chat_id (*aiogram.types.bot_command_scope_chat_administrators.BotCommandScopeChatAdministrators атрибут*), 22
chat_id (*aiogram.types.bot_command_scope_chat_member.BotCommandScopeChatMember атрибут*), 23
chat_id (*aiogram.types.chat_shared.ChatShared атрибут*), 111
chat_id (*aiogram.types.reply_parameters.ReplyParameters атрибут*), 199
chat_instance (*aiogram.types.callback_query.CallbackQuery атрибут*), 25
chat_instance (*aiogram.utils.web_app.WebAppInitData атрибут*), 547
chat_is_channel (*aiogram.types.keyboard_button_request_chat.KeyboardButtonRequestChat атрибут*), 131
chat_is_created (*aiogram.types.keyboard_button_request_chat.KeyboardButtonRequestChat атрибут*), 131
chat_is_forum (*aiogram.types.keyboard_button_request_chat.KeyboardButtonRequestChat атрибут*), 131
CHAT_JOIN_REQUEST (*aiogram.enums.update_type.UpdateType атрибут*), 456
chat_join_request (*aiogram.types.update.Update атрибут*), 277
CHAT_MEMBER (*aiogram.enums.bot_command_scope_type.BotCommandScopeType атрибут*), 442
CHAT_MEMBER (*aiogram.enums.update_type.UpdateType атрибут*), 455
chat_member (*aiogram.types.update.Update атрибут*), 277
CHAT_SHARED (*aiogram.enums.content_type.ContentType атрибут*), 445
chat_shared (*aiogram.types.message.Message атрибут*), 143
chat_type (*aiogram.types.inline_query.InlineQuery атрибут*), 211
chat_type (*aiogram.utils.web_app.WebAppInitData атрибут*), 546
ChatAction (*клас в aiogram.enums.chat_action*), 442
ChatActionMiddleware (*клас в aiogram.utils.chat_action*), 544
ChatActionSender (*клас в aiogram.utils.chat_action*), 542
ChatAdministratorRights (*клас в aiogram.types.chat_administrator_rights*), 40
ChatBoost (*клас в aiogram.types.chat_boost*), 42
ChatBoostAdded (*клас в aiogram.types.chat_boost_added*), 43
ChatBoostRemoved (*клас в aiogram.types.chat_boost_removed*), 43
ChatBoostSource (*клас в aiogram.types.chat_boost_source*), 43
ChatBoostSourceGiftCode (*клас в aiogram.types.chat_boost_source_gift_code*), 44
ChatBoostSourceGiveaway (*клас в aiogram.types.chat_boost_source_giveaway*), 44
ChatBoostSourcePremium (*клас в aiogram.types.chat_boost_source_premium*), 45
ChatBoostSourceType (*клас в aiogram.enums.chat_boost_source_type*), 443
ChatBoostUpdated (*клас в aiogram.types.chat_boost_updated*), 45
ChatInviteLink (*клас в aiogram.types.chat_invite_link*), 45
ChatJoinRequest (*клас в aiogram.types.chat_join_request*), 46
ChatLocation (*клас в aiogram.types.chat_location*), 84
ChatMember (*клас в aiogram.types.chat_member*), 84
ChatMemberAdministrator (*клас в aiogram.types.chat_member_administrator*), 84
ChatMemberBanned (*клас в aiogram.types.chat_member_banned*), 87
ChatMemberLeft (*клас в aiogram.types.chat_member_left*), 87
ChatMemberMember (*клас в aiogram.types.chat_member_member*), 87
ChatMemberOwner (*клас в aiogram.types.chat_member_owner*), 88
ChatMemberRestricted (*клас в aiogram.types.chat_member_restricted*), 89
ChatMemberStatus (*клас в aiogram.enums.chat_member_status*), 443

ChatMemberUpdated (*клас в aiogram.types.chat_member_updated*), 90
ChatMemberUpdatedFilter (*клас в aiogram.filters.chat_member_updated*), 472
ChatPermissions (*клас в aiogram.types.chat_permissions*), 109
ChatPhoto (*клас в aiogram.types.chat_photo*), 110
chats (*aiogram.types.giveaway.Giveaway атрибут*), 118
ChatShared (*клас в aiogram.types.chat_shared*), 111
ChatType (*клас в aiogram.enums.chat_type*), 443
check_flags() (*в модулі aiogram.dispatcher.flags*), 527
check_response() (*aiogram.client.session.base.BaseSession метод*), 14
check_webapp_signature() (*в модулі aiogram.utils.web_app*), 545
CHF (*aiogram.enums.currency.Currency атрибут*), 446
CHIN (*aiogram.enums.mask_position_point.MaskPositionPoint атрибут*), 451
CHOOSE_STICKER (*aiogram.enums.chat_action.ChatAction атрибут*), 442
choose_sticker() (*aiogram.utils.chat_action.ChatActionSender class method*), 543
CHOSEN_INLINE_RESULT (*aiogram.enums.update_type.UpdateType атрибут*), 455
chosen_inline_result (*aiogram.types.update.Update атрибут*), 277
ChosenInlineResult (*клас в aiogram.types.chosen_inline_result*), 210
city (*aiogram.types.shipping_address.ShippingAddress атрибут*), 273
clear_data() (*aiogram.fsm.scene.SceneWizard метод*), 518
ClientDecodeError, 526
Close (*клас в aiogram.methods.close*), 301
close() (*aiogram.client.session.base.BaseSession метод*), 14
close() (*aiogram.fsm.scene.ScenesManager метод*), 517
close() (*aiogram.fsm.storage.base.BaseStorage метод*), 502
close() (*aiogram.webhook.aiohttp_server.SimpleRequestHandler метод*), 486
close_date (*aiogram.methods.send_poll.SendPoll атрибут*), 372
close_date (*aiogram.types.poll.Poll атрибут*), 195
CloseForumTopic (*клас в aiogram.methods.close_forum_topic*), 302
CloseGeneralForumTopic (*клас в aiogram.methods.close_general_forum_topic*), 303
CLP (*aiogram.enums.currency.Currency атрибут*), 446
CNY (*aiogram.enums.currency.Currency атрибут*), 446
CODE (*aiogram.enums.message_entity_type.MessageEntityType атрибут*), 452
Code (*клас в aiogram.utils.formatting*), 557
command (*aiogram.filters.command.CommandObject атрибут*), 471
command (*aiogram.types.bot_command.BotCommand атрибут*), 20
Command (*клас в aiogram.filters.command*), 470
CommandObject (*клас в aiogram.filters.command*), 471
COMMANDS (*aiogram.enums.menu_button_type.MenuButtonType атрибут*), 451
commands (*aiogram.methods.set_my_commands.SetMyCommands атрибут*), 393
CONNECTED_WEBSITE (*aiogram.enums.content_type.ContentType атрибут*), 445
connected_website (*aiogram.types.message.Message атрибут*), 143
ConstI18nMiddleware (*клас в aiogram.utils.i18n.middleware*), 539
CONTACT (*aiogram.enums.content_type.ContentType атрибут*), 444
CONTACT (*aiogram.enums.inline_query_result_type.InlineQueryResul атрибут*), 450
contact (*aiogram.types.external_reply_info.ExternalReplyInfo атрибут*), 114
contact (*aiogram.types.message.Message атрибут*), 142
Contact (*клас в aiogram.types.contact*), 111
content_type (*aiogram.types.message.Message property*), 145
ContentType (*клас в aiogram.enums.content_type*), 444
COP (*aiogram.enums.currency.Currency атрибут*), 446
copy() (*aiogram.utils.keyboard.InlineKeyboardBuilder метод*), 535
copy() (*aiogram.utils.keyboard.ReplyKeyboardBuilder метод*), 536
copy_to() (*aiogram.types.message.Message метод*), 181
CopyMessage (*клас в ai-*

ogram.methods.copy_message), 304
CopyMessages (клас в aiogram.methods.copy_messages), 306
correct_option_id (aiogram.methods.send_poll.SendPoll атрибут), 371
correct_option_id (aiogram.types.poll.Poll атрибут), 194
country_code (aiogram.types.shipping_address.ShippingAddress атрибут), 273
country_codes (aiogram.types.giveaway.Giveaway атрибут), 119
CRC (aiogram.enums.currency.Currency атрибут), 446
create_invite_link() (aiogram.types.chat.Chat метод), 31
create_start_link() (в модулі aiogram.utils.deep_linking), 563
CreateChatInviteLink (клас в aiogram.methods.create_chat_invite_link), 308
CreateForumTopic (клас в aiogram.methods.create_forum_topic), 309
CreateInvoiceLink (клас в aiogram.methods.create_invoice_link), 429
CreateNewStickerSet (клас в aiogram.methods.create_new_sticker_set), 281
creates_join_request (aiogram.methods.create_chat_invite_link.CreateChatInviteLink атрибут), 308
creates_join_request (aiogram.methods.edit_chat_invite_link.EditChatInviteLink атрибут), 316
creates_join_request (aiogram.types.chat_invite_link.ChatInviteLink атрибут), 46
CREATOR (aiogram.enums.chat_member_status.ChatMemberStatus атрибут), 443
creator (aiogram.types.chat_invite_link.ChatInviteLink атрибут), 46
credentials (aiogram.types.passport_data.PassportData атрибут), 263
currency (aiogram.methods.create_invoice_link.CreateInvoiceLink атрибут), 430
currency (aiogram.methods.send_invoice.SendInvoice атрибут), 433
currency (aiogram.types.input_invoice_message_content.InputInvoiceMessageContent атрибут), 253
currency (aiogram.types.invoice.Invoice атрибут), 271
currency (aiogram.types.pre_checkout_query.PreCheckoutQuery атрибут), 272
currency (aiogram.types.successful_payment.SuccessfulPayment атрибут), 275
Currency (клас в aiogram.enums.currency), 446
CUSTOM_EMOJI (aiogram.enums.message_entity_type.MessageEntityT атрибут), 452
CUSTOM_EMOJI (aiogram.enums.reaction_type_type.ReactionTypeType атрибут), 454
CUSTOM_EMOJI (aiogram.enums.sticker_type.StickerType атрибут), 454
custom_emoji_id (aiogram.methods.set_custom_emoji_sticker_set_thumbnail.S атрибут), 288
custom_emoji_id (aiogram.types.message_entity.MessageEntity атрибут), 189
custom_emoji_id (aiogram.types.reaction_type_custom_emoji.ReactionTypeCus атрибут), 197
custom_emoji_id (aiogram.types.sticker.Sticker атрибут), 259
custom_emoji_ids (aiogram.methods.get_custom_emoji_stickers.GetCustomEmo атрибут), 284
custom_emoji_sticker_set_name (aiogram.types.chat.Chat атрибут), 29
custom_title (aiogram.methods.set_chat_administrator_custom_ti атрибут), 384
custom_title (aiogram.types.chat_member_administrator.ChatMem атрибут), 86
custom_title (aiogram.types.chat_member_owner.ChatMemberOwn атрибут), 88
CustomEmoji (клас в aiogram.utils.formatting), 558
CZK (aiogram.enums.currency.Currency атрибут), 446

## D

DART (aiogram.enums.dice_emoji.DiceEmoji атрибут), 449
DART (aiogram.types.dice.DiceEmoji атрибут), 112
DATA (aiogram.enums.passport_element_error_type.PassportElement атрибут), 453
data (aiogram.types.callback_query.CallbackQuery атрибут), 25
data (aiogram.types.encrypted_credentials.EncryptedCredentials атрибут), 261
data (aiogram.types.encrypted_passport_element.EncryptedPassportE атрибут), 262
data (aiogram.types.passport_data.PassportData атрибут), 263
data (aiogram.types.web_app_data.WebAppData атрибут), 209
data_hash (aiogram.types.passport_element_error_data_field.Passp атрибут), 264

date (*aiogram.types.chat_join_request.ChatJoinRequest атрибут*), 46
date (*aiogram.types.chat_member_updated.ChatMemberUpdated атрибут*), 91
date (*aiogram.types.inaccessible_message.InaccessibleMessage атрибут*), 121
date (*aiogram.types.message.Message атрибут*), 140
date (*aiogram.types.message_origin_channel.MessageOriginChannel атрибут*), 190
date (*aiogram.types.message_origin_chat.MessageOriginChat атрибут*), 191
date (*aiogram.types.message_origin_hidden_user.MessageOriginHiddenUser атрибут*), 191
date (*aiogram.types.message_origin_user.MessageOriginUser атрибут*), 192
date (*aiogram.types.message_reaction_count_updated.MessageReactionCountUpdated атрибут*), 192
date (*aiogram.types.message_reaction_updated.MessageReactionUpdated атрибут*), 193
decline() (*aiogram.types.chat_join_request.ChatJoinRequest метод*), 47
DeclineChatJoinRequest (*клас в aiogram.methods.decline_chat_join_request*), 310
decode_payload() (*в модулі aiogram.utils.deep_linking*), 563
DEFAULT (*aiogram.enums.bot_command_scope_type.BotCommandScopeType атрибут*), 441
DEFAULT (*aiogram.enums.menu_button_type.MenuButtonType атрибут*), 451
DefaultKeyBuilder (*клас в aiogram.fsm.storage.redis*), 501
delete() (*aiogram.types.message.Message метод*), 186
DELETE_CHAT_PHOTO (*aiogram.enums.content_type.ContentType атрибут*), 444
delete_chat_photo (*aiogram.types.message.Message атрибут*), 142
delete_from_set() (*aiogram.types.sticker.Sticker метод*), 260
delete_message() (*aiogram.types.chat.Chat метод*), 30
delete_photo() (*aiogram.types.chat.Chat метод*), 39
delete_reply_markup() (*aiogram.types.message.Message метод*), 184
delete_sticker_set() (*aiogram.types.chat.Chat метод*), 33
DeleteChatPhoto (*клас в aiogram.methods.delete_chat_photo*), 311
DeleteChatStickerSet (*клас в aiogram.methods.delete_chat_sticker_set*), 312
DeleteForumTopic (*клас в aiogram.methods.delete_forum_topic*), 313
DeleteMessage (*клас в aiogram.methods.delete_message*), 405
DeleteMessages (*клас в aiogram.methods.delete_messages*), 407
DeleteMyCommands (*клас в aiogram.methods.delete_my_commands*), 31
DeleteStickerFromSet (*клас в aiogram.methods.delete_sticker_from_set*), 283
DeleteStickerSet (*клас в aiogram.methods.delete_sticker_set*), 284
DeleteWebhook (*клас в aiogram.methods.delete_webhook*), 435
description (*aiogram.methods.create_invoice_link.CreateInvoiceLin атрибут*), 430
description (*aiogram.methods.send_invoice.SendInvoice атрибут*), 433
description (*aiogram.methods.set_chat_description.SetChatDescrip атрибут*), 385
description (*aiogram.methods.set_my_description.SetMyDescriptio атрибут*), 395
description (*aiogram.types.bot_command.BotCommand атрибут*), 20
description (*aiogram.types.bot_description.BotDescription атрибут*), 24
description (*aiogram.types.chat.Chat атрибут*), 28
description (*aiogram.types.game.Game атрибут*), 279
description (*aiogram.types.inline_query_result_article.InlineQuery атрибут*), 214
description (*aiogram.types.inline_query_result_cached_document. атрибут*), 219
description (*aiogram.types.inline_query_result_cached_photo.Inlin атрибут*), 225
description (*aiogram.types.inline_query_result_cached_video.Inlin атрибут*), 229
description (*aiogram.types.inline_query_result_document.InlineQu атрибут*), 235
description (*aiogram.types.inline_query_result_photo.InlineQueryR атрибут*), 244
description (*aiogram.types.inline_query_result_video.InlineQueryR атрибут*), 248
description (*aiogram.types.input_invoice_message_content.InputIn атрибут*), 253
description (*aiogram.types.invoice.Invoice атрибут*), 271

DetailedAiogramError, 525
DICE (*aiogram.enums.content_type.ContentType атрибут*), 444
DICE (*aiogram.enums.dice_emoji.DiceEmoji атрибут*), 449
DICE (*aiogram.types.dice.DiceEmoji атрибут*), 112
dice (*aiogram.types.external_reply_info.ExternalReplyInfo атрибут*), 114
dice (*aiogram.types.message.Message атрибут*), 142
Dice (*клас в aiogram.types.dice*), 112
DiceEmoji (*клас в aiogram.enums.dice_emoji*), 449
DiceEmoji (*клас в aiogram.types.dice*), 112
disable() (*aiogram.utils.callback_answer.CallbackAnswer метод*), 551
disable_content_type_detection (*aiogram.methods.send_document.SendDocument атрибут*), 360
disable_content_type_detection (*aiogram.types.input_media_document.InputMediaDocument атрибут*), 127
disable_edit_message (*aiogram.methods.set_game_score.SetGameScore атрибут*), 426
disable_notification (*aiogram.methods.copy_message.CopyMessage атрибут*), 305
disable_notification (*aiogram.methods.copy_messages.CopyMessages атрибут*), 307
disable_notification (*aiogram.methods.forward_message.ForwardMessage атрибут*), 321
disable_notification (*aiogram.methods.forward_messages.ForwardMessages атрибут*), 322
disable_notification (*aiogram.methods.pin_chat_message.PinChatMessage атрибут*), 339
disable_notification (*aiogram.methods.send_animation.SendAnimation атрибут*), 349
disable_notification (*aiogram.methods.send_audio.SendAudio атрибут*), 352
disable_notification (*aiogram.methods.send_contact.SendContact атрибут*), 355
disable_notification (*aiogram.methods.send_dice.SendDice атрибут*), 357
disable_notification (*aiogram.methods.send_document.SendDocument атрибут*), 360
disable_notification (*aiogram.methods.send_game.SendGame атрибут*), 424
disable_notification (*aiogram.methods.send_invoice.SendInvoice атрибут*), 434
disable_notification (*aiogram.methods.send_location.SendLocation атрибут*), 362
disable_notification (*aiogram.methods.send_media_group.SendMediaGroup атрибут*), 364
disable_notification (*aiogram.methods.send_message.SendMessage атрибут*), 366
disable_notification (*aiogram.methods.send_photo.SendPhoto атрибут*), 369
disable_notification (*aiogram.methods.send_poll.SendPoll атрибут*), 372
disable_notification (*aiogram.methods.send_sticker.SendSticker атрибут*), 287
disable_notification (*aiogram.methods.send_venue.SendVenue атрибут*), 375
disable_notification (*aiogram.methods.send_video.SendVideo атрибут*), 377
disable_notification (*aiogram.methods.send_video_note.SendVideoNote атрибут*), 380
disable_notification (*aiogram.methods.send_voice.SendVoice атрибут*), 382
disable_web_page_preview (*aiogram.methods.edit_message_text.EditMessageText атрибут*), 415
disable_web_page_preview (*aiogram.methods.send_message.SendMessage атрибут*), 367
disable_web_page_preview (*aiogram.types.input_text_message_content.InputTextMessage атрибут*), 256
disabled (*aiogram.utils.callback_answer.CallbackAnswer property*), 551
Dispatcher (*клас в aiogram.dispatcher.dispatcher*), 466
distance (*aiogram.types.proximity_alert_triggered.ProximityAlertTr атрибут*), 196
DKK (*aiogram.enums.currency.Currency атрибут*), 446
do() (*aiogram.types.chat.Chat метод*), 32

DOCUMENT (*aiogram.enums.content_type.ContentType атрибут*), 444
DOCUMENT (*aiogram.enums.inline_query_result_type.InlineQueryResultType атрибут*), 450
DOCUMENT (*aiogram.enums.input_media_type.InputMediaType атрибут*), 450
document (*aiogram.methods.send_document.SendDocument атрибут*), 359
document (*aiogram.types.external_reply_info.ExternalReplyInfo атрибут*), 114
document (*aiogram.types.message.Message атрибут*), 141
Document (*клас в aiogram.types.document*), 112
document_file_id (*aiogram.types.inline_query_result_cached_document.InlineQueryResultCachedDocument атрибут*), 219
document_url (*aiogram.types.inline_query_result_document.InlineQueryResultDocument атрибут*), 235
DOP (*aiogram.enums.currency.Currency атрибут*), 446
download() (*aiogram.client.bot.Bot метод*), 457
download_file() (*aiogram.client.bot.Bot метод*), 456
DRIVER_LICENSE (*aiogram.enums.encrypted_passport_element.EncryptedPassportElementType атрибут*), 449
drop_pending_updates (*aiogram.methods.delete_webhook.DeleteWebhook атрибут*), 435
drop_pending_updates (*aiogram.methods.set_webhook.SetWebhook атрибут*), 439
duration (*aiogram.methods.send_animation.SendAnimation атрибут*), 348
duration (*aiogram.methods.send_audio.SendAudio атрибут*), 351
duration (*aiogram.methods.send_video.SendVideo атрибут*), 377
duration (*aiogram.methods.send_video_note.SendVideoNote атрибут*), 379
duration (*aiogram.methods.send_voice.SendVoice атрибут*), 382
duration (*aiogram.types.animation.Animation атрибут*), 18
duration (*aiogram.types.audio.Audio атрибут*), 19
duration (*aiogram.types.input_media_animation.InputMediaAnimation атрибут*), 125
duration (*aiogram.types.input_media_audio.InputMediaAudio атрибут*), 126
duration (*aiogram.types.input_media_video.InputMediaVideo атрибут*), 129
duration (*aiogram.types.video.Video атрибут*), 206
duration (*aiogram.types.video_chat_ended.VideoChatEnded атрибут*), 206
duration (*aiogram.types.video_note.VideoNote атрибут*), 208
duration (*aiogram.types.voice.Voice атрибут*), 208
DZD (*aiogram.enums.currency.Currency атрибут*), 446

## E

edit_caption() (*aiogram.types.message.Message метод*), 186
edit_date (*aiogram.types.message.Message атрибут*), 141
edit_invite_link() (*aiogram.types.chat.Chat метод*), 31
edit_live_location() (*aiogram.types.message.Message метод*), 184
edit_media() (*aiogram.types.message.Message метод*), 183
edit_reply_markup() (*aiogram.types.message.Message метод*), 184
edit_text() (*aiogram.types.message.Message метод*), 182
EditChatInviteLink (*клас в aiogram.methods.edit_chat_invite_link*), 316
EDITED_CHANNEL_POST (*aiogram.enums.update_type.UpdateType атрибут*), 455
edited_channel_post (*aiogram.types.update.Update атрибут*), 276
EDITED_MESSAGE (*aiogram.enums.update_type.UpdateType атрибут*), 455
edited_message (*aiogram.types.update.Update атрибут*), 276
EditForumTopic (*клас в aiogram.methods.edit_forum_topic*), 317
EditGeneralForumTopic (*клас в aiogram.methods.edit_general_forum_topic*), 318
EditMessageCaption (*клас в aiogram.methods.edit_message_caption*), 408
EditMessageLiveLocation (*клас в aiogram.methods.edit_message_live_location*), 409
EditMessageMedia (*клас в aiogram.methods.edit_message_media*), 411
EditMessageReplyMarkup (*клас в aiogram.methods.edit_message_reply_markup*), 413

EditMessageText (*клас в aiogram.methods.edit_message_text*), 414
EGP (*aiogram.enums.currency.Currency атрибут*), 446
element_hash (*aiogram.types.passport_element_error_unspecified.PassportElementErrorUnspecified атрибут*), 270
EMAIL (*aiogram.enums.encrypted_passport_element.EncryptedPassportElement атрибут*), 449
EMAIL (*aiogram.enums.message_entity_type.MessageEntityType атрибут*), 452
email (*aiogram.types.encrypted_passport_element.EncryptedPassportElement атрибут*), 262
email (*aiogram.types.order_info.OrderInfo атрибут*), 272
Email (*клас в aiogram.utils.formatting*), 557
EMOJI (*aiogram.enums.reaction_type_type.ReactionTypeType атрибут*), 454
emoji (*aiogram.methods.send_dice.SendDice атрибут*), 357
emoji (*aiogram.methods.send_sticker.SendSticker атрибут*), 286
emoji (*aiogram.types.dice.Dice атрибут*), 112
emoji (*aiogram.types.reaction_type_emoji.ReactionTypeEmoji атрибут*), 197
emoji (*aiogram.types.sticker.Sticker атрибут*), 259
emoji_list (*aiogram.methods.set_sticker_emoji_list.SetStickerEmojiList атрибут*), 289
emoji_list (*aiogram.types.input_sticker.InputSticker атрибут*), 257
emoji_status_custom_emoji_id (*aiogram.types.chat.Chat атрибут*), 27
emoji_status_expiration_date (*aiogram.types.chat.Chat атрибут*), 27
EncryptedCredentials (*клас в aiogram.types.encrypted_credentials*), 261
EncryptedPassportElement (*клас в aiogram.enums.encrypted_passport_element*), 449
EncryptedPassportElement (*клас в aiogram.types.encrypted_passport_element*), 261
enter() (*aiogram.fsm.scene.ScenesManager метод*), 517
enter() (*aiogram.fsm.scene.SceneWizard метод*), 519
entities (*aiogram.methods.edit_message_text.EditMessageText атрибут*), 415
entities (*aiogram.methods.send_message.SendMessage атрибут*), 366
entities (*aiogram.types.input_text_message_content.InputTextMessageContent атрибут*), 256
entities (*aiogram.types.message.Message атрибут*), 141
entities (*aiogram.types.text_quote.TextQuote атрибут*), 202
error_message (*aiogram.methods.answer_pre_checkout_query.AnswerPreCheckoutQuery атрибут*), 427
error_message (*aiogram.methods.answer_shipping_query.AnswerShippingQuery атрибут*), 429
ErrorEvent (*клас в aiogram.types.error_event*), 524
errors (*aiogram.methods.set_passport_data_errors.SetPassportDataErrors атрибут*), 440
ETB (*aiogram.enums.currency.Currency атрибут*), 446
EUR (*aiogram.enums.currency.Currency атрибут*), 446
event (*aiogram.types.update.Update property*), 278
event_type (*aiogram.types.update.Update property*), 278
exception (*aiogram.types.error_event.ErrorEvent атрибут*), 524
ExceptionMessageFilter (*клас в aiogram.filters.exception*), 480
exceptions (*aiogram.filters.exception.ExceptionTypeFilter атрибут*), 480
ExceptionTypeFilter (*клас в aiogram.filters.exception*), 480
exit() (*aiogram.fsm.scene.SceneWizard метод*), 519
expiration_date (*aiogram.types.chat_boost.ChatBoost атрибут*), 42
expire_date (*aiogram.methods.create_chat_invite_link.CreateChatInviteLink атрибут*), 308
expire_date (*aiogram.methods.edit_chat_invite_link.EditChatInviteLink атрибут*), 316
expire_date (*aiogram.types.chat_invite_link.ChatInviteLink атрибут*), 46
explanation (*aiogram.methods.send_poll.SendPoll атрибут*), 371
explanation (*aiogram.types.poll.Poll атрибут*), 195
explanation_entities (*aiogram.methods.send_poll.SendPoll атрибут*), 372
explanation_entities (*aiogram.types.poll.Poll атрибут*), 195
explanation_parse_mode (*aiogram.methods.send_poll.SendPoll атрибут*), 372
export() (*aiogram.utils.keyboard.InlineKeyboardBuilder метод*), 535
export() (*aiogram.utils.keyboard.ReplyKeyboardBuilder метод*), 536
export_invite_link() (*aiogram.types.chat.Chat метод*), 32
ExportChatInviteLink (*клас в aiogram.methods.export_chat_invite_link*),

319
external_reply (aiogram.types.message.Message атрибут), 140
ExternalReplyInfo (клас в aiogram.types.external_reply_info), 113
extract_flags() (в модулі aiogram.dispatcher.flags), 527
extract_from() (aiogram.types.message_entity.MessageEntity метод), 189
EYES (aiogram.enums.mask_position_point.MaskPositionPoint атрибут), 451

## F

feed_raw_update() (aiogram.dispatcher.dispatcher.Dispatcher метод), 466
feed_update() (aiogram.dispatcher.dispatcher.Dispatcher метод), 467
field_name (aiogram.types.passport_element_error_data_field.PassportElementErrorDataField атрибут), 264
file (aiogram.client.telegram.TelegramAPIServer атрибут), 13
FILE (aiogram.enums.passport_element_error_type.PassportElementErrorType атрибут), 453
File (клас в aiogram.types.file), 115
file_date (aiogram.types.passport_file.PassportFile атрибут), 271
file_hash (aiogram.types.passport_element_error_file.PassportElementErrorFile атрибут), 265
file_hash (aiogram.types.passport_element_error_front_side.PassportElementErrorFrontSide атрибут), 266
file_hash (aiogram.types.passport_element_error_reverse_side.PassportElementErrorReverseSide атрибут), 267
file_hash (aiogram.types.passport_element_error_selfie.PassportElementErrorSelfie атрибут), 267
file_hash (aiogram.types.passport_element_error_translation_file.PassportElementErrorTranslationFile атрибут), 268
file_hashes (aiogram.types.passport_element_error_files.PassportElementErrorFiles атрибут), 265
file_hashes (aiogram.types.passport_element_error_translation_files.PassportElementErrorTranslationFiles атрибут), 269
file_id (aiogram.methods.get_file.GetFile атрибут), 328
file_id (aiogram.types.animation.Animation атрибут), 18
file_id (aiogram.types.audio.Audio атрибут), 19
file_id (aiogram.types.document.Document атрибут), 112
file_id (aiogram.types.file.File атрибут), 115
file_id (aiogram.types.passport_file.PassportFile атрибут), 270
file_id (aiogram.types.photo_size.PhotoSize атрибут), 193
file_id (aiogram.types.sticker.Sticker атрибут), 258
file_id (aiogram.types.video.Video атрибут), 206
file_id (aiogram.types.video_note.VideoNote атрибут), 207
file_id (aiogram.types.voice.Voice атрибут), 208
file_name (aiogram.types.animation.Animation атрибут), 18
file_name (aiogram.types.audio.Audio атрибут), 19
file_name (aiogram.types.document.Document атрибут), 112
file_name (aiogram.types.video.Video атрибут), 206
file_path (aiogram.types.file.File атрибут), 115
file_size (aiogram.types.animation.Animation атрибут), 19
file_size (aiogram.types.audio.Audio атрибут), 19
file_size (aiogram.types.document.Document атрибут), 113
file_size (aiogram.types.file.File атрибут), 115
file_size (aiogram.types.passport_file.PassportFile атрибут), 270
file_size (aiogram.types.photo_size.PhotoSize атрибут), 194
file_size (aiogram.types.sticker.Sticker атрибут), 259
file_size (aiogram.types.video.Video атрибут), 206
file_size (aiogram.types.video_note.VideoNote атрибут), 208
file_size (aiogram.types.voice.Voice атрибут), 208
file_unique_id (aiogram.types.animation.Animation атрибут), 18
file_unique_id (aiogram.types.audio.Audio атрибут), 19
file_unique_id (aiogram.types.document.Document атрибут), 112
file_unique_id (aiogram.types.file.File атрибут), 115
file_unique_id (aiogram.types.passport_file.PassportFile атрибут), 270
file_unique_id (aiogram.types.photo_size.PhotoSize атрибут), 193
file_unique_id (aiogram.types.sticker.Sticker атрибут), 258
file_unique_id (aiogram.types.video.Video атрибут), 206
file_unique_id (ai-

ogram.types.video_note.VideoNote атрибут), 208
file_unique_id (aiogram.types.voice.Voice атрибут), 208
file_url() (aiogram.client.telegram.TelegramAPIServer метод), 13
FILES (aiogram.enums.passport_element_error_type.PassportElementErrorType атрибут), 453
files (aiogram.types.encrypted_passport_element.EncryptedPassportElement атрибут), 262
Filter (клас в aiogram.filters.base), 481
filter() (aiogram.filters.callback_data.CallbackData class method), 478
FIND_LOCATION (aiogram.enums.chat_action.ChatAction атрибут), 442
find_location() (aiogram.utils.chat_action.ChatActionSender class method), 543
first_name (aiogram.methods.send_contact.SendContact атрибут), 355
first_name (aiogram.types.chat.Chat атрибут), 27
first_name (aiogram.types.contact.Contact атрибут), 111
first_name (aiogram.types.inline_query_result_contact.InlineQueryResultContact атрибут), 232
first_name (aiogram.types.input_contact_message_content.InputContactMessageContent атрибут), 251
first_name (aiogram.types.user.User атрибут), 202
first_name (aiogram.utils.web_app.WebAppUser атрибут), 547
FOOTBALL (aiogram.enums.dice_emoji.DiceEmoji атрибут), 449
FOOTBALL (aiogram.types.dice.DiceEmoji атрибут), 112
for_channels (aiogram.methods.get_my_default_administrator_rights.GetMyDefaultAdministratorRights атрибут), 331
for_channels (aiogram.methods.set_my_default_administrator_rights.SetMyDefaultAdministratorRights атрибут), 394
force (aiogram.methods.set_game_score.SetGameScore атрибут), 426
force_reply (aiogram.types.force_reply.ForceReply атрибут), 116
ForceReply (клас в aiogram.types.force_reply), 115
FOREHEAD (aiogram.enums.mask_position_point.MaskPositionPoint атрибут), 451
FORUM_TOPIC_CLOSED (aiogram.enums.content_type.ContentType атрибут), 445
forum_topic_closed (aiogram.types.message.Message атрибут), 143
FORUM_TOPIC_CREATED (aiogram.enums.content_type.ContentType атрибут), 445
forum_topic_created (aiogram.types.message.Message атрибут), 143
FORUM_TOPIC_EDITED (aiogram.enums.content_type.ContentType атрибут), 445
forum_topic_edited (aiogram.types.message.Message атрибут), 143
FORUM_TOPIC_REOPENED (aiogram.enums.content_type.ContentType атрибут), 445
forum_topic_reopened (aiogram.types.message.Message атрибут), 144
ForumTopic (клас в aiogram.types.forum_topic), 116
ForumTopicClosed (клас в aiogram.types.forum_topic_closed), 116
ForumTopicCreated (клас в aiogram.types.forum_topic_created), 117
ForumTopicEdited (клас в aiogram.types.forum_topic_edited), 117
ForumTopicReopened (клас в aiogram.types.forum_topic_reopened), 117
forward() (aiogram.types.message.Message метод), 183
forward_date (aiogram.types.message.Message атрибут), 144
forward_from (aiogram.types.message.Message атрибут), 144
forward_from_chat (aiogram.types.message.Message атрибут), 144
forward_from_message_id (aiogram.types.message.Message атрибут), 145
forward_origin (aiogram.types.message.Message атрибут), 140
forward_sender_name (aiogram.types.message.Message атрибут), 145
forward_signature (aiogram.types.message.Message атрибут), 145
forward_text (aiogram.types.login_url.LoginUrl атрибут), 135
ForwardMessage (клас в aiogram.methods.forward_message), 320
ForwardMessages (клас в aiogram.methods.forward_messages), 322
foursquare_id (aiogram.methods.send_venue.SendVenue атрибут), 374

foursquare_id (*aiogram.types.inline_query_result_venue.InlineQueryResultVenue* *атрибут*), 246
foursquare_id (*aiogram.types.input_venue_message_content.InputVenueMessageContent* *атрибут*), 257
foursquare_id (*aiogram.types.venue.Venue* *атрибут*), 205
foursquare_type (*aiogram.methods.send_venue.SendVenue* *атрибут*), 374
foursquare_type (*aiogram.types.inline_query_result_venue.InlineQueryResultVenue* *атрибут*), 246
foursquare_type (*aiogram.types.input_venue_message_content.InputVenueMessageContent* *атрибут*), 257
foursquare_type (*aiogram.types.venue.Venue* *атрибут*), 205
from_attachment_menu (*aiogram.types.write_access_allowed.WriteAccessAllowed* *атрибут*), 209
from_base() (*aiogram.client.telegram.TelegramAPIServer* *class method*), 13
from_chat_id (*aiogram.methods.copy_message.CopyMessage* *атрибут*), 305
from_chat_id (*aiogram.methods.copy_messages.CopyMessages* *атрибут*), 307
from_chat_id (*aiogram.methods.forward_message.ForwardMessage* *атрибут*), 321
from_chat_id (*aiogram.methods.forward_messages.ForwardMessages* *атрибут*), 322
from_file() (*aiogram.types.input_file.BufferedInputFile* *class method*), 123
from_markup() (*aiogram.utils.keyboard.InlineKeyboardBuilder* *class method*), 535
from_markup() (*aiogram.utils.keyboard.ReplyKeyboardBuilder* *class method*), 536
from_request (*aiogram.types.write_access_allowed.WriteAccessAllowed* *атрибут*), 209
from_url() (*aiogram.fsm.storage.redis.RedisStorage* *class method*), 500
from_user (*aiogram.handlers.callback_query.CallbackQueryHandler* *property*), 529
from_user (*aiogram.types.callback_query.CallbackQuery* *атрибут*), 25
from_user (*aiogram.types.chat_join_request.ChatJoinRequest* *атрибут*), 46
from_user (*aiogram.types.chat_member_updated.ChatMemberUpdated* *атрибут*), 91
from_user (*aiogram.types.chosen_inline_result.ChosenInlineResult* *атрибут*), 210
from_user (*aiogram.types.inline_query.InlineQuery* *атрибут*), 210
from_user (*aiogram.types.message.Message* *атрибут*), 140
from_user (*aiogram.types.pre_checkout_query.PreCheckoutQuery* *атрибут*), 272
from_user (*aiogram.types.shipping_query.ShippingQuery* *атрибут*), 274
FRONT_SIDE (*aiogram.enums.passport_element_error_type.PassportE* *атрибут*), 453
front_side (*aiogram.types.encrypted_passport_element.EncryptedPa* *атрибут*), 262
FSInputFile (*клас в aiogram.types.input_file*), 123, 458
FSMI18nMiddleware (*клас в aiogram.utils.i18n.middleware*), 539
full_name (*aiogram.types.chat.Chat property*), 29
full_name (*aiogram.types.user.User property*), 203


## G


GAME (*aiogram.enums.content_type.ContentType* *атрибут*), 444
GAME (*aiogram.enums.inline_query_result_type.InlineQueryResultTyp* *атрибут*), 450
game (*aiogram.types.external_reply_info.ExternalReplyInfo* *атрибут*), 114
game (*aiogram.types.message.Message* *атрибут*), 142
Game (*клас в aiogram.types.game*), 279
game_short_name (*aiogram.methods.send_game.SendGame* *атрибут*), 424
game_short_name (*aiogram.types.callback_query.CallbackQuery* *атрибут*), 25
game_short_name (*aiogram.types.inline_query_result_game.InlineQueryResultGa* *атрибут*), 236
GameHighScore (*клас в aiogram.types.game_high_score*), 280
GBP (*aiogram.enums.currency.Currency* *атрибут*), 447
GEL (*aiogram.enums.currency.Currency* *атрибут*), 447
GENERAL_FORUM_TOPIC_HIDDEN (*aiogram.enums.content_type.ContentType* *атрибут*), 445
general_forum_topic_hidden (*aiogram.types.message.Message* *атрибут*), 144
GENERAL_FORUM_TOPIC_UNHIDDEN (*aiogram.enums.content_type.ContentType* *атрибут*), 445
general_forum_topic_unhidden (*aiogram.types.message.Message* *атрибут*), 144
GeneralForumTopicHidden (*клас в aiogram.types.general_forum_topic_hidden*),

118
GeneralForumTopicUnhidden (*клас в aiogram.types.general_forum_topic_unhidden*), 118
get() (*aiogram.fsm.scene.SceneRegistry метод*), 517
get_administrators() (*aiogram.types.chat.Chat метод*), 30
get_data() (*aiogram.fsm.scene.SceneWizard метод*), 519
get_data() (*aiogram.fsm.storage.base.BaseStorage метод*), 502
get_flag() (*в модулі aiogram.dispatcher.flags*), 527
get_locale() (*aiogram.utils.i18n.middleware.I18nMiddleware метод*), 540
get_member() (*aiogram.types.chat.Chat метод*), 34
get_member_count() (*aiogram.types.chat.Chat метод*), 34
get_profile_photos() (*aiogram.types.user.User метод*), 203
get_state() (*aiogram.fsm.storage.base.BaseStorage метод*), 501
get_url() (*aiogram.types.message.Message метод*), 187
GetChat (*клас в aiogram.methods.get_chat*), 323
GetChatAdministrators (*клас в aiogram.methods.get_chat_administrators*), 324
GetChatMember (*клас в aiogram.methods.get_chat_member*), 325
GetChatMemberCount (*клас в aiogram.methods.get_chat_member_count*), 326
GetChatMenuButton (*клас в aiogram.methods.get_chat_menu_button*), 327
GetCustomEmojiStickers (*клас в aiogram.methods.get_custom_emoji_stickers*), 284
GetFile (*клас в aiogram.methods.get_file*), 328
GetForumTopicIconStickers (*клас в aiogram.methods.get_forum_topic_icon_stickers*), 329
GetGameHighScores (*клас в aiogram.methods.get_game_high_scores*), 423
GetMe (*клас в aiogram.methods.get_me*), 329
GetMyCommands (*клас в aiogram.methods.get_my_commands*), 330
GetMyDefaultAdministratorRights (*клас в aiogram.methods.get_my_default_administrator_rights*), 331
GetMyDescription (*клас в aiogram.methods.get_my_description*), 332
GetMyName (*клас в aiogram.methods.get_my_name*), 333
GetMyShortDescription (*клас в aiogram.methods.get_my_short_description*), 334
GetStickerSet (*клас в aiogram.methods.get_sticker_set*), 285
GetUpdates (*клас в aiogram.methods.get_updates*), 436
GetUserChatBoosts (*клас в aiogram.methods.get_user_chat_boosts*), 335
GetUserProfilePhotos (*клас в aiogram.methods.get_user_profile_photos*), 335
GetWebhookInfo (*клас в aiogram.methods.get_webhook_info*), 437
GIF (*aiogram.enums.inline_query_result_type.InlineQueryResultType атрибут*), 450
gif_duration (*aiogram.types.inline_query_result_gif.InlineQueryRe атрибут*), 238
gif_file_id (*aiogram.types.inline_query_result_cached_gif.InlineQ атрибут*), 221
gif_height (*aiogram.types.inline_query_result_gif.InlineQueryResu атрибут*), 238
gif_url (*aiogram.types.inline_query_result_gif.InlineQueryResultGi атрибут*), 237
gif_width (*aiogram.types.inline_query_result_gif.InlineQueryResult атрибут*), 237
GIFT_CODE (*aiogram.enums.chat_boost_source_type.ChatBoostSourc атрибут*), 443
GIVEAWAY (*aiogram.enums.chat_boost_source_type.ChatBoostSource атрибут*), 443
GIVEAWAY (*aiogram.enums.content_type.ContentType атрибут*), 445
giveaway (*aiogram.types.external_reply_info.ExternalReplyInfo атрибут*), 114
giveaway (*aiogram.types.message.Message атрибут*), 144
Giveaway (*клас в aiogram.types.giveaway*), 118
GIVEAWAY_COMPLETED (*aiogram.enums.content_type.ContentType атрибут*), 445
giveaway_completed (*aiogram.types.message.Message атрибут*), 144
GIVEAWAY_CREATED (*aiogram.enums.content_type.ContentType атрибут*), 445
giveaway_created (*aiogram.types.message.Message атрибут*), 144
giveaway_message (*ai-*

*ogram.types.giveaway_completed.GiveawayCompleted* *атрибут*), 119
giveaway_message_id (*aiogram.types.chat_boost_source_giveaway.ChatBoostSourceGiveaway* *атрибут*), 44
giveaway_message_id (*aiogram.types.giveaway_winners.GiveawayWinners* *атрибут*), 120
GIVEAWAY_WINNERS (*aiogram.enums.content_type.ContentType* *атрибут*), 445
giveaway_winners (*aiogram.types.external_reply_info.ExternalReplyInfo* *атрибут*), 114
giveaway_winners (*aiogram.types.message.Message* *атрибут*), 144
GiveawayCompleted (*клас в aiogram.types.giveaway_completed*), 119
GiveawayCreated (*клас в aiogram.types.giveaway_created*), 119
GiveawayWinners (*клас в aiogram.types.giveaway_winners*), 120
google_place_id (*aiogram.methods.send_venue.SendVenue* *атрибут*), 374
google_place_id (*aiogram.types.inline_query_result_venue.InlineQueryResultVenue* *атрибут*), 246
google_place_id (*aiogram.types.input_venue_message_content.InputVenueMessageContent* *атрибут*), 257
google_place_id (*aiogram.types.venue.Venue* *атрибут*), 205
google_place_type (*aiogram.methods.send_venue.SendVenue* *атрибут*), 374
google_place_type (*aiogram.types.inline_query_result_venue.InlineQueryResultVenue* *атрибут*), 246
google_place_type (*aiogram.types.input_venue_message_content.InputVenueMessageContent* *атрибут*), 257
google_place_type (*aiogram.types.venue.Venue* *атрибут*), 205
goto() (*aiogram.fsm.scene.SceneWizard* *метод*), 519
GREEN (*aiogram.enums.topic_icon_color.TopicIconColor* *атрибут*), 455
GROUP (*aiogram.enums.chat_type.ChatType* *атрибут*), 443
GROUP_CHAT_CREATED (*aiogram.enums.content_type.ContentType* *атрибут*), 444
group_chat_created (*aiogram.types.message.Message* *атрибут*), 142
GTQ (*aiogram.enums.currency.Currency* *атрибут*), 447

## H

handlers (*aiogram.fsm.scene.SceneConfig* *атрибут*), 518
has_aggressive_anti_spam_enabled (*aiogram.types.chat.Chat* *атрибут*), 28
has_custom_certificate (*aiogram.types.webhook_info.WebhookInfo* *атрибут*), 278
has_hidden_members (*aiogram.types.chat.Chat* *атрибут*), 28
HAS_MEDIA_SPOILER (*aiogram.enums.content_type.ContentType* *атрибут*), 444
has_media_spoiler (*aiogram.types.external_reply_info.ExternalReplyInfo* *атрибут*), 114
has_media_spoiler (*aiogram.types.message.Message* *атрибут*), 142
has_private_forwards (*aiogram.types.chat.Chat* *атрибут*), 27
has_protected_content (*aiogram.types.chat.Chat* *атрибут*), 28
has_protected_content (*aiogram.types.message.Message* *атрибут*), 141
has_public_winners (*aiogram.types.giveaway.Giveaway* *атрибут*), 118
has_restricted_voice_and_video_messages (*aiogram.types.chat.Chat* *атрибут*), 28
has_spoiler (*aiogram.methods.send_animation.SendAnimation* *атрибут*), 349
has_spoiler (*aiogram.methods.send_photo.SendPhoto* *атрибут*), 369
has_spoiler (*aiogram.methods.send_video.SendVideo* *атрибут*), 377
has_spoiler (*aiogram.types.input_media_animation.InputMediaAni* *атрибут*), 125
has_spoiler (*aiogram.types.input_media_photo.InputMediaPhoto* *атрибут*), 128
has_spoiler (*aiogram.types.input_media_video.InputMediaVideo* *атрибут*), 129
has_visible_history (*aiogram.types.chat.Chat* *атрибут*), 28
hash (*aiogram.types.encrypted_credentials.EncryptedCredentials* *атрибут*), 261
hash (*aiogram.types.encrypted_passport_element.EncryptedPassportE* *атрибут*), 262

hash (*aiogram.utils.web_app.WebAppInitData атрибут*), 547
HASHTAG (*aiogram.enums.message_entity_type.MessageEntityType атрибут*), 452
HashTag (*клас в aiogram.utils.formatting*), 556
heading (*aiogram.methods.edit_message_live_location.EditMessageLiveLocation атрибут*), 410
heading (*aiogram.methods.send_location.SendLocation атрибут*), 362
heading (*aiogram.types.inline_query_result_location.InlineQueryResultLocation атрибут*), 240
heading (*aiogram.types.input_location_message_content.InputLocationMessageContent атрибут*), 255
heading (*aiogram.types.location.Location атрибут*), 135
height (*aiogram.methods.send_animation.SendAnimation атрибут*), 348
height (*aiogram.methods.send_video.SendVideo атрибут*), 377
height (*aiogram.types.animation.Animation атрибут*), 18
height (*aiogram.types.input_media_animation.InputMediaAnimation атрибут*), 125
height (*aiogram.types.input_media_video.InputMediaVideo атрибут*), 129
height (*aiogram.types.photo_size.PhotoSize атрибут*), 194
height (*aiogram.types.sticker.Sticker атрибут*), 259
height (*aiogram.types.video.Video атрибут*), 206
HIDDEN_USER (*aiogram.enums.message_origin_type.MessageOriginType атрибут*), 452
hide_url (*aiogram.types.inline_query_result_article.InlineQueryResultArticle атрибут*), 214
HideGeneralForumTopic (*клас в aiogram.methods.hide_general_forum_topic*), 336
HKD (*aiogram.enums.currency.Currency атрибут*), 447
HNL (*aiogram.enums.currency.Currency атрибут*), 447
horizontal_accuracy (*aiogram.methods.edit_message_live_location.EditMessageLiveLocation атрибут*), 410
horizontal_accuracy (*aiogram.methods.send_location.SendLocation атрибут*), 362
horizontal_accuracy (*aiogram.types.inline_query_result_location.InlineQueryResultLocation атрибут*), 240
horizontal_accuracy (*aiogram.types.input_location_message_content.InputLocationMessageContent атрибут*), 254
horizontal_accuracy (*aiogram.types.location.Location атрибут*), 135
HRK (*aiogram.enums.currency.Currency атрибут*), 447
HTML (*aiogram.enums.parse_mode.ParseMode атрибут*), 445
html_text (*aiogram.types.message.Message property*), 145
HUF (*aiogram.enums.currency.Currency атрибут*), 447

I

I18nMiddleware (*клас в aiogram.utils.i18n.middleware*), 540
icon_color (*aiogram.methods.create_forum_topic.CreateForumTopic атрибут*), 310
icon_color (*aiogram.types.forum_topic.ForumTopic атрибут*), 116
icon_color (*aiogram.types.forum_topic_created.ForumTopicCreated атрибут*), 117
icon_custom_emoji_id (*aiogram.methods.create_forum_topic.CreateForumTopic атрибут*), 310
icon_custom_emoji_id (*aiogram.methods.edit_forum_topic.EditForumTopic атрибут*), 317
icon_custom_emoji_id (*aiogram.types.forum_topic.ForumTopic атрибут*), 116
icon_custom_emoji_id (*aiogram.types.forum_topic_created.ForumTopicCreated атрибут*), 117
icon_custom_emoji_id (*aiogram.types.forum_topic_edited.ForumTopicEdited атрибут*), 117
id (*aiogram.types.callback_query.CallbackQuery атрибут*), 25
id (*aiogram.types.chat.Chat атрибут*), 26
id (*aiogram.types.inline_query.InlineQuery атрибут*), 210
id (*aiogram.types.inline_query_result_article.InlineQueryResultArticle атрибут*), 213
id (*aiogram.types.inline_query_result_audio.InlineQueryResultAudio атрибут*), 215
id (*aiogram.types.inline_query_result_cached_audio.InlineQueryResult атрибут*), 216
id (*aiogram.types.inline_query_result_cached_document.InlineQueryResult атрибут*), 219
id (*aiogram.types.inline_query_result_cached_gif.InlineQueryResult атрибут*), 220
id (*aiogram.types.inline_query_result_cached_mpeg4_gif.InlineQueryResult атрибут*), 223
id (*aiogram.types.inline_query_result_cached_photo.InlineQueryResult атрибут*), 225

id (aiogram.types.inline_query_result_cached_sticker.InlineQueryResultCachedSticker атрибут), 226
id (aiogram.types.inline_query_result_cached_video.InlineQueryResultCachedVideo атрибут), 229
id (aiogram.types.inline_query_result_cached_voice.InlineQueryResultCachedVoice атрибут), 231
id (aiogram.types.inline_query_result_contact.InlineQueryResultContact атрибут), 232
id (aiogram.types.inline_query_result_document.InlineQueryResultDocument атрибут), 235
id (aiogram.types.inline_query_result_game.InlineQueryResultGame атрибут), 236
id (aiogram.types.inline_query_result_gif.InlineQueryResultGif атрибут), 237
id (aiogram.types.inline_query_result_location.InlineQueryResultLocation атрибут), 239
id (aiogram.types.inline_query_result_mpeg4_gif.InlineQueryResultMpeg4Gif атрибут), 242
id (aiogram.types.inline_query_result_photo.InlineQueryResultPhoto атрибут), 243
id (aiogram.types.inline_query_result_venue.InlineQueryResultVenue атрибут), 245
id (aiogram.types.inline_query_result_video.InlineQueryResultVideo атрибут), 247
id (aiogram.types.inline_query_result_voice.InlineQueryResultVoice атрибут), 249
id (aiogram.types.poll.Poll атрибут), 194
id (aiogram.types.pre_checkout_query.PreCheckoutQuery атрибут), 272
id (aiogram.types.shipping_option.ShippingOption атрибут), 274
id (aiogram.types.shipping_query.ShippingQuery атрибут), 274
id (aiogram.types.story.Story атрибут), 201
id (aiogram.types.user.User атрибут), 202
id (aiogram.utils.web_app.WebAppChat атрибут), 548
id (aiogram.utils.web_app.WebAppUser атрибут), 547
IDENTITY_CARD (aiogram.enums.encrypted_passport_element.EncryptedPassportElement атрибут), 449
IDR (aiogram.enums.currency.Currency атрибут), 447
ILS (aiogram.enums.currency.Currency атрибут), 447
InaccessibleMessage (клас в aiogram.types.inaccessible_message), 121
include_router() (aiogram.dispatcher.router.Router метод), 460
include_routers() (aiogram.dispatcher.router.Router метод), 461
inline_keyboard (aiogram.types.media_group.MediaGroupBuilder атрибут), 122
inline_message_id (aiogram.methods.edit_message_caption.EditMessageCaption атрибут), 408
inline_message_id (aiogram.methods.edit_message_live_location.EditMessageLiveLocation атрибут), 410
inline_message_id (aiogram.methods.edit_message_media.EditMessageMedia атрибут), 412
inline_message_id (aiogram.methods.edit_message_reply_markup.EditMessageReplyMarkup атрибут), 413
inline_message_id (aiogram.methods.edit_message_text.EditMessageText атрибут), 415
inline_message_id (aiogram.methods.get_game_high_scores.GetGameHighScores атрибут), 423
inline_message_id (aiogram.methods.set_game_score.SetGameScore атрибут), 426
inline_message_id (aiogram.methods.stop_message_live_location.StopMessageLiveLocation атрибут), 417
inline_message_id (aiogram.types.callback_query.CallbackQuery атрибут), 25
inline_message_id (aiogram.types.chosen_inline_result.ChosenInlineResult атрибут), 210
inline_message_id (aiogram.types.sent_web_app_message.SentWebAppMessage атрибут), 257
INLINE_QUERY (aiogram.enums.update_type.UpdateType атрибут), 455
inline_query (aiogram.types.update.Update атрибут), 277
inline_query_id (aiogram.methods.answer_inline_query.AnswerInlineQuery атрибут), 419
InlineKeyboardBuilder (клас в aiogram.utils.keyboard), 534
InlineKeyboardButton (клас в aiogram.types.inline_keyboard_button), 121
InlineKeyboardMarkup (клас в aiogram.types.inline_keyboard_markup), 122
InlineQuery (клас в aiogram.types.inline_query), 210
InlineQueryResult (клас в aiogram.types.inline_query_result), 212

InlineQueryResultArticle (*клас в aiogram.types.inline_query_result_article*), 213
InlineQueryResultAudio (*клас в aiogram.types.inline_query_result_audio*), 214
InlineQueryResultCachedAudio (*клас в aiogram.types.inline_query_result_cached_audio*), 215
InlineQueryResultCachedDocument (*клас в aiogram.types.inline_query_result_cached_document*), 217
InlineQueryResultCachedGif (*клас в aiogram.types.inline_query_result_cached_gif*), 219
InlineQueryResultCachedMpeg4Gif (*клас в aiogram.types.inline_query_result_cached_mpeg4_gif*), 221
InlineQueryResultCachedPhoto (*клас в aiogram.types.inline_query_result_cached_photo*), 223
InlineQueryResultCachedSticker (*клас в aiogram.types.inline_query_result_cached_sticker*), 225
InlineQueryResultCachedVideo (*клас в aiogram.types.inline_query_result_cached_video*), 227
InlineQueryResultCachedVoice (*клас в aiogram.types.inline_query_result_cached_voice*), 230
InlineQueryResultContact (*клас в aiogram.types.inline_query_result_contact*), 232
InlineQueryResultDocument (*клас в aiogram.types.inline_query_result_document*), 233
InlineQueryResultGame (*клас в aiogram.types.inline_query_result_game*), 236
InlineQueryResultGif (*клас в aiogram.types.inline_query_result_gif*), 236
InlineQueryResultLocation (*клас в aiogram.types.inline_query_result_location*), 239
InlineQueryResultMpeg4Gif (*клас в aiogram.types.inline_query_result_mpeg4_gif*), 240
InlineQueryResultPhoto (*клас в aiogram.types.inline_query_result_photo*), 243
InlineQueryResultsButton (*клас в aiogram.types.inline_query_results_button*), 250
InlineQueryResultType (*клас в aiogram.enums.inline_query_result_type*), 450
InlineQueryResultVenue (*клас в aiogram.types.inline_query_result_venue*), 245
InlineQueryResultVideo (*клас в aiogram.types.inline_query_result_video*), 246
InlineQueryResultVoice (*клас в aiogram.types.inline_query_result_voice*), 248
input_field_placeholder (*aiogram.types.force_reply.ForceReply атрибут*), 116
input_field_placeholder (*aiogram.types.reply_keyboard_markup.ReplyKeyboardMarkup атрибут*), 198
input_message_content (*aiogram.types.inline_query_result_article.InlineQueryResultA атрибут*), 213
input_message_content (*aiogram.types.inline_query_result_audio.InlineQueryResultA атрибут*), 215
input_message_content (*aiogram.types.inline_query_result_cached_audio.InlineQuery атрибут*), 217
input_message_content (*aiogram.types.inline_query_result_cached_document.InlineQ атрибут*), 219
input_message_content (*aiogram.types.inline_query_result_cached_gif.InlineQueryRe атрибут*), 221
input_message_content (*aiogram.types.inline_query_result_cached_mpeg4_gif.InlineQ атрибут*), 223
input_message_content (*aiogram.types.inline_query_result_cached_photo.InlineQuery атрибут*), 225
input_message_content (*aiogram.types.inline_query_result_cached_sticker.InlineQuer атрибут*), 227
input_message_content (*aiogram.types.inline_query_result_cached_video.InlineQuery атрибут*), 229
input_message_content (*aiogram.types.inline_query_result_cached_voice.InlineQuery атрибут*), 231
input_message_content (*aiogram.types.inline_query_result_contact.InlineQueryResult атрибут*), 233
input_message_content (*aiogram.types.inline_query_result_document.InlineQueryRes атрибут*), 235

input_message_content (*aiogram.types.inline_query_result_gif.InlineQueryResultGif* атрибут), 238
input_message_content (*aiogram.types.inline_query_result_location.InlineQueryResultLocation* атрибут), 240
input_message_content (*aiogram.types.inline_query_result_mpeg4_gif.InlineQueryResultMpeg4Gif* атрибут), 242
input_message_content (*aiogram.types.inline_query_result_photo.InlineQueryResultPhoto* атрибут), 244
input_message_content (*aiogram.types.inline_query_result_venue.InlineQueryResultVenue* атрибут), 246
input_message_content (*aiogram.types.inline_query_result_video.InlineQueryResultVideo* атрибут), 248
input_message_content (*aiogram.types.inline_query_result_voice.InlineQueryResultVoice* атрибут), 250
InputContactMessageContent (*клас в aiogram.types.input_contact_message_content*), 251
InputFile (*клас в aiogram.types.input_file*), 123
InputInvoiceMessageContent (*клас в aiogram.types.input_invoice_message_content*), 251
InputLocationMessageContent (*клас в aiogram.types.input_location_message_content*), 254
InputMedia (*клас в aiogram.types.input_media*), 123
InputMediaAnimation (*клас в aiogram.types.input_media_animation*), 124
InputMediaAudio (*клас в aiogram.types.input_media_audio*), 125
InputMediaDocument (*клас в aiogram.types.input_media_document*), 126
InputMediaPhoto (*клас в aiogram.types.input_media_photo*), 127
InputMediaType (*клас в aiogram.enums.input_media_type*), 450
InputMediaVideo (*клас в aiogram.types.input_media_video*), 128
InputMessageContent (*клас в aiogram.types.input_message_content*), 255
InputSticker (*клас в aiogram.types.input_sticker*), 257
InputTextMessageContent (*клас в aiogram.types.input_text_message_content*), 255
InputVenueMessageContent (*клас в aiogram.types.input_venue_message_content*), 256
INR (*aiogram.enums.currency.Currency* атрибут), 447
INTERNAL_PASSPORT (*aiogram.enums.encrypted_passport_element.EncryptedPassport* атрибут), 449
invite_link (*aiogram.methods.edit_chat_invite_link.EditChatInviteLink* атрибут), 316
invite_link (*aiogram.methods.revoke_chat_invite_link.RevokeChatInviteLink* атрибут), 347
invite_link (*aiogram.types.chat.Chat* атрибут), 28
invite_link (*aiogram.types.chat_invite_link.ChatInviteLink* атрибут), 45
invite_link (*aiogram.types.chat_join_request.ChatJoinRequest* атрибут), 47
invite_link (*aiogram.types.chat_member_updated.ChatMemberUpdated* атрибут), 91
INVOICE (*aiogram.enums.content_type.ContentType* атрибут), 445
invoice (*aiogram.types.external_reply_info.ExternalReplyInfo* атрибут), 114
invoice (*aiogram.types.message.Message* атрибут), 143
Invoice (*клас в aiogram.types.invoice*), 271
invoice_payload (*aiogram.types.pre_checkout_query.PreCheckoutQuery* атрибут), 272
invoice_payload (*aiogram.types.shipping_query.ShippingQuery* атрибут), 274
invoice_payload (*aiogram.types.successful_payment.SuccessfulPayment* атрибут), 275
ip_address (*aiogram.methods.set_webhook.SetWebhook* атрибут), 439
ip_address (*aiogram.types.webhook_info.WebhookInfo* атрибут), 278
ip_filter_middleware() (*в модулі aiogram.webhook.aiohttp_server*), 487
IPFilter (*клас в aiogram.webhook.security*), 487
is_animated (*aiogram.types.sticker.Sticker* атрибут), 259
is_animated (*aiogram.types.sticker_set.StickerSet* атрибут), 260
is_anonymous (*aiogram.methods.promote_chat_member.PromoteChatMember* атрибут), 341
is_anonymous (*aiogram.methods.send_poll.SendPoll* атрибут), 371
is_anonymous (*aiogram.types.chat_administrator_rights.ChatAdministratorRights* атрибут), 41

is_anonymous (*aiogram.types.chat_member_administrator.ChatMemberAdministrator* *атрибут*), 85
is_anonymous (*aiogram.types.chat_member_owner.ChatMemberOwner* *атрибут*), 88
is_anonymous (*aiogram.types.poll.Poll* *атрибут*), 194
is_automatic_forward (*aiogram.types.message.Message* *атрибут*), 140
is_big (*aiogram.methods.set_message_reaction.SetMessageReaction* *атрибут*), 392
is_bot (*aiogram.types.user.User* *атрибут*), 202
is_bot (*aiogram.utils.web_app.WebAppUser* *атрибут*), 547
is_closed (*aiogram.methods.send_poll.SendPoll* *атрибут*), 372
is_closed (*aiogram.types.poll.Poll* *атрибут*), 194
is_disabled (*aiogram.types.link_preview_options.LinkPreviewOptions* *атрибут*), 134
is_flexible (*aiogram.methods.create_invoice_link.CreateInvoiceLink* *атрибут*), 431
is_flexible (*aiogram.methods.send_invoice.SendInvoice* *атрибут*), 434
is_flexible (*aiogram.types.input_invoice_message_content.InputInvoiceMessageContent* *атрибут*), 254
is_forum (*aiogram.types.chat.Chat* *атрибут*), 27
is_local (*aiogram.client.telegram.TelegramAPIServer* *атрибут*), 13
is_manual (*aiogram.types.text_quote.TextQuote* *атрибут*), 202
is_member (*aiogram.types.chat_member_restricted.ChatMemberRestricted* *атрибут*), 89
is_persistent (*aiogram.types.reply_keyboard_markup.ReplyKeyboardMarkup* *атрибут*), 198
is_personal (*aiogram.methods.answer_inline_query.AnswerInlineQuery* *атрибут*), 420
is_premium (*aiogram.types.user.User* *атрибут*), 203
is_premium (*aiogram.utils.web_app.WebAppUser* *атрибут*), 547
is_primary (*aiogram.types.chat_invite_link.ChatInviteLink* *атрибут*), 46
is_revoked (*aiogram.types.chat_invite_link.ChatInviteLink* *атрибут*), 46
is_topic_message (*aiogram.types.message.Message* *атрибут*), 140
is_unclaimed (*aiogram.types.chat_boost_source_giveaway.ChatBoostSourceGiveaway* *атрибут*), 44
is_video (*aiogram.types.sticker.Sticker* *атрибут*), 259
is_video (*aiogram.types.sticker_set.StickerSet* *атрибут*), 260
ISK (*aiogram.enums.currency.Currency* *атрибут*), 447
ITALIC (*aiogram.enums.message_entity_type.MessageEntityType* *атрибут*), 452
italic (*aiogram.utils.formatting*), 557


## J


JMD (*aiogram.enums.currency.Currency* *атрибут*), 447
join_by_request (*aiogram.types.chat.Chat* *атрибут*), 28
join_to_send_messages (*aiogram.types.chat.Chat* *атрибут*), 28
JPY (*aiogram.enums.currency.Currency* *атрибут*), 447


## K


KES (*aiogram.enums.currency.Currency* *атрибут*), 447
keyboard (*aiogram.types.reply_keyboard_markup.ReplyKeyboardMarkup* *атрибут*), 198
KeyboardButton (*клас в aiogram.types.keyboard_button*), 129
KeyboardButtonPollType (*клас в aiogram.types.keyboard_button_poll_type*), 130
KeyboardButtonPollTypeType (*клас в aiogram.enums.keyboard_button_poll_type_type*), 451
KeyboardButtonRequestChat (*клас в aiogram.types.keyboard_button_request_chat*), 131
KeyboardButtonRequestUser (*клас в aiogram.types.keyboard_button_request_user*), 132
KeyboardButtonRequestUsers (*клас в aiogram.types.keyboard_button_request_users*), 133
KeyBuilder (*клас в aiogram.fsm.storage.redis*), 501
keywords (*aiogram.methods.set_sticker_keywords.SetStickerKeywords* *атрибут*), 290
keywords (*aiogram.types.input_sticker.InputSticker* *атрибут*), 258
KGS (*aiogram.enums.currency.Currency* *атрибут*), 447
KICKED (*aiogram.enums.chat_member_status.ChatMemberStatus* *атрибут*), 443
KRW (*aiogram.enums.currency.Currency* *атрибут*), 447
KZT (*aiogram.enums.currency.Currency* *атрибут*), 447


## L


label (*aiogram.types.labeled_price.LabeledPrice* *атрибут*), 271

LabeledPrice (*клас в aiogram.types.labeled_price*), 271
language (*aiogram.types.message_entity.MessageEntity атрибут*), 189
language_code (*aiogram.methods.delete_my_commands.DeleteMyCommands атрибут*), 315
language_code (*aiogram.methods.get_my_commands.GetMyCommands атрибут*), 330
language_code (*aiogram.methods.get_my_description.GetMyDescription атрибут*), 332
language_code (*aiogram.methods.get_my_name.GetMyName атрибут*), 333
language_code (*aiogram.methods.get_my_short_description.GetMyShortDescription атрибут*), 334
language_code (*aiogram.methods.set_my_commands.SetMyCommands атрибут*), 393
language_code (*aiogram.methods.set_my_description.SetMyDescription атрибут*), 395
language_code (*aiogram.methods.set_my_name.SetMyName атрибут*), 396
language_code (*aiogram.methods.set_my_short_description.SetMyShortDescription атрибут*), 397
language_code (*aiogram.types.user.User атрибут*), 203
language_code (*aiogram.utils.web_app.WebAppUser атрибут*), 547
last_error_date (*aiogram.types.webhook_info.WebhookInfo атрибут*), 278
last_error_message (*aiogram.types.webhook_info.WebhookInfo атрибут*), 278
last_name (*aiogram.methods.send_contact.SendContact атрибут*), 355
last_name (*aiogram.types.chat.Chat атрибут*), 27
last_name (*aiogram.types.contact.Contact атрибут*), 111
last_name (*aiogram.types.inline_query_result_contact.InlineQueryResultContact атрибут*), 232
last_name (*aiogram.types.input_contact_message_content.InputContactMessageContent атрибут*), 251
last_name (*aiogram.types.user.User атрибут*), 202
last_name (*aiogram.utils.web_app.WebAppUser атрибут*), 547
last_synchronization_error_date (*aiogram.types.webhook_info.WebhookInfo атрибут*), 278
latitude (*aiogram.methods.edit_message_live_location.EditMessageLiveLocation атрибут*), 410
latitude (*aiogram.methods.send_location.SendLocation атрибут*), 362
latitude (*aiogram.methods.send_venue.SendVenue атрибут*), 374
latitude (*aiogram.types.inline_query_result_location.InlineQueryResultLocation атрибут*), 240
latitude (*aiogram.types.inline_query_result_venue.InlineQueryResultVenue атрибут*), 245
latitude (*aiogram.types.input_location_message_content.InputLocationMessageContent атрибут*), 254
latitude (*aiogram.types.input_venue_message_content.InputVenueMessageContent атрибут*), 256
latitude (*aiogram.types.location.Location атрибут*), 135
LBP (*aiogram.enums.currency.Currency атрибут*), 447
leave() (*aiogram.fsm.scene.SceneWizard метод*), 549
leave() (*aiogram.types.chat.Chat метод*), 34
LeaveChat (*клас в aiogram.methods.leave_chat*), 337
LEFT (*aiogram.enums.chat_member_status.ChatMemberStatus атрибут*), 443
LEFT_CHAT_MEMBER (*aiogram.enums.content_type.ContentType атрибут*), 444
left_chat_member (*aiogram.types.message.Message атрибут*), 142
length (*aiogram.methods.send_video_note.SendVideoNote атрибут*), 379
length (*aiogram.types.message_entity.MessageEntity атрибут*), 189
length (*aiogram.types.video_note.VideoNote атрибут*), 208
limit (*aiogram.methods.get_updates.GetUpdates атрибут*), 437
limit (*aiogram.methods.get_user_profile_photos.GetUserProfilePhotos атрибут*), 336
link_preview_options (*aiogram.methods.edit_message_text.EditMessageText атрибут*), 415
link_preview_options (*aiogram.methods.send_message.SendMessage атрибут*), 366
link_preview_options (*aiogram.types.input_text_message_content.InputTextMessageContent атрибут*), 256
link_preview_options (*aiogram.types.external_reply_info.ExternalReplyInfo атрибут*), 113
link_preview_options (*aiogram.types.message.Message атрибут*), 141
linked_chat_id (*aiogram.types.chat.Chat атрибут*), 29
LinkPreviewOptions (*клас в aiogram.types.link_preview_options*), 134
live_period (*aiogram.methods.send_location.SendLocation атрибут*), 362

live_period (*aiogram.types.inline_query_result_location.InlineQueryResultLocation атрибут*), 240
live_period (*aiogram.types.input_location_message_content.InputLocationMessageContent атрибут*), 254
live_period (*aiogram.types.location.Location атрибут*), 135
LKR (*aiogram.enums.currency.Currency атрибут*), 447
LOCATION (*aiogram.enums.content_type.ContentType атрибут*), 444
LOCATION (*aiogram.enums.inline_query_result_type.InlineQueryResultType атрибут*), 450
location (*aiogram.types.chat.Chat атрибут*), 29
location (*aiogram.types.chat_location.ChatLocation атрибут*), 84
location (*aiogram.types.chosen_inline_result.ChosenInlineResult атрибут*), 210
location (*aiogram.types.external_reply_info.ExternalReplyInfo атрибут*), 114
location (*aiogram.types.inline_query.InlineQuery атрибут*), 211
location (*aiogram.types.message.Message атрибут*), 142
location (*aiogram.types.venue.Venue атрибут*), 205
Location (*клас в aiogram.types.location*), 135
login_url (*aiogram.types.inline_keyboard_button.InlineKeyboardButton атрибут*), 122
LoginUrl (*клас в aiogram.types.login_url*), 135
LogOut (*клас в aiogram.methods.log_out*), 338
longitude (*aiogram.methods.edit_message_live_location.EditMessageLiveLocation атрибут*), 410
longitude (*aiogram.methods.send_location.SendLocation атрибут*), 362
longitude (*aiogram.methods.send_venue.SendVenue атрибут*), 374
longitude (*aiogram.types.inline_query_result_location.InlineQueryResultLocation атрибут*), 240
longitude (*aiogram.types.inline_query_result_venue.InlineQueryResultVenue атрибут*), 245
longitude (*aiogram.types.input_location_message_content.InputLocationMessageContent атрибут*), 254
longitude (*aiogram.types.input_venue_message_content.InputVenueMessageContent атрибут*), 256
longitude (*aiogram.types.location.Location атрибут*), 135


## M


MAD (*aiogram.enums.currency.Currency атрибут*), 447
magic_data (*aiogram.filters.magic_data.MagicData атрибут*), 477
magic_result (*aiogram.filters.command.CommandObject атрибут*), 471
MagicData (*клас в aiogram.filters.magic_data*), 477
make_request() (*aiogram.client.session.base.BaseSession метод*), 14
MARKDOWN (*aiogram.enums.parse_mode.ParseMode атрибут*), 453
MARKDOWN_V2 (*aiogram.enums.parse_mode.ParseMode атрибут*), 453
MASK (*aiogram.enums.sticker_type.StickerType атрибут*), 454
mask_position (*aiogram.methods.set_sticker_mask_position.SetStickerMaskPosition атрибут*), 291
mask_position (*aiogram.types.input_sticker.InputSticker атрибут*), 258
mask_position (*aiogram.types.sticker.Sticker атрибут*), 259
MaskPosition (*клас в aiogram.types.mask_position*), 258
MaskPositionPoint (*клас в aiogram.enums.mask_position_point*), 451
max_connections (*aiogram.methods.set_webhook.SetWebhook атрибут*), 439
max_connections (*aiogram.types.webhook_info.WebhookInfo атрибут*), 278
max_quantity (*aiogram.types.keyboard_button_request_users.KeyboardButtonRequestUsers атрибут*), 133
max_tip_amount (*aiogram.methods.create_invoice_link.CreateInvoiceLink атрибут*), 430
max_tip_amount (*aiogram.methods.send_invoice.SendInvoice атрибут*), 433
max_tip_amount (*aiogram.types.input_invoice_message_content.InputInvoiceMessageContent атрибут*), 253
MaybeInaccessibleMessage (*клас в aiogram.types.maybe_inaccessible_message*), 135
md_text (*aiogram.types.message.Message property*), 145
MDL (*aiogram.enums.currency.Currency атрибут*), 447
media (*aiogram.methods.edit_message_media.EditMessageMedia атрибут*), 412
media (*aiogram.methods.send_media_group.SendMediaGroup атрибут*), 364
media (*aiogram.types.input_media_animation.InputMediaAnimation атрибут*), 124
media (*aiogram.types.input_media_audio.InputMediaAudio атрибут*), 125
media (*aiogram.types.input_media_document.InputMediaDocument*

*ампубум*), 126
media (*aiogram.types.input_media_photo.InputMediaPhoto ампубум*), 127
media (*aiogram.types.input_media_video.InputMediaVideo ампубум*), 128
media_group_id (*aiogram.types.message.Message ампубум*), 141
MediaGroupBuilder (*клас в aiogram.utils.media_group*), 559
MEMBER (*aiogram.enums.chat_member_status.ChatMemberStatus ампубум*), 443
member_limit (*aiogram.methods.create_chat_invite_link.CreateChatInviteLink ампубум*), 308
member_limit (*aiogram.methods.edit_chat_invite_link.EditChatInviteLink ампубум*), 316
member_limit (*aiogram.types.chat_invite_link.ChatInviteLink ампубум*), 46
member_status_changed (*aiogram.filters.chat_member_updated.ChatMemberUpdated ампубум*), 472
MemoryStorage (*клас в aiogram.fsm.storage.memory*), 500
MENTION (*aiogram.enums.message_entity_type.MessageEntityType ампубум*), 452
mention (*aiogram.filters.command.CommandObject ампубум*), 471
mention_html() (*aiogram.types.user.User метод*), 203
mention_markdown() (*aiogram.types.user.User метод*), 203
mentioned (*aiogram.filters.command.CommandObject property*), 471
menu_button (*aiogram.methods.set_chat_menu_button.SetChatMenuButton ампубум*), 386
MenuButton (*клас в aiogram.types.menu_button*), 136
MenuButtonCommands (*клас в aiogram.types.menu_button_commands*), 137
MenuButtonDefault (*клас в aiogram.types.menu_button_default*), 137
MenuButtonType (*клас в aiogram.enums.menu_button_type*), 451
MenuButtonWebApp (*клас в aiogram.types.menu_button_web_app*), 137
MESSAGE (*aiogram.enums.update_type.UpdateType ампубум*), 455
message (*aiogram.handlers.callback_query.CallbackQueryHandler property*), 529
message (*aiogram.types.callback_query.CallbackQuery ампубум*), 25
message (*aiogram.types.passport_element_error_data_field.PassportElementErrorDataField ампубум*), 264
message (*aiogram.types.passport_element_error_file.PassportElemen ампубум*), 265
message (*aiogram.types.passport_element_error_files.PassportEleme ампубум*), 265
message (*aiogram.types.passport_element_error_front_side.Passport ампубум*), 266
message (*aiogram.types.passport_element_error_reverse_side.Passp ампубум*), 267
message (*aiogram.types.passport_element_error_selfie.PassportElem ампубум*), 267
message (*aiogram.types.passport_element_error_translation_file.Pas ампубум*), 268
message (*aiogram.types.passport_element_error_translation_files.Pa ампубум*), 269
message (*aiogram.types.passport_element_error_unspecified.Passpor ампубум*), 270
message (*aiogram.types.update.Update ампубум*), 276
message (*aiogram.types.message*), 138
message_auto_delete_time (*aiogram.types.chat.Chat ампубум*), 28
message_auto_delete_time (*aiogram.types.message_auto_delete_timer_changed.MessageA ампубум*), 188
MESSAGE_AUTO_DELETE_TIMER_CHANGED (*aiogram.enums.content_type.ContentType ампубум*), 444
message_auto_delete_timer_changed (*aiogram.types.message.Message ампубум*), 142
message_id (*aiogram.methods.copy_message.CopyMessage ампубум*), 305
message_id (*aiogram.methods.delete_message.DeleteMessage ампубум*), 406
message_id (*aiogram.methods.edit_message_caption.EditMessageCap ампубум*), 408
message_id (*aiogram.methods.edit_message_live_location.EditMessa ампубум*), 410
message_id (*aiogram.methods.edit_message_media.EditMessageMed ампубум*), 412
message_id (*aiogram.methods.edit_message_reply_markup.EditMess ампубум*), 413
message_id (*aiogram.methods.edit_message_text.EditMessageText ампубум*), 415
message_id (*aiogram.methods.forward_message.ForwardMessage ампубум*), 321
message_id (*aiogram.methods.get_game_high_scores.GetGameHighS ампубум*), 423
message_id (*aiogram.methods.pin_chat_message.PinChatMessage ампубум*), 339
message_id (*aiogram.methods.set_game_score.SetGameScore ампубум*), 426
message_id (*aiogram.methods.set_message_reaction.SetMessageReac ампубум*), 391

message_id (*aiogram.methods.stop_message_live_location.StopMessageLiveLocation ампубут*), 417
message_id (*aiogram.methods.stop_poll.StopPoll ампубут*), 418
message_id (*aiogram.methods.unpin_chat_message.UnpinChatMessage ампубут*), 404
message_id (*aiogram.types.external_reply_info.ExternalReplyInfo ампубут*), 113
message_id (*aiogram.types.inaccessible_message.InaccessibleMessage ампубут*), 121
message_id (*aiogram.types.message.Message ампубут*), 140
message_id (*aiogram.types.message_id.MessageId ампубут*), 189
message_id (*aiogram.types.message_origin_channel.MessageOriginChannel ампубут*), 190
message_id (*aiogram.types.message_reaction_count_updated.MessageReactionCountUpdated ампубут*), 192
message_id (*aiogram.types.message_reaction_updated.MessageReactionUpdated ампубут*), 193
message_id (*aiogram.types.reply_parameters.ReplyParameters ампубут*), 199
message_ids (*aiogram.methods.copy_messages.CopyMessages ампубут*), 307
message_ids (*aiogram.methods.delete_messages.DeleteMessages ампубут*), 407
message_ids (*aiogram.methods.forward_messages.ForwardMessages ампубут*), 322
MESSAGE_REACTION (*aiogram.enums.update_type.UpdateType ампубут*), 455
message_reaction (*aiogram.types.update.Update ампубут*), 276
MESSAGE_REACTION_COUNT (*aiogram.enums.update_type.UpdateType ампубут*), 455
message_reaction_count (*aiogram.types.update.Update ампубут*), 277
message_text (*aiogram.types.input_text_message_content.InputTextMessageContent ампубут*), 256
message_thread_id (*aiogram.methods.close_forum_topic.CloseForumTopic ампубут*), 302
message_thread_id (*aiogram.methods.copy_message.CopyMessage ампубут*), 305
message_thread_id (*aiogram.methods.copy_messages.CopyMessages ампубут*), 307
message_thread_id (*aiogram.methods.delete_forum_topic.DeleteForumTopic ампубут*), 314
message_thread_id (*aiogram.methods.edit_forum_topic.EditForumTopic ампубут*), 317
message_thread_id (*aiogram.methods.forward_message.ForwardMessage ампубут*), 321
message_thread_id (*aiogram.methods.forward_messages.ForwardMessages ампубут*), 322
message_thread_id (*aiogram.methods.reopen_forum_topic.ReopenForumTopic ампубут*), 343
message_thread_id (*aiogram.methods.send_animation.SendAnimation ампубут*), 348
message_thread_id (*aiogram.methods.send_audio.SendAudio ампубут*), 351
message_thread_id (*aiogram.methods.send_chat_action.SendChatAction ампубут*), 354
message_thread_id (*aiogram.methods.send_contact.SendContact ампубут*), 355
message_thread_id (*aiogram.methods.send_dice.SendDice ампубут*), 357
message_thread_id (*aiogram.methods.send_document.SendDocument ампубут*), 359
message_thread_id (*aiogram.methods.send_game.SendGame ампубут*), 424
message_thread_id (*aiogram.methods.send_invoice.SendInvoice ампубут*), 433
message_thread_id (*aiogram.methods.send_location.SendLocation ампубут*), 362
message_thread_id (*aiogram.methods.send_media_group.SendMediaGroup ампубут*), 364
message_thread_id (*aiogram.methods.send_message.SendMessage ампубут*), 366
message_thread_id (*aiogram.methods.send_photo.SendPhoto ампубут*), 369
message_thread_id (*aiogram.methods.send_poll.SendPoll ампубут*), 371
message_thread_id (*aiogram.methods.send_sticker.SendSticker ампубут*), 286
message_thread_id (*ai-*

*ogram.methods.send_venue.SendVenue атрибут*), 374
message_thread_id (*aiogram.methods.send_video.SendVideo атрибут*), 377
message_thread_id (*aiogram.methods.send_video_note.SendVideoNote атрибут*), 379
message_thread_id (*aiogram.methods.send_voice.SendVoice атрибут*), 382
message_thread_id (*aiogram.methods.unpin_all_forum_topic_messages.UnpinAllForumTopicMessages атрибут*), 402
message_thread_id (*aiogram.types.forum_topic.ForumTopic атрибут*), 116
message_thread_id (*aiogram.types.message.Message атрибут*), 140
MessageAutoDeleteTimerChanged (*клас в aiogram.types.message_auto_delete_timer_changed*), 188
MessageEntity (*клас в aiogram.types.message_entity*), 188
MessageEntityType (*клас в aiogram.enums.message_entity_type*), 452
MessageId (*клас в aiogram.types.message_id*), 189
MessageOrigin (*клас в aiogram.types.message_origin*), 190
MessageOriginChannel (*клас в aiogram.types.message_origin_channel*), 190
MessageOriginChat (*клас в aiogram.types.message_origin_chat*), 191
MessageOriginHiddenUser (*клас в aiogram.types.message_origin_hidden_user*), 191
MessageOriginType (*клас в aiogram.enums.message_origin_type*), 452
MessageOriginUser (*клас в aiogram.types.message_origin_user*), 192
MessageReactionCountUpdated (*клас в aiogram.types.message_reaction_count_updated*), 192
MessageReactionUpdated (*клас в aiogram.types.message_reaction_updated*), 193
MIGRATE_FROM_CHAT_ID (*aiogram.enums.content_type.ContentType атрибут*), 445
migrate_from_chat_id (*aiogram.types.message.Message атрибут*), 143
MIGRATE_TO_CHAT_ID (*aiogram.enums.content_type.ContentType атрибут*), 445
migrate_to_chat_id (*aiogram.types.message.Message атрибут*), 143
migrate_to_chat_id (*aiogram.types.response_parameters.ResponseParameters атрибут*), 200
mime_type (*aiogram.types.animation.Animation атрибут*), 19
mime_type (*aiogram.types.audio.Audio атрибут*), 19
mime_type (*aiogram.types.document.Document атрибут*), 112
mime_type (*aiogram.types.inline_query_result_document.InlineQuer атрибут*), 235
mime_type (*aiogram.types.inline_query_result_video.InlineQueryRes атрибут*), 248
mime_type (*aiogram.types.video.Video атрибут*), 206
mime_type (*aiogram.types.voice.Voice атрибут*), 208
MNT (*aiogram.enums.currency.Currency атрибут*), 447
model_computed_fields (*aiogram.filters.callback_data.CallbackData атрибут*), 478
model_computed_fields (*aiogram.methods.add_sticker_to_set.AddStickerToSet атрибут*), 280
model_computed_fields (*aiogram.methods.answer_callback_query.AnswerCallbackQuer атрибут*), 297
model_computed_fields (*aiogram.methods.answer_inline_query.AnswerInlineQuery атрибут*), 420
model_computed_fields (*aiogram.methods.answer_pre_checkout_query.AnswerPreChe атрибут*), 427
model_computed_fields (*aiogram.methods.answer_shipping_query.AnswerShippingQue атрибут*), 428
model_computed_fields (*aiogram.methods.answer_web_app_query.AnswerWebAppQue атрибут*), 422
model_computed_fields (*aiogram.methods.approve_chat_join_request.ApproveChatJoi атрибут*), 298
model_computed_fields (*aiogram.methods.ban_chat_member.BanChatMember атрибут*), 299

model_computed_fields (*aiogram.methods.ban_chat_sender_chat.BanChatSenderChat атрибут*), 300
model_computed_fields (*aiogram.methods.close.Close атрибут*), 301
model_computed_fields (*aiogram.methods.close_forum_topic.CloseForumTopic атрибут*), 302
model_computed_fields (*aiogram.methods.close_general_forum_topic.CloseGeneralForumTopic атрибут*), 303
model_computed_fields (*aiogram.methods.copy_message.CopyMessage атрибут*), 305
model_computed_fields (*aiogram.methods.copy_messages.CopyMessages атрибут*), 307
model_computed_fields (*aiogram.methods.create_chat_invite_link.CreateChatInviteLink атрибут*), 308
model_computed_fields (*aiogram.methods.create_forum_topic.CreateForumTopic атрибут*), 309
model_computed_fields (*aiogram.methods.create_invoice_link.CreateInvoiceLink атрибут*), 431
model_computed_fields (*aiogram.methods.create_new_sticker_set.CreateNewStickerSet атрибут*), 282
model_computed_fields (*aiogram.methods.decline_chat_join_request.DeclineChatJoinRequest атрибут*), 311
model_computed_fields (*aiogram.methods.delete_chat_photo.DeleteChatPhoto атрибут*), 312
model_computed_fields (*aiogram.methods.delete_chat_sticker_set.DeleteChatStickerSet атрибут*), 313
model_computed_fields (*aiogram.methods.delete_forum_topic.DeleteForumTopic атрибут*), 314
model_computed_fields (*aiogram.methods.delete_message.DeleteMessage атрибут*), 406
model_computed_fields (*aiogram.methods.delete_messages.DeleteMessages атрибут*), 407
model_computed_fields (*aiogram.methods.delete_my_commands.DeleteMyCommands атрибут*), 315
model_computed_fields (*aiogram.methods.delete_sticker_from_set.DeleteStickerFromSet атрибут*), 283
model_computed_fields (*aiogram.methods.delete_sticker_set.DeleteStickerSet атрибут*), 284
model_computed_fields (*aiogram.methods.delete_webhook.DeleteWebhook атрибут*), 435
model_computed_fields (*aiogram.methods.edit_chat_invite_link.EditChatInviteLink атрибут*), 316
model_computed_fields (*aiogram.methods.edit_forum_topic.EditForumTopic атрибут*), 317
model_computed_fields (*aiogram.methods.edit_general_forum_topic.EditGeneralForum атрибут*), 318
model_computed_fields (*aiogram.methods.edit_message_caption.EditMessageCaption атрибут*), 408
model_computed_fields (*aiogram.methods.edit_message_live_location.EditMessageLive атрибут*), 410
model_computed_fields (*aiogram.methods.edit_message_media.EditMessageMedia атрибут*), 412
model_computed_fields (*aiogram.methods.edit_message_reply_markup.EditMessageRe атрибут*), 413
model_computed_fields (*aiogram.methods.edit_message_text.EditMessageText атрибут*), 415
model_computed_fields (*aiogram.methods.export_chat_invite_link.ExportChatInviteLi атрибут*), 319
model_computed_fields (*aiogram.methods.forward_message.ForwardMessage атрибут*), 321
model_computed_fields (*aiogram.methods.forward_messages.ForwardMessages атрибут*), 322
model_computed_fields (*aiogram.methods.get_chat.GetChat атрибут*), 323
model_computed_fields (*aiogram.methods.get_chat_administrators.GetChatAdministra атрибут*), 324
model_computed_fields (*aiogram.methods.get_chat_member.GetChatMember атрибут*), 325
model_computed_fields (*aiogram.methods.get_chat_member_count.GetChatMemberCo атрибут*), 326
model_computed_fields (*aiogram.methods.get_chat_menu_button.GetChatMenuButton атрибут*), 327

model_computed_fields (*aiogram.methods.get_custom_emoji_stickers.GetCustomEmojiStickers ампубут*), 285
model_computed_fields (*aiogram.methods.get_file.GetFile ампубут*), 328
model_computed_fields (*aiogram.methods.get_forum_topic_icon_stickers.GetForumTopicIconStickers ампубут*), 329
model_computed_fields (*aiogram.methods.get_game_high_scores.GetGameHighScores ампубут*), 423
model_computed_fields (*aiogram.methods.get_me.GetMe ампубут*), 329
model_computed_fields (*aiogram.methods.get_my_commands.GetMyCommands ампубут*), 330
model_computed_fields (*aiogram.methods.get_my_default_administrator_rights.GetMyDefaultAdministratorRights ампубут*), 331
model_computed_fields (*aiogram.methods.get_my_description.GetMyDescription ампубут*), 332
model_computed_fields (*aiogram.methods.get_my_name.GetMyName ампубут*), 333
model_computed_fields (*aiogram.methods.get_my_short_description.GetMyShortDescription ампубут*), 334
model_computed_fields (*aiogram.methods.get_sticker_set.GetStickerSet ампубут*), 285
model_computed_fields (*aiogram.methods.get_updates.GetUpdates ампубут*), 437
model_computed_fields (*aiogram.methods.get_user_chat_boosts.GetUserChatBoosts ампубут*), 335
model_computed_fields (*aiogram.methods.get_user_profile_photos.GetUserProfilePhotos ампубут*), 336
model_computed_fields (*aiogram.methods.get_webhook_info.GetWebhookInfo ампубут*), 437
model_computed_fields (*aiogram.methods.hide_general_forum_topic.HideGeneralForumTopic ампубут*), 336
model_computed_fields (*aiogram.methods.leave_chat.LeaveChat ампубут*), 337
model_computed_fields (*aiogram.methods.log_out.LogOut ампубут*), 338
model_computed_fields (*aiogram.methods.pin_chat_message.PinChatMessage ампубут*), 339
model_computed_fields (*aiogram.methods.promote_chat_member.PromoteChatMember ампубут*), 342
model_computed_fields (*aiogram.methods.reopen_forum_topic.ReopenForumTopic ампубут*), 343
model_computed_fields (*aiogram.methods.reopen_general_forum_topic.ReopenGeneralForumTopic ампубут*), 344
model_computed_fields (*aiogram.methods.restrict_chat_member.RestrictChatMember ампубут*), 345
model_computed_fields (*aiogram.methods.revoke_chat_invite_link.RevokeChatInviteLink ампубут*), 346
model_computed_fields (*aiogram.methods.send_animation.SendAnimation ампубут*), 349
model_computed_fields (*aiogram.methods.send_audio.SendAudio ампубут*), 352
model_computed_fields (*aiogram.methods.send_chat_action.SendChatAction ампубут*), 354
model_computed_fields (*aiogram.methods.send_contact.SendContact ампубут*), 355
model_computed_fields (*aiogram.methods.send_dice.SendDice ампубут*), 357
model_computed_fields (*aiogram.methods.send_document.SendDocument ампубут*), 360
model_computed_fields (*aiogram.methods.send_game.SendGame ампубут*), 424
model_computed_fields (*aiogram.methods.send_invoice.SendInvoice ампубут*), 433
model_computed_fields (*aiogram.methods.send_location.SendLocation ампубут*), 362
model_computed_fields (*aiogram.methods.send_media_group.SendMediaGroup ампубут*), 364
model_computed_fields (*aiogram.methods.send_message.SendMessage ампубут*), 367
model_computed_fields (*aiogram.methods.send_photo.SendPhoto ампубут*), 369

model_computed_fields (*aiogram.methods.send_poll.SendPoll* *атрибут*), 372
model_computed_fields (*aiogram.methods.send_sticker.SendSticker* *атрибут*), 287
model_computed_fields (*aiogram.methods.send_venue.SendVenue* *атрибут*), 374
model_computed_fields (*aiogram.methods.send_video.SendVideo* *атрибут*), 377
model_computed_fields (*aiogram.methods.send_video_note.SendVideoNote* *атрибут*), 380
model_computed_fields (*aiogram.methods.send_voice.SendVoice* *атрибут*), 382
model_computed_fields (*aiogram.methods.set_chat_administrator_custom_title.SetChatAdministratorCustomTitle* *атрибут*), 384
model_computed_fields (*aiogram.methods.set_chat_description.SetChatDescription* *атрибут*), 385
model_computed_fields (*aiogram.methods.set_chat_menu_button.SetChatMenuButton* *атрибут*), 386
model_computed_fields (*aiogram.methods.set_chat_permissions.SetChatPermissions* *атрибут*), 387
model_computed_fields (*aiogram.methods.set_chat_photo.SetChatPhoto* *атрибут*), 388
model_computed_fields (*aiogram.methods.set_chat_sticker_set.SetChatStickerSet* *атрибут*), 389
model_computed_fields (*aiogram.methods.set_chat_title.SetChatTitle* *атрибут*), 390
model_computed_fields (*aiogram.methods.set_custom_emoji_sticker_set_thumbnail.SetCustomEmojiStickerSetThumbnail* *атрибут*), 288
model_computed_fields (*aiogram.methods.set_game_score.SetGameScore* *атрибут*), 426
model_computed_fields (*aiogram.methods.set_message_reaction.SetMessageReaction* *атрибут*), 392
model_computed_fields (*aiogram.methods.set_my_commands.SetMyCommands* *атрибут*), 393
model_computed_fields (*aiogram.methods.set_my_default_administrator_rights.SetMyDefaultAdministratorRights* *атрибут*), 394
model_computed_fields (*aiogram.methods.set_my_description.SetMyDescription* *атрибут*), 395
model_computed_fields (*aiogram.methods.set_my_name.SetMyName* *атрибут*), 396
model_computed_fields (*aiogram.methods.set_my_short_description.SetMyShortDescr* *атрибут*), 397
model_computed_fields (*aiogram.methods.set_passport_data_errors.SetPassportDataE* *атрибут*), 440
model_computed_fields (*aiogram.methods.set_sticker_emoji_list.SetStickerEmojiList* *атрибут*), 289
model_computed_fields (*aiogram.methods.set_sticker_keywords.SetStickerKeywords* *атрибут*), 290
model_computed_fields (*aiogram.methods.set_sticker_mask_position.SetStickerMaskP* *атрибут*), 291
model_computed_fields (*aiogram.methods.set_sticker_position_in_set.SetStickerPosit* *атрибут*), 292
model_computed_fields (*aiogram.methods.set_sticker_set_thumbnail.SetStickerSetThu* *атрибут*), 293
model_computed_fields (*aiogram.methods.set_sticker_set_title.SetStickerSetTitle* *атрибут*), 295
model_computed_fields (*aiogram.methods.set_webhook.SetWebhook* *атрибут*), 439
model_computed_fields (*aiogram.methods.stop_message_live_location.StopMessageLiv* *атрибут*), 417
model_computed_fields (*aiogram.methods.stop_poll.StopPoll* *атрибут*), 418
model_computed_fields (*aiogram.methods.unban_chat_member.UnbanChatMember* *атрибут*), 398
model_computed_fields (*aiogram.methods.unban_chat_sender_chat.UnbanChatSender* *атрибут*), 399
model_computed_fields (*aiogram.methods.unhide_general_forum_topic.UnhideGenera* *атрибут*), 400
model_computed_fields (*aiogram.methods.unpin_all_chat_messages.UnpinAllChatMes* *атрибут*), 401
model_computed_fields (*aiogram.methods.unpin_all_forum_topic_messages.UnpinAll* *атрибут*), 402

model_computed_fields (*aiogram.methods.unpin_all_general_forum_topic_messages.UnpinAllGeneralForumTopicMessages атрибут*), 403
model_computed_fields (*aiogram.methods.unpin_chat_message.UnpinChatMessage атрибут*), 404
model_computed_fields (*aiogram.methods.upload_sticker_file.UploadStickerFile атрибут*), 296
model_computed_fields (*aiogram.types.animation.Animation атрибут*), 18
model_computed_fields (*aiogram.types.audio.Audio атрибут*), 19
model_computed_fields (*aiogram.types.bot_command.BotCommand атрибут*), 20
model_computed_fields (*aiogram.types.bot_command_scope.BotCommandScope атрибут*), 20
model_computed_fields (*aiogram.types.bot_command_scope_all_chat_administrators.BotCommandScopeAllChatAdministrators атрибут*), 21
model_computed_fields (*aiogram.types.bot_command_scope_all_group_chats.BotCommandScopeAllGroupChats атрибут*), 21
model_computed_fields (*aiogram.types.bot_command_scope_all_private_chats.BotCommandScopeAllPrivateChats атрибут*), 21
model_computed_fields (*aiogram.types.bot_command_scope_chat.BotCommandScopeChat атрибут*), 22
model_computed_fields (*aiogram.types.bot_command_scope_chat_administrators.BotCommandScopeChatAdministrators атрибут*), 22
model_computed_fields (*aiogram.types.bot_command_scope_chat_member.BotCommandScopeChatMember атрибут*), 23
model_computed_fields (*aiogram.types.bot_command_scope_default.BotCommandScopeDefault атрибут*), 23
model_computed_fields (*aiogram.types.bot_description.BotDescription атрибут*), 24
model_computed_fields (*aiogram.types.bot_name.BotName атрибут*), 24
model_computed_fields (*aiogram.types.bot_short_description.BotShortDescription атрибут*), 24
model_computed_fields (*aiogram.types.callback_game.CallbackGame атрибут*), 279
model_computed_fields (*aiogram.types.callback_query.CallbackQuery атрибут*), 25
model_computed_fields (*aiogram.types.chat.Chat атрибут*), 29
model_computed_fields (*aiogram.types.chat_administrator_rights.ChatAdministratorRights атрибут*), 42
model_computed_fields (*aiogram.types.chat_boost.ChatBoost атрибут*), 42
model_computed_fields (*aiogram.types.chat_boost_added.ChatBoostAdded атрибут*), 43
model_computed_fields (*aiogram.types.chat_boost_removed.ChatBoostRemoved атрибут*), 43
model_computed_fields (*aiogram.types.chat_boost_source.ChatBoostSource атрибут*), 43
model_computed_fields (*aiogram.types.chat_boost_source_gift_code.ChatBoostSourceGiftCode атрибут*), 44
model_computed_fields (*aiogram.types.chat_boost_source_giveaway.ChatBoostSourceGiveaway атрибут*), 44
model_computed_fields (*aiogram.types.chat_boost_source_premium.ChatBoostSourcePremium атрибут*), 45
model_computed_fields (*aiogram.types.chat_boost_updated.ChatBoostUpdated атрибут*), 45
model_computed_fields (*aiogram.types.chat_invite_link.ChatInviteLink атрибут*), 46
model_computed_fields (*aiogram.types.chat_join_request.ChatJoinRequest атрибут*), 78
model_computed_fields (*aiogram.types.chat_location.ChatLocation атрибут*), 84
model_computed_fields (*aiogram.types.chat_member.ChatMember атрибут*), 84
model_computed_fields (*aiogram.types.chat_member_administrator.ChatMemberAdministrator атрибут*), 86
model_computed_fields (*aiogram.types.chat_member_banned.ChatMemberBanned атрибут*), 87
model_computed_fields (*aiogram.types.chat_member_left.ChatMemberLeft атрибут*), 87
model_computed_fields (*ai-*

ogram.types.chat_member_member.ChatMemberMember атрибут), 87
model_computed_fields (aiogram.types.chat_member_owner.ChatMemberOwner атрибут), 88
model_computed_fields (aiogram.types.chat_member_restricted.ChatMemberRestricted атрибут), 89
model_computed_fields (aiogram.types.chat_member_updated.ChatMemberUpdated атрибут), 103
model_computed_fields (aiogram.types.chat_permissions.ChatPermissions атрибут), 110
model_computed_fields (aiogram.types.chat_photo.ChatPhoto атрибут), 110
model_computed_fields (aiogram.types.chat_shared.ChatShared атрибут), 111
model_computed_fields (aiogram.types.chosen_inline_result.ChosenInlineResult атрибут), 210
model_computed_fields (aiogram.types.contact.Contact атрибут), 111
model_computed_fields (aiogram.types.dice.Dice атрибут), 112
model_computed_fields (aiogram.types.document.Document атрибут), 112
model_computed_fields (aiogram.types.encrypted_credentials.EncryptedCredentials атрибут), 261
model_computed_fields (aiogram.types.encrypted_passport_element.EncryptedPassportElement атрибут), 262
model_computed_fields (aiogram.types.error_event.ErrorEvent атрибут), 524
model_computed_fields (aiogram.types.external_reply_info.ExternalReplyInfo атрибут), 114
model_computed_fields (aiogram.types.file.File атрибут), 115
model_computed_fields (aiogram.types.force_reply.ForceReply атрибут), 116
model_computed_fields (aiogram.types.forum_topic.ForumTopic атрибут), 116
model_computed_fields (aiogram.types.forum_topic_closed.ForumTopicClosed атрибут), 116
model_computed_fields (aiogram.types.forum_topic_created.ForumTopicCreated атрибут), 117
model_computed_fields (aiogram.types.forum_topic_edited.ForumTopicEdited атрибут), 117
model_computed_fields (aiogram.types.forum_topic_reopened.ForumTopicReopened атрибут), 117
model_computed_fields (aiogram.types.game.Game атрибут), 279
model_computed_fields (aiogram.types.game_high_score.GameHighScore атрибут), 280
model_computed_fields (aiogram.types.general_forum_topic_hidden.GeneralForumTo атрибут), 118
model_computed_fields (aiogram.types.general_forum_topic_unhidden.GeneralForum атрибут), 118
model_computed_fields (aiogram.types.giveaway.Giveaway атрибут), 118
model_computed_fields (aiogram.types.giveaway_completed.GiveawayCompleted атрибут), 119
model_computed_fields (aiogram.types.giveaway_created.GiveawayCreated атрибут), 119
model_computed_fields (aiogram.types.giveaway_winners.GiveawayWinners атрибут), 120
model_computed_fields (aiogram.types.inaccessible_message.InaccessibleMessage атрибут), 121
model_computed_fields (aiogram.types.inline_keyboard_button.InlineKeyboardButton атрибут), 122
model_computed_fields (aiogram.types.inline_keyboard_markup.InlineKeyboardMarkup атрибут), 122
model_computed_fields (aiogram.types.inline_query.InlineQuery атрибут), 211
model_computed_fields (aiogram.types.inline_query_result.InlineQueryResult атрибут), 212
model_computed_fields (aiogram.types.inline_query_result_article.InlineQueryResultA атрибут), 213
model_computed_fields (aiogram.types.inline_query_result_audio.InlineQueryResultA атрибут), 215
model_computed_fields (ai-

*ogram.types.inline_query_result_cached_audio.InlineQueryResultCachedAudio* *ampибум*), 217
model_computed_fields (*ai-ogram.types.inline_query_result_cached_document.InlineQueryResultCachedDocument* *ampибум*), 219
model_computed_fields (*ai-ogram.types.inline_query_result_cached_gif.InlineQueryResultCachedGif* *ampибум*), 221
model_computed_fields (*ai-ogram.types.inline_query_result_cached_mpeg4_gif.InlineQueryResultCachedMpeg4Gif* *ampибум*), 223
model_computed_fields (*ai-ogram.types.inline_query_result_cached_photo.InlineQueryResultCachedPhoto* *ampибум*), 225
model_computed_fields (*ai-ogram.types.inline_query_result_cached_sticker.InlineQueryResultCachedSticker* *ampибум*), 226
model_computed_fields (*ai-ogram.types.inline_query_result_cached_video.InlineQueryResultCachedVideo* *ampибум*), 229
model_computed_fields (*ai-ogram.types.inline_query_result_cached_voice.InlineQueryResultCachedVoice* *ampибум*), 231
model_computed_fields (*ai-ogram.types.inline_query_result_contact.InlineQueryResultContact* *ampибум*), 233
model_computed_fields (*ai-ogram.types.inline_query_result_document.InlineQueryResultDocument* *ampибум*), 235
model_computed_fields (*ai-ogram.types.inline_query_result_game.InlineQueryResultGame* *ampибум*), 236
model_computed_fields (*ai-ogram.types.inline_query_result_gif.InlineQueryResultGif* *ampибум*), 238
model_computed_fields (*ai-ogram.types.inline_query_result_location.InlineQueryResultLocation* *ampибум*), 240
model_computed_fields (*ai-ogram.types.inline_query_result_mpeg4_gif.InlineQueryResultMpeg4Gif* *ampибум*), 242
model_computed_fields (*ai-ogram.types.inline_query_result_photo.InlineQueryResultPhoto* *ampибум*), 244
model_computed_fields (*ai-ogram.types.inline_query_result_venue.InlineQueryResultVenue* *ampибум*), 246
model_computed_fields (*ai-ogram.types.inline_query_result_video.InlineQueryResultVideo* *ampибум*), 248
model_computed_fields (*ai-ogram.types.inline_query_result_voice.InlineQueryResultVoice* *ampибум*), 249
model_computed_fields (*ai-ogram.types.inline_query_results_button.InlineQueryResultsButton* *ampибум*), 250
model_computed_fields (*ai-ogram.types.input_contact_message_content.InputContactMessageContent* *ampибум*), 251
model_computed_fields (*ai-ogram.types.input_invoice_message_content.InputInvoiceMessageContent* *ampибум*), 253
model_computed_fields (*ai-ogram.types.input_location_message_content.InputLocationMessageContent* *ampибум*), 254
model_computed_fields (*ai-ogram.types.input_media.InputMedia* *ampибум*), 123
model_computed_fields (*ai-ogram.types.input_media_animation.InputMediaAnimation* *ampибум*), 124
model_computed_fields (*ai-ogram.types.input_media_audio.InputMediaAudio* *ampибум*), 126
model_computed_fields (*ai-ogram.types.input_media_document.InputMediaDocument* *ampибум*), 127
model_computed_fields (*ai-ogram.types.input_media_photo.InputMediaPhoto* *ampибум*), 127
model_computed_fields (*ai-ogram.types.input_media_video.InputMediaVideo* *ampибум*), 129
model_computed_fields (*ai-ogram.types.input_message_content.InputMessageContent* *ampибум*), 255
model_computed_fields (*ai-ogram.types.input_sticker.InputSticker* *ampибум*), 257
model_computed_fields (*ai-ogram.types.input_text_message_content.InputTextMessageContent* *ampибум*), 256
model_computed_fields (*ai-ogram.types.input_venue_message_content.InputVenueMessageContent* *ampибум*), 256
model_computed_fields (*ai-ogram.types.invoice.Invoice* *ampибум*), 271
model_computed_fields (*ai-ogram.types.keyboard_button.KeyboardButton* *ampибум*), 130
model_computed_fields (*ai-ogram.types.keyboard_button_poll_type.KeyboardButtonPollType* *ampибум*), 130
model_computed_fields (*ai-ogram.types.keyboard_button_request_chat.KeyboardButtonRequestChat* *ampибум*), 131
model_computed_fields (*ai-

ogram.types.keyboard_button_request_user.KeyboardButtonRequestUser атрибут), 132
model_computed_fields (aiogram.types.keyboard_button_request_users.KeyboardButtonRequestUsers атрибут), 133
model_computed_fields (aiogram.types.labeled_price.LabeledPrice атрибут), 271
model_computed_fields (aiogram.types.link_preview_options.LinkPreviewOptions атрибут), 134
model_computed_fields (aiogram.types.location.Location атрибут), 135
model_computed_fields (aiogram.types.login_url.LoginUrl атрибут), 135
model_computed_fields (aiogram.types.mask_position.MaskPosition атрибут), 258
model_computed_fields (aiogram.types.maybe_inaccessible_message.MaybeInaccessibleMessage атрибут), 136
model_computed_fields (aiogram.types.menu_button.MenuButton атрибут), 136
model_computed_fields (aiogram.types.menu_button_commands.MenuButtonCommands атрибут), 137
model_computed_fields (aiogram.types.menu_button_default.MenuButtonDefault атрибут), 137
model_computed_fields (aiogram.types.menu_button_web_app.MenuButtonWebApp атрибут), 137
model_computed_fields (aiogram.types.message.Message атрибут), 144
model_computed_fields (aiogram.types.message_auto_delete_timer_changed.MessageAutoDeleteTimerChanged атрибут), 188
model_computed_fields (aiogram.types.message_entity.MessageEntity атрибут), 189
model_computed_fields (aiogram.types.message_id.MessageId атрибут), 189
model_computed_fields (aiogram.types.message_origin.MessageOrigin атрибут), 190
model_computed_fields (aiogram.types.message_origin_channel.MessageOriginChannel атрибут), 190
model_computed_fields (aiogram.types.message_origin_chat.MessageOriginChat атрибут), 191
model_computed_fields (aiogram.types.message_origin_hidden_user.MessageOriginHi атрибут), 191
model_computed_fields (aiogram.types.message_origin_user.MessageOriginUser атрибут), 192
model_computed_fields (aiogram.types.message_reaction_count_updated.MessageReac атрибут), 192
model_computed_fields (aiogram.types.message_reaction_updated.MessageReactionUp атрибут), 193
model_computed_fields (aiogram.types.order_info.OrderInfo атрибут), 272
model_computed_fields (aiogram.types.passport_data.PassportData атрибут), 263
model_computed_fields (aiogram.types.passport_element_error.PassportElementError атрибут), 263
model_computed_fields (aiogram.types.passport_element_error_data_field.PassportEl атрибут), 264
model_computed_fields (aiogram.types.passport_element_error_file.PassportElementE атрибут), 265
model_computed_fields (aiogram.types.passport_element_error_files.PassportElement атрибут), 265
model_computed_fields (aiogram.types.passport_element_error_front_side.PassportEl атрибут), 266
model_computed_fields (aiogram.types.passport_element_error_reverse_side.Passport атрибут), 267
model_computed_fields (aiogram.types.passport_element_error_selfie.PassportElemen атрибут), 267
model_computed_fields (aiogram.types.passport_element_error_translation_file.Passp атрибут), 268
model_computed_fields (aiogram.types.passport_element_error_translation_files.Pass атрибут), 269
model_computed_fields (aiogram.types.passport_element_error_unspecified.PassportEl атрибут), 270
model_computed_fields (aiogram.types.passport_file.PassportFile атрибут), 270
model_computed_fields (ai-

ogram.types.photo_size.PhotoSize атрибут), 194
model_computed_fields (aiogram.types.poll.Poll атрибут), 194
model_computed_fields (aiogram.types.poll_answer.PollAnswer атрибут), 195
model_computed_fields (aiogram.types.poll_option.PollOption атрибут), 195
model_computed_fields (aiogram.types.pre_checkout_query.PreCheckoutQuery атрибут), 272
model_computed_fields (aiogram.types.proximity_alert_triggered.ProximityAlertTriggered атрибут), 196
model_computed_fields (aiogram.types.reaction_count.ReactionCount атрибут), 196
model_computed_fields (aiogram.types.reaction_type.ReactionType атрибут), 196
model_computed_fields (aiogram.types.reaction_type_custom_emoji.ReactionTypeCustomEmoji атрибут), 197
model_computed_fields (aiogram.types.reaction_type_emoji.ReactionTypeEmoji атрибут), 197
model_computed_fields (aiogram.types.reply_keyboard_markup.ReplyKeyboardMarkup атрибут), 198
model_computed_fields (aiogram.types.reply_keyboard_remove.ReplyKeyboardRemove атрибут), 199
model_computed_fields (aiogram.types.reply_parameters.ReplyParameters атрибут), 200
model_computed_fields (aiogram.types.response_parameters.ResponseParameters атрибут), 200
model_computed_fields (aiogram.types.sent_web_app_message.SentWebAppMessage атрибут), 257
model_computed_fields (aiogram.types.shipping_address.ShippingAddress атрибут), 273
model_computed_fields (aiogram.types.shipping_option.ShippingOption атрибут), 274
model_computed_fields (aiogram.types.shipping_query.ShippingQuery атрибут), 274
model_computed_fields (aiogram.types.sticker.Sticker атрибут), 259
model_computed_fields (aiogram.types.sticker_set.StickerSet атрибут), 260
model_computed_fields (aiogram.types.story.Story атрибут), 200
model_computed_fields (aiogram.types.successful_payment.SuccessfulPayment атрибут), 275
model_computed_fields (aiogram.types.switch_inline_query_chosen_chat.SwitchInline атрибут), 201
model_computed_fields (aiogram.types.text_quote.TextQuote атрибут), 202
model_computed_fields (aiogram.types.update.Update атрибут), 277
model_computed_fields (aiogram.types.user.User атрибут), 203
model_computed_fields (aiogram.types.user_chat_boosts.UserChatBoosts атрибут), 204
model_computed_fields (aiogram.types.user_profile_photos.UserProfilePhotos атрибут), 204
model_computed_fields (aiogram.types.user_shared.UserShared атрибут), 204
model_computed_fields (aiogram.types.users_shared.UsersShared атрибут), 205
model_computed_fields (aiogram.types.venue.Venue атрибут), 205
model_computed_fields (aiogram.types.video.Video атрибут), 206
model_computed_fields (aiogram.types.video_chat_ended.VideoChatEnded атрибут), 206
model_computed_fields (aiogram.types.video_chat_participants_invited.VideoChatPar атрибут), 207
model_computed_fields (aiogram.types.video_chat_scheduled.VideoChatScheduled атрибут), 207
model_computed_fields (aiogram.types.video_chat_started.VideoChatStarted атрибут), 207
model_computed_fields (aiogram.types.video_note.VideoNote атрибут), 208
model_computed_fields (aiogram.types.voice.Voice атрибут), 208

model_computed_fields (*aiogram.types.web_app_data.WebAppData атрибут*), 209
model_computed_fields (*aiogram.types.web_app_info.WebAppInfo атрибут*), 209
model_computed_fields (*aiogram.types.webhook_info.WebhookInfo атрибут*), 278
model_computed_fields (*aiogram.types.write_access_allowed.WriteAccessAllowed атрибут*), 209
model_computed_fields (*aiogram.utils.web_app.WebAppChat атрибут*), 548
model_computed_fields (*aiogram.utils.web_app.WebAppInitData атрибут*), 546
model_computed_fields (*aiogram.utils.web_app.WebAppUser атрибут*), 548
model_config (*aiogram.utils.web_app.WebAppChat атрибут*), 549
model_config (*aiogram.utils.web_app.WebAppInitData атрибут*), 546
model_config (*aiogram.utils.web_app.WebAppUser атрибут*), 548
model_fields (*aiogram.utils.web_app.WebAppChat атрибут*), 549
model_fields (*aiogram.utils.web_app.WebAppInitData атрибут*), 546
model_fields (*aiogram.utils.web_app.WebAppUser атрибут*), 548
module
    aiogram.dispatcher.flags, 527
    aiogram.enums.bot_command_scope_type, 441
    aiogram.enums.chat_action, 442
    aiogram.enums.chat_boost_source_type, 443
    aiogram.enums.chat_member_status, 443
    aiogram.enums.chat_type, 443
    aiogram.enums.content_type, 444
    aiogram.enums.currency, 446
    aiogram.enums.dice_emoji, 449
    aiogram.enums.encrypted_passport_element, 449
    aiogram.enums.inline_query_result_type, 450
    aiogram.enums.input_media_type, 450
    aiogram.enums.keyboard_button_poll_type_type, 451
    aiogram.enums.mask_position_point, 451
    aiogram.enums.menu_button_type, 451
    aiogram.enums.message_entity_type, 452
    aiogram.enums.message_origin_type, 452
    aiogram.enums.parse_mode, 453
    aiogram.enums.passport_element_error_type, 453
    aiogram.enums.poll_type, 454
    aiogram.enums.reaction_type_type, 454
    aiogram.enums.sticker_format, 454
    aiogram.enums.sticker_type, 454
    aiogram.enums.topic_icon_color, 455
    aiogram.enums.update_type, 455
    aiogram.exceptions, 525
    aiogram.handlers.callback_query, 529
    aiogram.methods.add_sticker_to_set, 280
    aiogram.methods.answer_callback_query, 296
    aiogram.methods.answer_inline_query, 419
    aiogram.methods.answer_pre_checkout_query, 427
    aiogram.methods.answer_shipping_query, 428
    aiogram.methods.answer_web_app_query, 421
    aiogram.methods.approve_chat_join_request, 298
    aiogram.methods.ban_chat_member, 299
    aiogram.methods.ban_chat_sender_chat, 300
    aiogram.methods.close, 301
    aiogram.methods.close_forum_topic, 302
    aiogram.methods.close_general_forum_topic, 303
    aiogram.methods.copy_message, 304
    aiogram.methods.copy_messages, 306
    aiogram.methods.create_chat_invite_link, 308
    aiogram.methods.create_forum_topic, 309
    aiogram.methods.create_invoice_link, 429
    aiogram.methods.create_new_sticker_set, 281
    aiogram.methods.decline_chat_join_request, 310
    aiogram.methods.delete_chat_photo, 311
    aiogram.methods.delete_chat_sticker_set, 312
    aiogram.methods.delete_forum_topic, 313
    aiogram.methods.delete_message, 405
    aiogram.methods.delete_messages, 407
    aiogram.methods.delete_my_commands, 314
    aiogram.methods.delete_sticker_from_set, 283
    aiogram.methods.delete_sticker_set, 284
    aiogram.methods.delete_webhook, 435
    aiogram.methods.edit_chat_invite_link, 316
    aiogram.methods.edit_forum_topic, 317
    aiogram.methods.edit_general_forum_topic, 318

aiogram.methods.edit_message_caption, 408
aiogram.methods.edit_message_live_location, 409
aiogram.methods.edit_message_media, 411
aiogram.methods.edit_message_reply_markup, 413
aiogram.methods.edit_message_text, 414
aiogram.methods.export_chat_invite_link, 319
aiogram.methods.forward_message, 320
aiogram.methods.forward_messages, 322
aiogram.methods.get_chat, 323
aiogram.methods.get_chat_administrators, 324
aiogram.methods.get_chat_member, 325
aiogram.methods.get_chat_member_count, 326
aiogram.methods.get_chat_menu_button, 327
aiogram.methods.get_custom_emoji_stickers, 284
aiogram.methods.get_file, 328
aiogram.methods.get_forum_topic_icon_stickers, 329
aiogram.methods.get_game_high_scores, 423
aiogram.methods.get_me, 329
aiogram.methods.get_my_commands, 330
aiogram.methods.get_my_default_administrator_rights, 331
aiogram.methods.get_my_description, 332
aiogram.methods.get_my_name, 333
aiogram.methods.get_my_short_description, 334
aiogram.methods.get_sticker_set, 285
aiogram.methods.get_updates, 436
aiogram.methods.get_user_chat_boosts, 335
aiogram.methods.get_user_profile_photos, 335
aiogram.methods.get_webhook_info, 437
aiogram.methods.hide_general_forum_topic, 336
aiogram.methods.leave_chat, 337
aiogram.methods.log_out, 338
aiogram.methods.pin_chat_message, 339
aiogram.methods.promote_chat_member, 340
aiogram.methods.reopen_forum_topic, 343
aiogram.methods.reopen_general_forum_topic, 344
aiogram.methods.restrict_chat_member, 345
aiogram.methods.revoke_chat_invite_link, 346
aiogram.methods.send_animation, 347
aiogram.methods.send_audio, 350
aiogram.methods.send_chat_action, 353
aiogram.methods.send_contact, 355
aiogram.methods.send_dice, 357
aiogram.methods.send_document, 359
aiogram.methods.send_game, 424
aiogram.methods.send_invoice, 432
aiogram.methods.send_location, 361
aiogram.methods.send_media_group, 364
aiogram.methods.send_message, 366
aiogram.methods.send_photo, 368
aiogram.methods.send_poll, 370
aiogram.methods.send_sticker, 286
aiogram.methods.send_venue, 373
aiogram.methods.send_video, 376
aiogram.methods.send_video_note, 379
aiogram.methods.send_voice, 381
aiogram.methods.set_chat_administrator_custom_title, 383
aiogram.methods.set_chat_description, 385
aiogram.methods.set_chat_menu_button, 386
aiogram.methods.set_chat_permissions, 387
aiogram.methods.set_chat_photo, 388
aiogram.methods.set_chat_sticker_set, 389
aiogram.methods.set_chat_title, 390
aiogram.methods.set_custom_emoji_sticker_set_thumbnail, 288
aiogram.methods.set_game_score, 426
aiogram.methods.set_message_reaction, 391
aiogram.methods.set_my_commands, 393
aiogram.methods.set_my_default_administrator_rights, 394
aiogram.methods.set_my_description, 395
aiogram.methods.set_my_name, 396
aiogram.methods.set_my_short_description, 397
aiogram.methods.set_passport_data_errors, 440
aiogram.methods.set_sticker_emoji_list, 289
aiogram.methods.set_sticker_keywords, 290
aiogram.methods.set_sticker_mask_position, 291
aiogram.methods.set_sticker_position_in_set, 292
aiogram.methods.set_sticker_set_thumbnail, 293
aiogram.methods.set_sticker_set_title, 294
aiogram.methods.set_webhook, 438
aiogram.methods.stop_message_live_location, 416
aiogram.methods.stop_poll, 418
aiogram.methods.unban_chat_member, 398
aiogram.methods.unban_chat_sender_chat, 399

aiogram.methods.unhide_general_forum_topic, 400
aiogram.methods.unpin_all_chat_messages, 401
aiogram.methods.unpin_all_forum_topic_messages, 402
aiogram.methods.unpin_all_general_forum_topic_messages, 403
aiogram.methods.unpin_chat_message, 404
aiogram.methods.upload_sticker_file, 295
aiogram.types.animation, 18
aiogram.types.audio, 19
aiogram.types.bot_command, 20
aiogram.types.bot_command_scope, 20
aiogram.types.bot_command_scope_all_chat_administrators, 20
aiogram.types.bot_command_scope_all_group_chats, 21
aiogram.types.bot_command_scope_all_private_chats, 21
aiogram.types.bot_command_scope_chat, 22
aiogram.types.bot_command_scope_chat_administrators, 22
aiogram.types.bot_command_scope_chat_member, 23
aiogram.types.bot_command_scope_default, 23
aiogram.types.bot_description, 24
aiogram.types.bot_name, 24
aiogram.types.bot_short_description, 24
aiogram.types.callback_game, 279
aiogram.types.callback_query, 24
aiogram.types.chat, 26
aiogram.types.chat_administrator_rights, 40
aiogram.types.chat_boost, 42
aiogram.types.chat_boost_added, 43
aiogram.types.chat_boost_removed, 43
aiogram.types.chat_boost_source, 43
aiogram.types.chat_boost_source_gift_code, 44
aiogram.types.chat_boost_source_giveaway, 44
aiogram.types.chat_boost_source_premium, 45
aiogram.types.chat_boost_updated, 45
aiogram.types.chat_invite_link, 45
aiogram.types.chat_join_request, 46
aiogram.types.chat_location, 84
aiogram.types.chat_member, 84
aiogram.types.chat_member_administrator, 84
aiogram.types.chat_member_banned, 87
aiogram.types.chat_member_left, 87
aiogram.types.chat_member_member, 87
aiogram.types.chat_member_owner, 88
aiogram.types.chat_member_restricted, 89
aiogram.types.chat_member_updated, 90
aiogram.types.chat_permissions, 109
aiogram.types.chat_photo, 110
aiogram.types.chat_shared, 111
aiogram.types.chosen_inline_result, 210
aiogram.types.contact, 111
aiogram.types.dice, 112
aiogram.types.document, 112
aiogram.types.encrypted_credentials, 261
aiogram.types.encrypted_passport_element, 261
aiogram.types.error_event, 524
aiogram.types.external_reply_info, 113
aiogram.types.file, 115
aiogram.types.force_reply, 115
aiogram.types.forum_topic, 116
aiogram.types.forum_topic_closed, 116
aiogram.types.forum_topic_created, 117
aiogram.types.forum_topic_edited, 117
aiogram.types.forum_topic_reopened, 117
aiogram.types.game, 279
aiogram.types.game_high_score, 280
aiogram.types.general_forum_topic_hidden, 118
aiogram.types.general_forum_topic_unhidden, 118
aiogram.types.giveaway, 118
aiogram.types.giveaway_completed, 119
aiogram.types.giveaway_created, 119
aiogram.types.giveaway_winners, 120
aiogram.types.inaccessible_message, 121
aiogram.types.inline_keyboard_button, 121
aiogram.types.inline_keyboard_markup, 122
aiogram.types.inline_query, 210
aiogram.types.inline_query_result, 212
aiogram.types.inline_query_result_article, 213
aiogram.types.inline_query_result_audio, 214
aiogram.types.inline_query_result_cached_audio, 215
aiogram.types.inline_query_result_cached_document, 217
aiogram.types.inline_query_result_cached_gif, 219
aiogram.types.inline_query_result_cached_mpeg4_gif, 221
aiogram.types.inline_query_result_cached_photo, 223
aiogram.types.inline_query_result_cached_sticker, 225

aiogram.types.inline_query_result_cached_video, 227
aiogram.types.inline_query_result_cached_voice, 230
aiogram.types.inline_query_result_contact, 232
aiogram.types.inline_query_result_document, 233
aiogram.types.inline_query_result_game, 236
aiogram.types.inline_query_result_gif, 236
aiogram.types.inline_query_result_location, 239
aiogram.types.inline_query_result_mpeg4_gif, 240
aiogram.types.inline_query_result_photo, 243
aiogram.types.inline_query_result_venue, 245
aiogram.types.inline_query_result_video, 246
aiogram.types.inline_query_result_voice, 248
aiogram.types.inline_query_results_button, 250
aiogram.types.input_contact_message_content, 251
aiogram.types.input_file, 123
aiogram.types.input_invoice_message_content, 251
aiogram.types.input_location_message_content, 254
aiogram.types.input_media, 123
aiogram.types.input_media_animation, 124
aiogram.types.input_media_audio, 125
aiogram.types.input_media_document, 126
aiogram.types.input_media_photo, 127
aiogram.types.input_media_video, 128
aiogram.types.input_message_content, 255
aiogram.types.input_sticker, 257
aiogram.types.input_text_message_content, 255
aiogram.types.input_venue_message_content, 256
aiogram.types.invoice, 271
aiogram.types.keyboard_button, 129
aiogram.types.keyboard_button_poll_type, 130
aiogram.types.keyboard_button_request_chat, 131
aiogram.types.keyboard_button_request_user, 132
aiogram.types.keyboard_button_request_users, 133
aiogram.types.labeled_price, 271
aiogram.types.link_preview_options, 134
aiogram.types.location, 135
aiogram.types.login_url, 135
aiogram.types.mask_position, 258
aiogram.types.maybe_inaccessible_message, 136
aiogram.types.menu_button, 136
aiogram.types.menu_button_commands, 137
aiogram.types.menu_button_default, 137
aiogram.types.menu_button_web_app, 137
aiogram.types.message, 138
aiogram.types.message_auto_delete_timer_changed, 188
aiogram.types.message_entity, 188
aiogram.types.message_id, 189
aiogram.types.message_origin, 190
aiogram.types.message_origin_channel, 190
aiogram.types.message_origin_chat, 191
aiogram.types.message_origin_hidden_user, 191
aiogram.types.message_origin_user, 192
aiogram.types.message_reaction_count_updated, 192
aiogram.types.message_reaction_updated, 193
aiogram.types.order_info, 272
aiogram.types.passport_data, 263
aiogram.types.passport_element_error, 263
aiogram.types.passport_element_error_data_field, 263
aiogram.types.passport_element_error_file, 264
aiogram.types.passport_element_error_files, 265
aiogram.types.passport_element_error_front_side, 266
aiogram.types.passport_element_error_reverse_side, 266
aiogram.types.passport_element_error_selfie, 267
aiogram.types.passport_element_error_translation_file, 268
aiogram.types.passport_element_error_translation_files 269
aiogram.types.passport_element_error_unspecified, 270
aiogram.types.passport_file, 270
aiogram.types.photo_size, 193
aiogram.types.poll, 194
aiogram.types.poll_answer, 195
aiogram.types.poll_option, 195
aiogram.types.pre_checkout_query, 272

aiogram.types.proximity_alert_triggered, 196
aiogram.types.reaction_count, 196
aiogram.types.reaction_type, 196
aiogram.types.reaction_type_custom_emoji, 197
aiogram.types.reaction_type_emoji, 197
aiogram.types.reply_keyboard_markup, 197
aiogram.types.reply_keyboard_remove, 199
aiogram.types.reply_parameters, 199
aiogram.types.response_parameters, 200
aiogram.types.sent_web_app_message, 257
aiogram.types.shipping_address, 273
aiogram.types.shipping_option, 274
aiogram.types.shipping_query, 274
aiogram.types.sticker, 258
aiogram.types.sticker_set, 260
aiogram.types.story, 200
aiogram.types.successful_payment, 275
aiogram.types.switch_inline_query_chosen_chat, 201
aiogram.types.text_quote, 202
aiogram.types.update, 276
aiogram.types.user, 202
aiogram.types.user_chat_boosts, 204
aiogram.types.user_profile_photos, 204
aiogram.types.user_shared, 204
aiogram.types.users_shared, 205
aiogram.types.venue, 205
aiogram.types.video, 206
aiogram.types.video_chat_ended, 206
aiogram.types.video_chat_participants_invited, 207
aiogram.types.video_chat_scheduled, 207
aiogram.types.video_chat_started, 207
aiogram.types.video_note, 207
aiogram.types.voice, 208
aiogram.types.web_app_data, 209
aiogram.types.web_app_info, 209
aiogram.types.webhook_info, 278
aiogram.types.write_access_allowed, 209
MOUTH (*aiogram.enums.mask_position_point.MaskPositionPoint ампубут*), 451
mpeg4_duration (*aiogram.types.inline_query_result_mpeg4_gif.InlineQueryResultMpeg4Gif ампубут*), 242
mpeg4_file_id (*aiogram.types.inline_query_result_cached_mpeg4_gif.InlineQueryResultCachedMpeg4Gif ампубут*), 223
MPEG4_GIF (*aiogram.enums.inline_query_result_type.InlineQueryResultType ампубут*), 450
mpeg4_height (*aiogram.types.inline_query_result_mpeg4_gif.InlineQueryResultMpeg4Gif ампубут*), 242
mpeg4_url (*aiogram.types.inline_query_result_mpeg4_gif.InlineQueryResultMpeg4Gif ампубут*), 242
mpeg4_width (*aiogram.types.inline_query_result_mpeg4_gif.InlineQ ампубут*), 242
MUR (*aiogram.enums.currency.Currency ампубут*), 447
MVR (*aiogram.enums.currency.Currency ампубут*), 447
MXN (*aiogram.enums.currency.Currency ампубут*), 447
MY_CHAT_MEMBER (*aiogram.enums.update_type.UpdateType ампубут*), 455
my_chat_member (*aiogram.types.update.Update ампубут*), 277
MYR (*aiogram.enums.currency.Currency ампубут*), 447
MZN (*aiogram.enums.currency.Currency ампубут*), 447

## N

name (*aiogram.methods.add_sticker_to_set.AddStickerToSet ампубут*), 280
name (*aiogram.methods.create_chat_invite_link.CreateChatInviteLin ампубут*), 308
name (*aiogram.methods.create_forum_topic.CreateForumTopic ампубут*), 309
name (*aiogram.methods.create_new_sticker_set.CreateNewStickerSet ампубут*), 281
name (*aiogram.methods.delete_sticker_set.DeleteStickerSet ампубут*), 284
name (*aiogram.methods.edit_chat_invite_link.EditChatInviteLink ампубут*), 316
name (*aiogram.methods.edit_forum_topic.EditForumTopic ампубут*), 317
name (*aiogram.methods.edit_general_forum_topic.EditGeneralForum ампубут*), 318
name (*aiogram.methods.get_sticker_set.GetStickerSet ампубут*), 285
name (*aiogram.methods.set_custom_emoji_sticker_set_thumbnail.Se ампубут*), 288
name (*aiogram.methods.set_my_name.SetMyName ампубут*), 396
name (*aiogram.methods.set_sticker_set_thumbnail.SetStickerSetThu ампубут*), 293
name (*aiogram.methods.set_sticker_set_title.SetStickerSetTitle ампубут*), 294
name (*aiogram.types.bot_name.BotName ампубут*), 204
name (*aiogram.types.chat_invite_link.ChatInviteLink ампубут*), 46
name (*aiogram.types.forum_topic.ForumTopic ампубут*), 110
name (*aiogram.types.forum_topic_created.ForumTopicCreated ампубут*), 111

name (*aiogram.types.forum_topic_edited.ForumTopicEdited* *атрибут*), 117
name (*aiogram.types.order_info.OrderInfo* *атрибут*), 272
name (*aiogram.types.sticker_set.StickerSet* *атрибут*), 260
need_email (*aiogram.methods.create_invoice_link.CreateInvoiceLink* *атрибут*), 431
need_email (*aiogram.methods.send_invoice.SendInvoice* *атрибут*), 434
need_email (*aiogram.types.input_invoice_message_content.InputInvoiceMessageContent* *атрибут*), 254
need_name (*aiogram.methods.create_invoice_link.CreateInvoiceLink* *атрибут*), 431
need_name (*aiogram.methods.send_invoice.SendInvoice* *атрибут*), 434
need_name (*aiogram.types.input_invoice_message_content.InputInvoiceMessageContent* *атрибут*), 253
need_phone_number (*aiogram.methods.create_invoice_link.CreateInvoiceLink* *атрибут*), 431
need_phone_number (*aiogram.methods.send_invoice.SendInvoice* *атрибут*), 434
need_phone_number (*aiogram.types.input_invoice_message_content.InputInvoiceMessageContent* *атрибут*), 253
need_shipping_address (*aiogram.methods.create_invoice_link.CreateInvoiceLink* *атрибут*), 431
need_shipping_address (*aiogram.methods.send_invoice.SendInvoice* *атрибут*), 434
need_shipping_address (*aiogram.types.input_invoice_message_content.InputInvoiceMessageContent* *атрибут*), 254
needs_repainting (*aiogram.methods.create_new_sticker_set.CreateNewStickerSet* *атрибут*), 282
needs_repainting (*aiogram.types.sticker.Sticker* *атрибут*), 259
new_chat_member (*aiogram.types.chat_member_updated.ChatMemberUpdated* *атрибут*), 91
NEW_CHAT_MEMBERS (*aiogram.enums.content_type.ContentType* *атрибут*), 444
new_chat_members (*aiogram.types.message.Message* *атрибут*), 142
NEW_CHAT_PHOTO (*aiogram.enums.content_type.ContentType* *атрибут*), 444
new_chat_photo (*aiogram.types.message.Message* *атрибут*), 142
NEW_CHAT_TITLE (*aiogram.enums.content_type.ContentType* *атрибут*), 444
new_chat_title (*aiogram.types.message.Message* *атрибут*), 142
new_reaction (*aiogram.types.message_reaction_updated.MessageReactionUpdated* *атрибут*), 193
next_offset (*aiogram.methods.answer_inline_query.AnswerInlineQuery* *атрибут*), 420
NGN (*aiogram.enums.currency.Currency* *атрибут*), 447
NIO (*aiogram.enums.currency.Currency* *атрибут*), 447
NOK (*aiogram.enums.currency.Currency* *атрибут*), 447
NPR (*aiogram.enums.currency.Currency* *атрибут*), 447
NZD (*aiogram.enums.currency.Currency* *атрибут*), 448


## O


offset (*aiogram.methods.get_updates.GetUpdates* *атрибут*), 436
offset (*aiogram.methods.get_user_profile_photos.GetUserProfilePhotos* *атрибут*), 336
offset (*aiogram.types.inline_query.InlineQuery* *атрибут*), 210
offset (*aiogram.types.message_entity.MessageEntity* *атрибут*), 189
ok (*aiogram.methods.answer_pre_checkout_query.AnswerPreCheckoutQuery* *атрибут*), 427
ok (*aiogram.methods.answer_shipping_query.AnswerShippingQuery* *атрибут*), 428
old_chat_member (*aiogram.types.chat_member_updated.ChatMemberUpdated* *атрибут*), 91
old_reaction (*aiogram.types.message_reaction_updated.MessageReactionUpdated* *атрибут*), 193
one_time_keyboard (*aiogram.types.reply_keyboard_markup.ReplyKeyboardMarkup* *атрибут*), 198
only_if_banned (*aiogram.methods.unban_chat_member.UnbanChatMember* *атрибут*), 398
only_new_members (*aiogram.types.giveaway.Giveaway* *атрибут*), 118
only_new_members (*aiogram.types.giveaway_winners.GiveawayWinners* *атрибут*), 120
open_period (*aiogram.methods.send_poll.SendPoll* *атрибут*), 372
open_period (*aiogram.types.poll.Poll* *атрибут*), 195

option_ids (*aiogram.types.poll_answer.PollAnswer атрибут*), 195
options (*aiogram.methods.send_poll.SendPoll атрибут*), 371
options (*aiogram.types.poll.Poll атрибут*), 194
order_info (*aiogram.types.pre_checkout_query.PreCheckoutQuery атрибут*), 273
order_info (*aiogram.types.successful_payment.SuccessfulPayment атрибут*), 276
OrderInfo (*клас в aiogram.types.order_info*), 272
origin (*aiogram.types.external_reply_info.ExternalReplyInfo атрибут*), 113


## P


PAB (*aiogram.enums.currency.Currency атрибут*), 448
pack() (*aiogram.filters.callback_data.CallbackData метод*), 478
parse_mode (*aiogram.methods.copy_message.CopyMessage атрибут*), 305
parse_mode (*aiogram.methods.edit_message_caption.EditMessageCaption атрибут*), 408
parse_mode (*aiogram.methods.edit_message_text.EditMessageText атрибут*), 415
parse_mode (*aiogram.methods.send_animation.SendAnimation атрибут*), 349
parse_mode (*aiogram.methods.send_audio.SendAudio атрибут*), 351
parse_mode (*aiogram.methods.send_document.SendDocument атрибут*), 360
parse_mode (*aiogram.methods.send_message.SendMessage атрибут*), 366
parse_mode (*aiogram.methods.send_photo.SendPhoto атрибут*), 369
parse_mode (*aiogram.methods.send_video.SendVideo атрибут*), 377
parse_mode (*aiogram.methods.send_voice.SendVoice атрибут*), 382
parse_mode (*aiogram.types.inline_query_result_audio.InlineQueryResultAudio атрибут*), 215
parse_mode (*aiogram.types.inline_query_result_cached_audio.InlineQueryResultCachedAudio атрибут*), 217
parse_mode (*aiogram.types.inline_query_result_cached_document.InlineQueryResultCachedDocument атрибут*), 219
parse_mode (*aiogram.types.inline_query_result_cached_gif.InlineQueryResultCachedGif атрибут*), 221
parse_mode (*aiogram.types.inline_query_result_cached_mpeg4_gif.InlineQueryResultCachedMpeg4Gif атрибут*), 223
parse_mode (*aiogram.types.inline_query_result_cached_photo.InlineQueryResultCachedPhoto атрибут*), 225
parse_mode (*aiogram.types.inline_query_result_cached_video.InlineQueryResultCachedVideo атрибут*), 229
parse_mode (*aiogram.types.inline_query_result_cached_voice.InlineQueryResultCachedVoice атрибут*), 231
parse_mode (*aiogram.types.inline_query_result_document.InlineQue атрибут*), 235
parse_mode (*aiogram.types.inline_query_result_gif.InlineQueryResu атрибут*), 238
parse_mode (*aiogram.types.inline_query_result_mpeg4_gif.InlineQu атрибут*), 242
parse_mode (*aiogram.types.inline_query_result_photo.InlineQueryR атрибут*), 244
parse_mode (*aiogram.types.inline_query_result_video.InlineQueryRe атрибут*), 248
parse_mode (*aiogram.types.inline_query_result_voice.InlineQueryRe атрибут*), 250
parse_mode (*aiogram.types.input_media_animation.InputMediaAnim атрибут*), 124
parse_mode (*aiogram.types.input_media_audio.InputMediaAudio атрибут*), 126
parse_mode (*aiogram.types.input_media_document.InputMediaDocu атрибут*), 127
parse_mode (*aiogram.types.input_media_photo.InputMediaPhoto атрибут*), 128
parse_mode (*aiogram.types.input_media_video.InputMediaVideo атрибут*), 129
parse_mode (*aiogram.types.input_text_message_content.InputTextM атрибут*), 256
parse_webapp_init_data() (*в модулі aiogram.utils.web_app*), 545
ParseMode (*клас в aiogram.enums.parse_mode*), 453
PASSPORT (*aiogram.enums.encrypted_passport_element.EncryptedPas атрибут*), 449
PASSPORT_DATA (*aiogram.enums.content_type.ContentType атрибут*), 445
passport_data (*aiogram.types.message.Message атрибут*), 143
PASSPORT_REGISTRATION (*aiogram.enums.encrypted_passport_element.EncryptedPasspo атрибут*), 449
PassportData (*клас в aiogram.types.passport_data*), 263
PassportElementError (*клас в aiogram.types.passport_element_error*), 263
PassportElementErrorDataField (*клас в aiogram.types.passport_element_error_data_field*), 263
PassportElementErrorFile (*клас в aiogram.types.passport_element_error_file*), 264
PassportElementErrorFiles (*клас в aiogram.types.passport_element_error_files*), 265
PassportElementErrorFrontSide (*клас в aiogram.types.passport_element_error_front_side*), 266
PassportElementErrorReverseSide (*клас в ai-*

ogram.types.passport_element_error_reverse_side), 266
PassportElementErrorSelfie (клас в aiogram.types.passport_element_error_selfie), 267
PassportElementErrorTranslationFile (клас в aiogram.types.passport_element_error_translation_file), 268
PassportElementErrorTranslationFiles (клас в aiogram.types.passport_element_error_translation_files), 269
PassportElementErrorType (клас в aiogram.enums.passport_element_error_type), 453
PassportElementErrorUnspecified (клас в aiogram.types.passport_element_error_unspecified), 270
PassportFile (клас в aiogram.types.passport_file), 270
pattern (aiogram.filters.exception.ExceptionMessageFilter ампубут), 480
pay (aiogram.types.inline_keyboard_button.InlineKeyboardButton ампубут), 122
payload (aiogram.methods.create_invoice_link.CreateInvoiceLink ампубут), 430
payload (aiogram.methods.send_invoice.SendInvoice ампубут), 433
payload (aiogram.types.input_invoice_message_content.InputInvoiceMessageContent ампубут), 253
PEN (aiogram.enums.currency.Currency ампубут), 448
pending_join_request_count (aiogram.types.chat_invite_link.ChatInviteLink ампубут), 46
pending_update_count (aiogram.types.webhook_info.WebhookInfo ампубут), 278
performer (aiogram.methods.send_audio.SendAudio ампубут), 352
performer (aiogram.types.audio.Audio ампубут), 19
performer (aiogram.types.inline_query_result_audio.InlineQueryResultAudio ампубут), 215
performer (aiogram.types.input_media_audio.InputMediaAudio ампубут), 126
permissions (aiogram.methods.restrict_chat_member.RestrictChatMember ампубут), 345
permissions (aiogram.methods.set_chat_permissions.SetChatPermissions ампубут), 387
permissions (aiogram.types.chat.Chat ампубут), 28
PERSONAL_DETAILS (aiogram.enums.encrypted_passport_element.EncryptedPassport ампубут), 449
PHONE_NUMBER (aiogram.enums.encrypted_passport_element.EncryptedPassport ампубут), 449
PHONE_NUMBER (aiogram.enums.message_entity_type.MessageEntityType ампубут), 452
phone_number (aiogram.methods.send_contact.SendContact ампубут), 355
phone_number (aiogram.types.contact.Contact ампубут), 111
phone_number (aiogram.types.encrypted_passport_element.EncryptedPassportElement ампубут), 262
phone_number (aiogram.types.inline_query_result_contact.InlineQueryResultContact ампубут), 232
phone_number (aiogram.types.input_contact_message_content.InputContactMessageContent ампубут), 251
phone_number (aiogram.types.order_info.OrderInfo ампубут), 272
PhoneNumber (клас в aiogram.utils.formatting), 557
PHOTO (aiogram.enums.content_type.ContentType ампубут), 444
PHOTO (aiogram.enums.inline_query_result_type.InlineQueryResultType ампубут), 450
PHOTO (aiogram.enums.input_media_type.InputMediaType ампубут), 450
photo (aiogram.methods.send_photo.SendPhoto ампубут), 369
photo (aiogram.methods.set_chat_photo.SetChatPhoto ампубут), 388
photo (aiogram.types.message_entity.MessageEntity ампубут), 27
photo (aiogram.types.external_reply_info.ExternalReplyInfo ампубут), 114
photo (aiogram.types.game.Game ампубут), 279
photo (aiogram.types.message.Message ампубут), 141
photo_file_id (aiogram.types.inline_query_result_cached_photo.InlineQueryResultCachedPhoto ампубут), 225
photo_height (aiogram.methods.create_invoice_link.CreateInvoiceLink ампубут), 431
photo_height (aiogram.methods.send_invoice.SendInvoice ампубут), 434
photo_height (aiogram.types.inline_query_result_photo.InlineQueryResultPhoto ампубут), 244
photo_height (aiogram.types.input_invoice_message_content.InputInvoiceMessageContent ампубут), 253
photo_size (aiogram.methods.create_invoice_link.CreateInvoiceLink ампубут), 431
photo_size (aiogram.methods.send_invoice.SendInvoice ампубут), 433
photo_size (aiogram.types.input_invoice_message_content.InputInvoiceMessageContent ампубут), 253
photo_url (aiogram.methods.create_invoice_link.CreateInvoiceLink ампубут), 431
photo_url (aiogram.methods.send_invoice.SendInvoice

*атрибут*), 433
photo_url (*aiogram.types.inline_query_result_photo.InlineQueryResultPhoto атрибут*), 243
photo_url (*aiogram.types.input_invoice_message_content.InputInvoiceMessageContent атрибут*), 253
photo_url (*aiogram.utils.web_app.WebAppChat атрибут*), 548
photo_url (*aiogram.utils.web_app.WebAppUser атрибут*), 548
photo_width (*aiogram.methods.create_invoice_link.CreateInvoiceLink атрибут*), 431
photo_width (*aiogram.methods.send_invoice.SendInvoice атрибут*), 433
photo_width (*aiogram.types.inline_query_result_photo.InlineQueryResultPhoto атрибут*), 244
photo_width (*aiogram.types.input_invoice_message_content.InputInvoiceMessageContent атрибут*), 253
photos (*aiogram.types.user_profile_photos.UserProfilePhotos атрибут*), 204
PhotoSize (*клас в aiogram.types.photo_size*), 193
PHP (*aiogram.enums.currency.Currency атрибут*), 448
pin() (*aiogram.types.message.Message метод*), 187
pin_message() (*aiogram.types.chat.Chat метод*), 35
PinChatMessage (*клас в aiogram.methods.pin_chat_message*), 339
PINNED_MESSAGE (*aiogram.enums.content_type.ContentType атрибут*), 445
pinned_message (*aiogram.types.chat.Chat атрибут*), 28
pinned_message (*aiogram.types.message.Message атрибут*), 143
PKR (*aiogram.enums.currency.Currency атрибут*), 448
PLN (*aiogram.enums.currency.Currency атрибут*), 448
point (*aiogram.types.mask_position.MaskPosition атрибут*), 258
POLL (*aiogram.enums.content_type.ContentType атрибут*), 444
POLL (*aiogram.enums.update_type.UpdateType атрибут*), 455
poll (*aiogram.types.external_reply_info.ExternalReplyInfo атрибут*), 114
poll (*aiogram.types.message.Message атрибут*), 142
poll (*aiogram.types.update.Update атрибут*), 277
Poll (*клас в aiogram.types.poll*), 194
POLL_ANSWER (*aiogram.enums.update_type.UpdateType атрибут*), 455
poll_answer (*aiogram.types.update.Update атрибут*), 277
poll_id (*aiogram.types.poll_answer.PollAnswer атрибут*), 195
PollAnswer (*клас в aiogram.types.poll_answer*), 195
PollOption (*клас в aiogram.types.poll_option*), 195
PollType (*клас в aiogram.enums.poll_type*), 454
position (*aiogram.methods.set_sticker_position_in_set.SetStickerP атрибут*), 292
position (*aiogram.types.game_high_score.GameHighScore атрибут*), 280
position (*aiogram.types.text_quote.TextQuote атрибут*), 202
post_code (*aiogram.types.shipping_address.ShippingAddress атрибут*), 274
PRE (*aiogram.enums.message_entity_type.MessageEntityType атрибут*), 452
pre (*клас в aiogram.utils.formatting*), 558
PRE_CHECKOUT_QUERY (*aiogram.enums.update_type.UpdateType атрибут*), 455
pre_checkout_query (*aiogram.types.update.Update атрибут*), 277
pre_checkout_query_id (*aiogram.methods.answer_pre_checkout_query.AnswerPreChe атрибут*), 427
PreCheckoutQuery (*клас в aiogram.types.pre_checkout_query*), 272
prefer_large_media (*aiogram.types.link_preview_options.LinkPreviewOptions атрибут*), 134
prefer_small_media (*aiogram.types.link_preview_options.LinkPreviewOptions атрибут*), 134
prefix (*aiogram.filters.command.CommandObject атрибут*), 471
PREMIUM (*aiogram.enums.chat_boost_source_type.ChatBoostSourceT атрибут*), 443
premium_animation (*aiogram.types.sticker.Sticker атрибут*), 259
premium_subscription_month_count (*aiogram.types.giveaway.Giveaway атрибут*), 119
premium_subscription_month_count (*aiogram.types.giveaway_winners.GiveawayWinners атрибут*), 120
prepare_value() (*aiogram.client.session.base.BaseSession метод*), 14
prices (*aiogram.methods.create_invoice_link.CreateInvoiceLink атрибут*), 430
prices (*aiogram.methods.send_invoice.SendInvoice атрибут*), 433
prices (*aiogram.types.input_invoice_message_content.InputInvoice атрибут*), 253
prices (*aiogram.types.shipping_option.ShippingOption

*атрибут*), 274
PRIVATE (*aiogram.enums.chat_type.ChatType атрибут*), 443
prize_description (*aiogram.types.giveaway.Giveaway атрибут*), 118
prize_description (*aiogram.types.giveaway_winners.GiveawayWinners атрибут*), 120
profile_accent_color_id (*aiogram.types.chat.Chat атрибут*), 27
profile_background_custom_emoji_id (*aiogram.types.chat.Chat атрибут*), 27
promote() (*aiogram.types.chat.Chat метод*), 36
PromoteChatMember (*клас в aiogram.methods.promote_chat_member*), 340
protect_content (*aiogram.methods.copy_message.CopyMessage атрибут*), 305
protect_content (*aiogram.methods.copy_messages.CopyMessages атрибут*), 307
protect_content (*aiogram.methods.forward_message.ForwardMessage атрибут*), 321
protect_content (*aiogram.methods.forward_messages.ForwardMessages атрибут*), 322
protect_content (*aiogram.methods.send_animation.SendAnimation атрибут*), 349
protect_content (*aiogram.methods.send_audio.SendAudio атрибут*), 352
protect_content (*aiogram.methods.send_contact.SendContact атрибут*), 355
protect_content (*aiogram.methods.send_dice.SendDice атрибут*), 357
protect_content (*aiogram.methods.send_document.SendDocument атрибут*), 360
protect_content (*aiogram.methods.send_game.SendGame атрибут*), 424
protect_content (*aiogram.methods.send_invoice.SendInvoice атрибут*), 434
protect_content (*aiogram.methods.send_location.SendLocation атрибут*), 362
protect_content (*aiogram.methods.send_media_group.SendMediaGroup атрибут*), 364
protect_content (*aiogram.methods.send_message.SendMessage атрибут*), 367
protect_content (*aiogram.methods.send_photo.SendPhoto атрибут*), 369
protect_content (*aiogram.methods.send_poll.SendPoll атрибут*), 372
protect_content (*aiogram.methods.send_sticker.SendSticker атрибут*), 287
protect_content (*aiogram.methods.send_venue.SendVenue атрибут*), 375
protect_content (*aiogram.methods.send_video.SendVideo атрибут*), 377
protect_content (*aiogram.methods.send_video_note.SendVideoNote атрибут*), 380
protect_content (*aiogram.methods.send_voice.SendVoice атрибут*), 382
provider_data (*aiogram.methods.create_invoice_link.CreateInvoiceL атрибут*), 430
provider_data (*aiogram.methods.send_invoice.SendInvoice атрибут*), 433
provider_data (*aiogram.types.input_invoice_message_content.Inpu атрибут*), 253
provider_payment_charge_id (*aiogram.types.successful_payment.SuccessfulPayment атрибут*), 275
provider_token (*aiogram.methods.create_invoice_link.CreateInvoiceLink атрибут*), 430
provider_token (*aiogram.methods.send_invoice.SendInvoice атрибут*), 433
provider_token (*aiogram.types.input_invoice_message_content.InputInvoiceM атрибут*), 253
proximity_alert_radius (*aiogram.methods.edit_message_live_location.EditMessageLive атрибут*), 410
proximity_alert_radius (*aiogram.methods.send_location.SendLocation атрибут*), 362
proximity_alert_radius (*aiogram.types.inline_query_result_location.InlineQueryResul атрибут*), 240
proximity_alert_radius (*ai-

ogram.types.input_location_message_content.InputLocationMessageContent атрибут), 255
proximity_alert_radius (aiogram.types.location.Location атрибут), 135
PROXIMITY_ALERT_TRIGGERED (aiogram.enums.content_type.ContentType атрибут), 445
proximity_alert_triggered (aiogram.types.message.Message атрибут), 143
ProximityAlertTriggered (клас в aiogram.types.proximity_alert_triggered), 196
PYG (aiogram.enums.currency.Currency атрибут), 448
Python Enhancement Proposals
PEP 484, 3
PEP 492, 3

## Q

QAR (aiogram.enums.currency.Currency атрибут), 448
query (aiogram.types.chosen_inline_result.ChosenInlineResult атрибут), 210
query (aiogram.types.inline_query.InlineQuery атрибут), 210
query (aiogram.types.switch_inline_query_chosen_chat.SwitchInlineQueryChosenChat атрибут), 201
query_id (aiogram.utils.web_app.WebAppInitData атрибут), 546
question (aiogram.methods.send_poll.SendPoll атрибут), 371
question (aiogram.types.poll.Poll атрибут), 194
QUIZ (aiogram.enums.keyboard_button_poll_type_type.KeyboardButtonPollTypeType атрибут), 451
QUIZ (aiogram.enums.poll_type.PollType атрибут), 454
quote (aiogram.types.message.Message атрибут), 140
quote (aiogram.types.reply_parameters.ReplyParameters атрибут), 200
quote_entities (aiogram.types.reply_parameters.ReplyParameters атрибут), 200
quote_parse_mode (aiogram.types.reply_parameters.ReplyParameters атрибут), 200
quote_position (aiogram.types.reply_parameters.ReplyParameters атрибут), 200

## R

react() (aiogram.types.message.Message метод), 137
reaction (aiogram.methods.set_message_reaction.SetMessageReaction атрибут), 392
ReactionCount (клас в aiogram.types.reaction_count), 196
reactions (aiogram.types.message_reaction_count_updated.MessageReactionCountUpdated атрибут), 192
ReactionType (клас в aiogram.types.reaction_type), 196
ReactionTypeCustomEmoji (клас в aiogram.types.reaction_type_custom_emoji), 197
ReactionTypeEmoji (клас в aiogram.types.reaction_type_emoji), 197
ReactionTypeType (клас в aiogram.enums.reaction_type_type), 454
read() (aiogram.types.input_file.BufferedInputFile метод), 123
read() (aiogram.types.input_file.FSInputFile метод), 123
read() (aiogram.types.input_file.InputFile метод), 123
read() (aiogram.types.input_file.URLInputFile метод), 123
receiver (aiogram.utils.web_app.WebAppInitData атрибут), 546
RECORD_VIDEO (aiogram.enums.chat_action.ChatAction атрибут), 442
record_video() (aiogram.utils.chat_action.ChatActionSender class method), 543
RECORD_VIDEO_NOTE (aiogram.enums.chat_action.ChatAction атрибут), 442
record_video_note() (aiogram.utils.chat_action.ChatActionSender class method), 543
RECORD_VOICE (aiogram.enums.chat_action.ChatAction атрибут), 442
record_voice() (aiogram.utils.chat_action.ChatActionSender class method), 543
RED (aiogram.enums.topic_icon_color.TopicIconColor атрибут), 455
RedisStorage (клас в aiogram.fsm.storage.redis), 500
regexp_match (aiogram.filters.command.CommandObject атрибут), 471
register() (aiogram.fsm.scene.SceneRegistry метод), 517
register() (aiogram.webhook.aiohttp_server.BaseRequestHandler метод), 485
register() (aiogram.webhook.aiohttp_server.SimpleRequestHandler метод), 486

register() (*aiogram.webhook.aiohttp_server.TokenBasedRequestHandler* *метод*), 486
REGULAR (*aiogram.enums.keyboard_button_poll_type_type.KeyboardButtonPollTypeType* *атрибут*), 451
REGULAR (*aiogram.enums.poll_type.PollType* *атрибут*), 454
REGULAR (*aiogram.enums.sticker_type.StickerType* *атрибут*), 454
remove_caption (*aiogram.methods.copy_messages.CopyMessages* *атрибут*), 307
remove_date (*aiogram.types.chat_boost_removed.ChatBoostRemoved* *атрибут*), 43
remove_keyboard (*aiogram.types.reply_keyboard_remove.ReplyKeyboardRemove* *атрибут*), 199
REMOVED_CHAT_BOOST (*aiogram.enums.update_type.UpdateType* *атрибут*), 456
removed_chat_boost (*aiogram.types.update.Update* *атрибут*), 277
render() (*aiogram.utils.formatting.Text* *метод*), 555
RENTAL_AGREEMENT (*aiogram.enums.encrypted_passport_element.EncryptedPassportElement* *атрибут*), 449
ReopenForumTopic (*клас в aiogram.methods.reopen_forum_topic*), 343
ReopenGeneralForumTopic (*клас в aiogram.methods.reopen_general_forum_topic*), 344
reply() (*aiogram.types.message.Message* *метод*), 163
reply_animation() (*aiogram.types.message.Message* *метод*), 145
reply_audio() (*aiogram.types.message.Message* *метод*), 148
reply_contact() (*aiogram.types.message.Message* *метод*), 150
reply_dice() (*aiogram.types.message.Message* *метод*), 169
reply_document() (*aiogram.types.message.Message* *метод*), 152
reply_game() (*aiogram.types.message.Message* *метод*), 154
reply_invoice() (*aiogram.types.message.Message* *метод*), 155
reply_location() (*aiogram.types.message.Message* *метод*), 159
reply_markup (*aiogram.methods.copy_message.CopyMessage* *атрибут*), 305
reply_markup (*aiogram.methods.edit_message_caption.EditMessageCaption* *атрибут*), 408
reply_markup (*aiogram.methods.edit_message_live_location.EditMe* *атрибут*), 410
reply_markup (*aiogram.methods.edit_message_media.EditMessageM* *атрибут*), 412
reply_markup (*aiogram.methods.edit_message_reply_markup.EditM* *атрибут*), 413
reply_markup (*aiogram.methods.edit_message_text.EditMessageText* *атрибут*), 415
reply_markup (*aiogram.methods.send_animation.SendAnimation* *атрибут*), 349
reply_markup (*aiogram.methods.send_audio.SendAudio* *атрибут*), 352
reply_markup (*aiogram.methods.send_contact.SendContact* *атрибут*), 355
reply_markup (*aiogram.methods.send_dice.SendDice* *атрибут*), 357
reply_markup (*aiogram.methods.send_document.SendDocument* *атрибут*), 360
reply_markup (*aiogram.methods.send_game.SendGame* *атрибут*), 424
reply_markup (*aiogram.methods.send_invoice.SendInvoice* *атрибут*), 434
reply_markup (*aiogram.methods.send_location.SendLocation* *атрибут*), 362
reply_markup (*aiogram.methods.send_message.SendMessage* *атрибут*), 367
reply_markup (*aiogram.methods.send_photo.SendPhoto* *атрибут*), 369
reply_markup (*aiogram.methods.send_poll.SendPoll* *атрибут*), 372
reply_markup (*aiogram.methods.send_sticker.SendSticker* *атрибут*), 287
reply_markup (*aiogram.methods.send_venue.SendVenue* *атрибут*), 375
reply_markup (*aiogram.methods.send_video.SendVideo* *атрибут*), 377
reply_markup (*aiogram.methods.send_video_note.SendVideoNote* *атрибут*), 380
reply_markup (*aiogram.methods.send_voice.SendVoice* *атрибут*), 382
reply_markup (*aiogram.methods.stop_message_live_location.StopMe* *атрибут*), 417
reply_markup (*aiogram.methods.stop_poll.StopPoll* *атрибут*), 418
reply_markup (*aiogram.types.inline_query_result_article.InlineQuer* *атрибут*), 213
reply_markup (*aiogram.types.inline_query_result_audio.InlineQuery* *атрибут*), 215
reply_markup (*aiogram.types.inline_query_result_cached_audio.Inl* *атрибут*), 217
reply_markup (*aiogram.types.inline_query_result_cached_document* *атрибут*), 219
reply_markup (*aiogram.types.inline_query_result_cached_gif.Inline*

*ампубут*), 221
reply_markup (*aiogram.types.inline_query_result_cached_mpeg4_gif.InlineQueryResultCachedMpeg4Gif ампубут*), 223
reply_markup (*aiogram.types.inline_query_result_cached_photo.InlineQueryResultCachedPhoto ампубут*), 225
reply_markup (*aiogram.types.inline_query_result_cached_sticker.InlineQueryResultCachedSticker ампубут*), 226
reply_markup (*aiogram.types.inline_query_result_cached_video.InlineQueryResultCachedVideo ампубут*), 229
reply_markup (*aiogram.types.inline_query_result_cached_voice.InlineQueryResultCachedVoice ампубут*), 231
reply_markup (*aiogram.types.inline_query_result_contact.InlineQueryResultContact ампубут*), 233
reply_markup (*aiogram.types.inline_query_result_document.InlineQueryResultDocument ампубут*), 235
reply_markup (*aiogram.types.inline_query_result_game.InlineQueryResultGame ампубут*), 236
reply_markup (*aiogram.types.inline_query_result_gif.InlineQueryResultGif ампубут*), 238
reply_markup (*aiogram.types.inline_query_result_location.InlineQueryResultLocation ампубут*), 240
reply_markup (*aiogram.types.inline_query_result_mpeg4_gif.InlineQueryResultMpeg4Gif ампубут*), 242
reply_markup (*aiogram.types.inline_query_result_photo.InlineQueryResultPhoto ампубут*), 244
reply_markup (*aiogram.types.inline_query_result_venue.InlineQueryResultVenue ампубут*), 246
reply_markup (*aiogram.types.inline_query_result_video.InlineQueryResultVideo ампубут*), 248
reply_markup (*aiogram.types.inline_query_result_voice.InlineQueryResultVoice ампубут*), 250
reply_markup (*aiogram.types.message.Message ампубут*), 144
reply_media_group() (*aiogram.types.message.Message метод*), 161
reply_parameters (*aiogram.methods.copy_message.CopyMessage ампубут*), 305
reply_parameters (*aiogram.methods.send_animation.SendAnimation ампубут*), 349
reply_parameters (*aiogram.methods.send_audio.SendAudio ампубут*), 352
reply_parameters (*aiogram.methods.send_contact.SendContact ампубут*), 355
reply_parameters (*aiogram.methods.send_dice.SendDice ампубут*), 357
reply_parameters (*aiogram.methods.send_document.SendDocument ампубут*), 360
reply_parameters (*aiogram.methods.send_gif.SendGif ампубут*), 364
reply_parameters (*aiogram.methods.send_invoice.SendInvoice ампубут*), 424
reply_parameters (*aiogram.methods.send_location.SendLocation ампубут*), 362
reply_parameters (*aiogram.methods.send_media_group.SendMediaGroup ампубут*), 366
reply_parameters (*aiogram.methods.send_message.SendMessage ампубут*), 367
reply_parameters (*aiogram.methods.send_photo.SendPhoto ампубут*), 369
reply_parameters (*aiogram.methods.send_poll.SendPoll ампубут*), 372
reply_parameters (*aiogram.methods.send_sticker.SendSticker ампубут*), 287
reply_parameters (*aiogram.methods.send_venue.SendVenue ампубут*), 375
reply_parameters (*aiogram.methods.send_video.SendVideo ампубут*), 377
reply_parameters (*aiogram.methods.send_video_note.SendVideoNote ампубут*), 380
reply_parameters (*aiogram.methods.send_voice.SendVoice ампубут*), 382
reply_photo() (*aiogram.types.message.Message метод*), 164
reply_poll() (*aiogram.types.message.Message метод*), 166
reply_sticker() (*aiogram.types.message.Message метод*), 170
reply_to_message (*aiogram.types.message.Message ампубут*), 140
reply_to_message_id (*aiogram.methods.copy_message.CopyMessage ампубут*), 305
reply_to_message_id (*aiogram.methods.send_animation.SendAnimation ампубут*), 349
reply_to_message_id (*aiogram.methods.send_audio.SendAudio ампубут*), 352
reply_to_message_id (*ai-*

ogram.methods.send_contact.SendContact атрибут), 356
reply_to_message_id (aiogram.methods.send_dice.SendDice атрибут), 358
reply_to_message_id (aiogram.methods.send_document.SendDocument атрибут), 360
reply_to_message_id (aiogram.methods.send_game.SendGame атрибут), 424
reply_to_message_id (aiogram.methods.send_invoice.SendInvoice атрибут), 434
reply_to_message_id (aiogram.methods.send_location.SendLocation атрибут), 362
reply_to_message_id (aiogram.methods.send_media_group.SendMediaGroup атрибут), 364
reply_to_message_id (aiogram.methods.send_message.SendMessage атрибут), 367
reply_to_message_id (aiogram.methods.send_photo.SendPhoto атрибут), 369
reply_to_message_id (aiogram.methods.send_poll.SendPoll атрибут), 372
reply_to_message_id (aiogram.methods.send_sticker.SendSticker атрибут), 287
reply_to_message_id (aiogram.methods.send_venue.SendVenue атрибут), 375
reply_to_message_id (aiogram.methods.send_video.SendVideo атрибут), 378
reply_to_message_id (aiogram.methods.send_video_note.SendVideoNote атрибут), 380
reply_to_message_id (aiogram.methods.send_voice.SendVoice атрибут), 382
reply_to_story (aiogram.types.message.Message атрибут), 140
reply_venue() (aiogram.types.message.Message метод), 172
reply_video() (aiogram.types.message.Message метод), 174
reply_video_note() (aiogram.types.message.Message метод), 176
reply_voice() (aiogram.types.message.Message метод), 178
ReplyKeyboardBuilder (клас в aiogram.utils.keyboard), 536
ReplyKeyboardMarkup (клас в aiogram.types.reply_keyboard_markup), 197
ReplyKeyboardRemove (клас в aiogram.types.reply_keyboard_remove), 199
ReplyParameters (клас в aiogram.types.reply_parameters), 199
request_chat (aiogram.types.keyboard_button.KeyboardButton атрибут), 130
request_contact (aiogram.types.keyboard_button.KeyboardButton атрибут), 130
request_id (aiogram.types.chat_shared.ChatShared атрибут), 111
request_id (aiogram.types.keyboard_button_request_chat.KeyboardB атрибут), 131
request_id (aiogram.types.keyboard_button_request_user.KeyboardB атрибут), 132
request_id (aiogram.types.keyboard_button_request_users.Keyboard атрибут), 133
request_id (aiogram.types.user_shared.UserShared атрибут), 204
request_id (aiogram.types.users_shared.UsersShared атрибут), 205
request_location (aiogram.types.keyboard_button.KeyboardButton атрибут), 130
request_poll (aiogram.types.keyboard_button.KeyboardButton атрибут), 130
request_user (aiogram.types.keyboard_button.KeyboardButton атрибут), 130
request_users (aiogram.types.keyboard_button.KeyboardButton атрибут), 129
request_write_access (aiogram.types.login_url.LoginUrl атрибут), 136
reset_data_on_enter (aiogram.fsm.scene.SceneConfig атрибут), 518
reset_history_on_enter (aiogram.fsm.scene.SceneConfig атрибут), 518
resize_keyboard (aiogram.types.reply_keyboard_markup.ReplyKeyboardMarkup атрибут), 198
resolve_bot() (aiogram.webhook.aiohttp_server.BaseRequestHandle метод), 485
resolve_bot() (aiogram.webhook.aiohttp_server.SimpleRequestHand метод), 486
resolve_bot() (aiogram.webhook.aiohttp_server.TokenBasedRequest

*метод*), 487
resolve_used_update_types() (*aiogram.dispatcher.router.Router метод*), 461
ResponseParameters (*клас в aiogram.types.response_parameters*), 200
RestartingTelegram, 525
restrict() (*aiogram.types.chat.Chat метод*), 37
RestrictChatMember (*клас в aiogram.methods.restrict_chat_member*), 345
RESTRICTED (*aiogram.enums.chat_member_status.ChatMemberStatus атрибут*), 443
result (*aiogram.methods.answer_web_app_query.AnswerWebAppQuery атрибут*), 422
result_id (*aiogram.types.chosen_inline_result.ChosenInlineResult атрибут*), 210
results (*aiogram.methods.answer_inline_query.AnswerInlineQuery атрибут*), 419
retake() (*aiogram.fsm.scene.SceneWizard метод*), 519
retry_after (*aiogram.types.response_parameters.ResponseParameters атрибут*), 200
REVERSE_SIDE (*aiogram.enums.passport_element_error_type.PassportElementErrorType атрибут*), 453
reverse_side (*aiogram.types.encrypted_passport_element.EncryptedPassportElement атрибут*), 262
revoke_invite_link() (*aiogram.types.chat.Chat метод*), 31
revoke_messages (*aiogram.methods.ban_chat_member.BanChatMember атрибут*), 299
RevokeChatInviteLink (*клас в aiogram.methods.revoke_chat_invite_link*), 346
rights (*aiogram.methods.set_my_default_administrator_rights.SetMyDefaultAdministratorRights атрибут*), 394
RON (*aiogram.enums.currency.Currency атрибут*), 448
ROSE (*aiogram.enums.topic_icon_color.TopicIconColor атрибут*), 455
Router (*клас в aiogram.dispatcher.router*), 460
row() (*aiogram.utils.keyboard.InlineKeyboardBuilder метод*), 535
row() (*aiogram.utils.keyboard.ReplyKeyboardBuilder метод*), 537
RSD (*aiogram.enums.currency.Currency атрибут*), 448
RUB (*aiogram.enums.currency.Currency атрибут*), 448
run_polling() (*aiogram.dispatcher.dispatcher.Dispatcher метод*), 467

## S

safe_parse_webapp_init_data() (*в модулі aiogram.utils.web_app*), 545
SAR (*aiogram.enums.currency.Currency атрибут*), 448
scale (*aiogram.types.mask_position.MaskPosition атрибут*), 258
Scene (*клас в aiogram.fsm.scene*), 516
SceneConfig (*клас в aiogram.fsm.scene*), 518
SceneException, 525
SceneRegistry (*клас в aiogram.fsm.scene*), 516
ScenesManager (*клас в aiogram.fsm.scene*), 517
SceneWizard (*клас в aiogram.fsm.scene*), 518
scope (*aiogram.methods.delete_my_commands.DeleteMyCommands атрибут*), 315
scope (*aiogram.methods.get_my_commands.GetMyCommands атрибут*), 330
scope (*aiogram.methods.set_my_commands.SetMyCommands атрибут*), 393
score (*aiogram.methods.set_game_score.SetGameScore атрибут*), 426
score (*aiogram.types.game_high_score.GameHighScore атрибут*), 280
secret (*aiogram.types.encrypted_credentials.EncryptedCredentials атрибут*), 261
secret_token (*aiogram.methods.set_webhook.SetWebhook атрибут*), 439
SEK (*aiogram.enums.currency.Currency атрибут*), 448
selective (*aiogram.types.force_reply.ForceReply атрибут*), 116
selective (*aiogram.types.reply_keyboard_markup.ReplyKeyboardMa атрибут*), 198
selective (*aiogram.types.reply_keyboard_remove.ReplyKeyboardRem атрибут*), 199
SELFIE (*aiogram.enums.passport_element_error_type.PassportEleme атрибут*), 453
selfie (*aiogram.types.encrypted_passport_element.EncryptedPasspo атрибут*), 262
send_copy() (*aiogram.types.message.Message метод*), 180
send_email_to_provider (*aiogram.methods.create_invoice_link.CreateInvoiceLink атрибут*), 431
send_email_to_provider (*aiogram.methods.send_invoice.SendInvoice атрибут*), 434
send_email_to_provider (*aiogram.types.input_invoice_message_content.InputInvoiceM атрибут*), 254
send_phone_number_to_provider (*aiogram.methods.create_invoice_link.CreateInvoiceLink атрибут*), 431
send_phone_number_to_provider (*ai-*

ogram.methods.send_invoice.SendInvoice атрибут), 434
send_phone_number_to_provider (aiogram.types.input_invoice_message_content.InputInvoiceMessageContent атрибут), 254
SendAnimation (клас в aiogram.methods.send_animation), 347
SendAudio (клас в aiogram.methods.send_audio), 350
SendChatAction (клас в aiogram.methods.send_chat_action), 353
SendContact (клас в aiogram.methods.send_contact), 355
SendDice (клас в aiogram.methods.send_dice), 357
SendDocument (клас в aiogram.methods.send_document), 359
SENDER (aiogram.enums.chat_type.ChatType атрибут), 443
sender_boost_count (aiogram.types.message.Message атрибут), 140
sender_chat (aiogram.types.message.Message атрибут), 140
sender_chat (aiogram.types.message_origin_chat.MessageOriginChat атрибут), 191
sender_chat_id (aiogram.methods.ban_chat_sender_chat.BanChatSenderChat атрибут), 300
sender_chat_id (aiogram.methods.unban_chat_sender_chat.UnbanChatSenderChat атрибут), 399
sender_user (aiogram.types.message_origin_user.MessageOriginUser атрибут), 192
sender_user_name (aiogram.types.message_origin_hidden_user.MessageOriginHiddenUser атрибут), 191
SendGame (клас в aiogram.methods.send_game), 424
SendInvoice (клас в aiogram.methods.send_invoice), 432
SendLocation (клас в aiogram.methods.send_location), 361
SendMediaGroup (клас в aiogram.methods.send_media_group), 364
SendMessage (клас в aiogram.methods.send_message), 366
SendPhoto (клас в aiogram.methods.send_photo), 368
SendPoll (клас в aiogram.methods.send_poll), 370
SendSticker (клас в aiogram.methods.send_sticker), 286
SendVenue (клас в aiogram.methods.send_venue), 373
SendVideo (клас в aiogram.methods.send_video), 376
SendVideoNote (клас в aiogram.methods.send_video_note), 379
SendVoice (клас в aiogram.methods.send_voice), 381
SentWebAppMessage (клас в aiogram.types.sent_web_app_message), 257
set_administrator_custom_title() (aiogram.types.chat.Chat метод), 35
set_data() (aiogram.fsm.scene.SceneWizard метод), 520
set_data() (aiogram.fsm.storage.base.BaseStorage метод), 501
set_description() (aiogram.types.chat.Chat метод), 39
set_locale() (aiogram.utils.i18n.middleware.FSMI18nMiddleware метод), 540
set_name (aiogram.types.sticker.Sticker атрибут), 259
set_permissions() (aiogram.types.chat.Chat метод), 36
set_photo() (aiogram.types.chat.Chat метод), 39
set_position_in_set() (aiogram.types.sticker.Sticker метод), 259
set_state() (aiogram.fsm.storage.base.BaseStorage метод), 501
set_sticker_set() (aiogram.types.chat.Chat метод), 33
set_title() (aiogram.types.chat.Chat метод), 39
SetChatAdministratorCustomTitle (клас в aiogram.methods.set_chat_administrator_custom_title), 383
SetChatDescription (клас в aiogram.methods.set_chat_description), 385
SetChatMenuButton (клас в aiogram.methods.set_chat_menu_button), 386
SetChatPermissions (клас в aiogram.methods.set_chat_permissions), 387
SetChatPhoto (клас в aiogram.methods.set_chat_photo), 388
SetChatStickerSet (клас в aiogram.methods.set_chat_sticker_set), 389
SetChatTitle (клас в aiogram.methods.set_chat_title), 390
SetCustomEmojiStickerSetThumbnail (клас в aiogram.methods.set_custom_emoji_sticker_set_thumbnail), 288
SetGameScore (клас в aiogram.methods.set_game_score), 426
SetMessageReaction (клас в ai-

ogram.methods.set_message_reaction), 391
SetMyCommands (клас в aiogram.methods.set_my_commands), 393
SetMyDefaultAdministratorRights (клас в aiogram.methods.set_my_default_administrator_rights) 394
SetMyDescription (клас в aiogram.methods.set_my_description), 395
SetMyName (клас в aiogram.methods.set_my_name), 396
SetMyShortDescription (клас в aiogram.methods.set_my_short_description), 397
SetPassportDataErrors (клас в aiogram.methods.set_passport_data_errors), 440
SetStickerEmojiList (клас в aiogram.methods.set_sticker_emoji_list), 289
SetStickerKeywords (клас в aiogram.methods.set_sticker_keywords), 290
SetStickerMaskPosition (клас в aiogram.methods.set_sticker_mask_position), 291
SetStickerPositionInSet (клас в aiogram.methods.set_sticker_position_in_set), 292
SetStickerSetThumbnail (клас в aiogram.methods.set_sticker_set_thumbnail), 293
SetStickerSetTitle (клас в aiogram.methods.set_sticker_set_title), 294
setup() (aiogram.utils.i18n.middleware.I18nMiddleware метод), 540
SetWebhook (клас в aiogram.methods.set_webhook), 438
SGD (aiogram.enums.currency.Currency атрибут), 448
shifted_id (aiogram.types.chat.Chat property), 29
shipping_address (aiogram.types.order_info.OrderInfo атрибут), 272
shipping_address (aiogram.types.shipping_query.ShippingQuery атрибут), 274
shipping_option_id (aiogram.types.pre_checkout_query.PreCheckoutQuery атрибут), 272
shipping_option_id (aiogram.types.successful_payment.SuccessfulPayment атрибут), 275
shipping_options (aiogram.methods.answer_shipping_query.AnswerShippingQue атрибут), 429
SHIPPING_QUERY (aiogram.enums.update_type.UpdateType атрибут), 455
shipping_query (aiogram.types.update.Update атрибут), 277
shipping_query_id (aiogram.methods.answer_shipping_query.AnswerShippingQue атрибут), 428
ShippingAddress (клас в aiogram.types.shipping_address), 273
ShippingOption (клас в aiogram.types.shipping_option), 274
ShippingQuery (клас в aiogram.types.shipping_query), 274
short_description (aiogram.methods.set_my_short_description.SetMyShortDescr атрибут), 397
short_description (aiogram.types.bot_short_description.BotShortDescription атрибут), 24
show_above_text (aiogram.types.link_preview_options.LinkPreviewOptions атрибут), 134
show_alert (aiogram.methods.answer_callback_query.AnswerCallbac атрибут), 297
show_alert (aiogram.utils.callback_answer.CallbackAnswer property), 551
SimpleI18nMiddleware (клас в aiogram.utils.i18n.middleware), 539
SimpleRequestHandler (клас в aiogram.webhook.aiohttp_server), 485
SLOT_MACHINE (aiogram.enums.dice_emoji.DiceEmoji атрибут), 449
SLOT_MACHINE (aiogram.types.dice.DiceEmoji атрибут), 112
slow_mode_delay (aiogram.types.chat.Chat атрибут), 28
small_file_id (aiogram.types.chat_photo.ChatPhoto атрибут), 110
small_file_unique_id (aiogram.types.chat_photo.ChatPhoto атрибут), 110
source (aiogram.types.chat_boost.ChatBoost атрибут), 42
source (aiogram.types.chat_boost_removed.ChatBoostRemoved атрибут), 43
source (aiogram.types.chat_boost_source_gift_code.ChatBoostSourc атрибут), 44
source (aiogram.types.chat_boost_source_giveaway.ChatBoostSource

*ампубут*), 44
source (*aiogram.types.chat_boost_source_premium.ChatBoostSourcePremium* *ампубут*), 45
source (*aiogram.types.passport_element_error_data_field.PassportElementErrorDataField* *ампубут*), 264
source (*aiogram.types.passport_element_error_file.PassportElementErrorFile* *ампубут*), 264
source (*aiogram.types.passport_element_error_files.PassportElementErrorFiles* *ампубут*), 265
source (*aiogram.types.passport_element_error_front_side.PassportElementErrorFrontSide* *ампубут*), 266
source (*aiogram.types.passport_element_error_reverse_side.PassportElementErrorReverseSide* *ампубут*), 267
source (*aiogram.types.passport_element_error_selfie.PassportElementErrorSelfie* *ампубут*), 267
source (*aiogram.types.passport_element_error_translation_file.PassportElementErrorTranslationFile* *ампубут*), 268
source (*aiogram.types.passport_element_error_translation_files.PassportElementErrorTranslationFiles* *ампубут*), 269
source (*aiogram.types.passport_element_error_unspecified.PassportElementErrorUnspecified* *ампубут*), 270
SPOILER (*aiogram.enums.message_entity_type.MessageEntityType* *ампубут*), 452
Spoiler (*клас в aiogram.utils.formatting*), 557
start_date (*aiogram.types.video_chat_scheduled.VideoChatScheduled* *ампубут*), 207
start_param (*aiogram.utils.web_app.WebAppInitData* *ампубут*), 547
start_parameter (*aiogram.methods.send_invoice.SendInvoice* *ампубут*), 433
start_parameter (*aiogram.types.inline_query_results_button.InlineQueryResultsButton* *ампубут*), 250
start_parameter (*aiogram.types.invoice.Invoice* *ампубут*), 271
start_polling() (*aiogram.dispatcher.dispatcher.Dispatcher* *метод*), 467
state (*aiogram.fsm.scene.SceneConfig* *ампубут*), 518
state (*aiogram.types.shipping_address.ShippingAddress* *ампубут*), 273
STATIC (*aiogram.enums.sticker_format.StickerFormat* *ампубут*), 454
status (*aiogram.types.chat_member_administrator.ChatMemberAdministrator* *ампубут*), 85
status (*aiogram.types.chat_member_banned.ChatMemberBanned* *ампубут*), 87
status (*aiogram.types.chat_member_left.ChatMemberLeft* *ампубут*), 87
status (*aiogram.types.chat_member_member.ChatMemberMember* *ампубут*), 87
status (*aiogram.types.chat_member_owner.ChatMemberOwner* *ампубут*), 88
status (*aiogram.types.chat_member_restricted.ChatMemberRestricted* *ампубут*), 89
STICKER (*aiogram.enums.input_file_type.InputFileType* *ampubут*), 444
STICKER (*aiogram.types.inline_query_result_type.InlineQueryResultType* *ampubут*), 450
sticker (*aiogram.methods.add_sticker_to_set.AddStickerToSet* *ampubут*), 280
sticker (*aiogram.methods.delete_sticker_from_set.DeleteStickerFromSet* *ampubут*), 283
sticker (*aiogram.methods.send_sticker.SendSticker* *ampubут*), 286
sticker (*aiogram.methods.set_sticker_emoji_list.SetStickerEmojiList* *ampubут*), 289
sticker (*aiogram.methods.set_sticker_keywords.SetStickerKeywords* *ampubут*), 290
sticker (*aiogram.methods.set_sticker_mask_position.SetStickerMaskPosition* *ampubут*), 291
sticker (*aiogram.methods.set_sticker_position_in_set.SetStickerPositionInSet* *ampubут*), 292
sticker (*aiogram.methods.upload_sticker_file.UploadStickerFile* *ampubут*), 295
sticker (*aiogram.types.external_reply_info.ExternalReplyInfo* *ampubут*), 114
sticker (*aiogram.types.input_sticker.InputSticker* *ampubут*), 257
sticker (*aiogram.types.message.Message* *ampubут*), 141
Sticker (*клас в aiogram.types.sticker*), 258
sticker_file_id (*aiogram.types.inline_query_result_cached_sticker.InlineQueryResultCachedSticker* *ampubут*), 226
sticker_format (*aiogram.methods.create_new_sticker_set.CreateNewStickerSet* *ampubут*), 282
sticker_format (*aiogram.methods.upload_sticker_file.UploadStickerFile* *ampubут*), 296
sticker_set_name (*aiogram.methods.set_chat_sticker_set.SetChatStickerSet* *ampubут*), 389
sticker_set_name (*aiogram.types.chat.Chat* *ampubут*), 29
sticker_type (*aiogram.methods.create_new_sticker_set.CreateNewStickerSet* *ampubут*), 282
sticker_type (*aiogram.types.sticker_set.StickerSet* *ampubут*), 260
StickerFormat (*клас в aiogram.enums.sticker_format*), 454
stickers (*aiogram.methods.create_new_sticker_set.CreateNewStickerSet* *ampubут*), 282
stickers (*aiogram.types.sticker_set.StickerSet* *ampubут*), 260

StickerSet (*клас в aiogram.types.sticker_set*), 260
StickerType (*клас в aiogram.enums.sticker_type*), 454
stop_live_location() (*aiogram.types.message.Message метод*), 185
stop_polling() (*aiogram.dispatcher.dispatcher.Dispatcher метод*), 467
StopMessageLiveLocation (*клас в aiogram.methods.stop_message_live_location*), 416
StopPoll (*клас в aiogram.methods.stop_poll*), 418
STORY (*aiogram.enums.content_type.ContentType атрибут*), 444
story (*aiogram.types.external_reply_info.ExternalReplyInfo атрибут*), 114
story (*aiogram.types.message.Message атрибут*), 141
Story (*клас в aiogram.types.story*), 200
stream_content() (*aiogram.client.session.base.BaseSession метод*), 14
street_line1 (*aiogram.types.shipping_address.ShippingAddressogram.methods.answer_inline_query.AnswerInlineQuery атрибут*), 273
street_line2 (*aiogram.types.shipping_address.ShippingAddress атрибут*), 273
STRIKETHROUGH (*aiogram.enums.message_entity_type.MessageEntityType атрибут*), 452
Strikethrough (*клас в aiogram.utils.formatting*), 557
SUCCESSFUL_PAYMENT (*aiogram.enums.content_type.ContentType атрибут*), 445
successful_payment (*aiogram.types.message.Message атрибут*), 143
SuccessfulPayment (*клас в aiogram.types.successful_payment*), 275
suggested_tip_amounts (*aiogram.methods.create_invoice_link.CreateInvoiceLink атрибут*), 430
suggested_tip_amounts (*aiogram.methods.send_invoice.SendInvoice атрибут*), 433
suggested_tip_amounts (*aiogram.types.input_invoice_message_content.InputInvoiceMessageContent атрибут*), 253
SUPERGROUP (*aiogram.enums.chat_type.ChatType атрибут*), 443
SUPERGROUP_CHAT_CREATED (*aiogram.enums.content_type.ContentType атрибут*), 444
supergroup_chat_created (*aiogram.types.message.Message атрибут*), 142
supports_inline_queries (*aiogram.types.user.User атрибут*), 203
supports_streaming (*aiogram.methods.send_video.SendVideo атрибут*), 377
supports_streaming (*aiogram.types.input_media_video.InputMediaVideo атрибут*), 129
switch_inline_query (*aiogram.types.inline_keyboard_button.InlineKeyboardButton атрибут*), 122
switch_inline_query_chosen_chat (*aiogram.types.inline_keyboard_button.InlineKeyboardButton атрибут*), 122
switch_inline_query_current_chat (*aiogram.types.inline_keyboard_button.InlineKeyboardButton атрибут*), 122
switch_pm_parameter (*aiogram.methods.answer_inline_query.AnswerInlineQuery атрибут*), 420
switch_pm_text (*aiogram.methods.answer_inline_query.AnswerInlineQuery атрибут*), 420
SwitchInlineQueryChosenChat (*клас в aiogram.types.switch_inline_query_chosen_chat*), 201


## T


telegram_payment_charge_id (*aiogram.types.successful_payment.SsuccessfulPayment атрибут*), 275
TelegramAPIError, 525
TelegramAPIServer (*клас в aiogram.client.telegram*), 13
TelegramBadRequest, 525
TelegramConflictError, 525
TelegramEntityTooLarge, 525
TelegramForbiddenError, 525
TelegramMigrateToChat, 525
TelegramNetworkError, 525
TelegramNotFound, 525
TelegramRetryAfter, 525
TelegramServerError, 525
TelegramUnauthorizedError, 525
TEMPORARY_REGISTRATION (*aiogram.enums.encrypted_passport_element.EncryptedPasspo атрибут*), 449
TEXT (*aiogram.enums.content_type.ContentType атрибут*), 444
text (*aiogram.filters.command.CommandObject property*), 471

text (*aiogram.methods.answer_callback_query.AnswerCallbackQuery атрибут*), 297
text (*aiogram.methods.edit_message_text.EditMessageText атрибут*), 415
text (*aiogram.methods.send_message.SendMessage атрибут*), 366
text (*aiogram.types.game.Game атрибут*), 279
text (*aiogram.types.inline_keyboard_button.InlineKeyboardButton атрибут*), 121
text (*aiogram.types.inline_query_results_button.InlineQueryResultsButton атрибут*), 250
text (*aiogram.types.keyboard_button.KeyboardButton атрибут*), 129
text (*aiogram.types.menu_button.MenuButton атрибут*), 136
text (*aiogram.types.menu_button_web_app.MenuButtonWebApp атрибут*), 137
text (*aiogram.types.message.Message атрибут*), 141
text (*aiogram.types.poll_option.PollOption атрибут*), 195
text (*aiogram.types.text_quote.TextQuote атрибут*), 202
text (*aiogram.utils.callback_answer.CallbackAnswer property*), 551
Text (*клас в aiogram.utils.formatting*), 555
text_entities (*aiogram.types.game.Game атрибут*), 279
TEXT_LINK (*aiogram.enums.message_entity_type.MessageEntityType атрибут*), 452
TEXT_MENTION (*aiogram.enums.message_entity_type.MessageEntityType атрибут*), 452
TextLink (*клас в aiogram.utils.formatting*), 558
TextMention (*клас в aiogram.utils.formatting*), 558
TextQuote (*клас в aiogram.types.text_quote*), 202
THB (*aiogram.enums.currency.Currency атрибут*), 448
thumbnail (*aiogram.methods.send_animation.SendAnimation атрибут*), 349
thumbnail (*aiogram.methods.send_audio.SendAudio атрибут*), 352
thumbnail (*aiogram.methods.send_document.SendDocument атрибут*), 359
thumbnail (*aiogram.methods.send_video.SendVideo атрибут*), 377
thumbnail (*aiogram.methods.send_video_note.SendVideoNote атрибут*), 379
thumbnail (*aiogram.methods.set_sticker_set_thumbnail.SetStickerSetThumbnail атрибут*), 293
thumbnail (*aiogram.types.animation.Animation атрибут*), 18
thumbnail (*aiogram.types.audio.Audio атрибут*), 19
thumbnail (*aiogram.types.document.Document атрибут*), 112
thumbnail (*aiogram.types.input_media_animation.InputMediaAnima атрибут*), 124
thumbnail (*aiogram.types.input_media_audio.InputMediaAudio атрибут*), 125
thumbnail (*aiogram.types.input_media_document.InputMediaDocum атрибут*), 126
thumbnail (*aiogram.types.input_media_video.InputMediaVideo атрибут*), 128
thumbnail (*aiogram.types.sticker.Sticker атрибут*), 259
thumbnail (*aiogram.types.sticker_set.StickerSet атрибут*), 260
thumbnail (*aiogram.types.video.Video атрибут*), 206
thumbnail (*aiogram.types.video_note.VideoNote атрибут*), 208
thumbnail_height (*aiogram.types.inline_query_result_article.InlineQueryResultA атрибут*), 214
thumbnail_height (*aiogram.types.inline_query_result_contact.InlineQueryResult атрибут*), 233
thumbnail_height (*aiogram.types.inline_query_result_document.InlineQueryRes атрибут*), 235
thumbnail_height (*aiogram.types.inline_query_result_location.InlineQueryResul атрибут*), 240
thumbnail_height (*aiogram.types.inline_query_result_venue.InlineQueryResultV атрибут*), 246
thumbnail_mime_type (*aiogram.types.inline_query_result_gif.InlineQueryResultGif атрибут*), 238
thumbnail_mime_type (*aiogram.types.inline_query_result_mpeg4_gif.InlineQueryRes атрибут*), 242
thumbnail_url (*aiogram.types.inline_query_result_article.InlineQue атрибут*), 214
thumbnail_url (*aiogram.types.inline_query_result_contact.InlineQu атрибут*), 233
thumbnail_url (*aiogram.types.inline_query_result_document.Inline атрибут*), 235
thumbnail_url (*aiogram.types.inline_query_result_gif.InlineQueryR атрибут*), 237
thumbnail_url (*aiogram.types.inline_query_result_location.InlineQ атрибут*), 240
thumbnail_url (*aiogram.types.inline_query_result_mpeg4_gif.Inline атрибут*), 242
thumbnail_url (*aiogram.types.inline_query_result_photo.InlineQue атрибут*), 243
thumbnail_url (*aiogram.types.inline_query_result_venue.InlineQue атрибут*), 246

thumbnail_url (*aiogram.types.inline_query_result_video.InlineQueryResultVideo* *ампубум*), 248
thumbnail_width (*aiogram.types.inline_query_result_article.InlineQueryResultArticle* *ампубум*), 214
thumbnail_width (*aiogram.types.inline_query_result_contact.InlineQueryResultContact* *ампубум*), 233
thumbnail_width (*aiogram.types.inline_query_result_document.InlineQueryResultDocument* *ампубум*), 235
thumbnail_width (*aiogram.types.inline_query_result_location.InlineQueryResultLocation* *ампубум*), 240
thumbnail_width (*aiogram.types.inline_query_result_venue.InlineQueryResultVenue* *ампубум*), 246
timeout (*aiogram.methods.get_updates.GetUpdates* *ампубум*), 437
title (*aiogram.methods.create_invoice_link.CreateInvoiceLink* *ампубум*), 430
title (*aiogram.methods.create_new_sticker_set.CreateNewStickerSet* *ампубум*), 281
title (*aiogram.methods.send_audio.SendAudio* *ампубум*), 352
title (*aiogram.methods.send_invoice.SendInvoice* *ампубум*), 433
title (*aiogram.methods.send_venue.SendVenue* *ампубум*), 374
title (*aiogram.methods.set_chat_title.SetChatTitle* *ампубум*), 390
title (*aiogram.methods.set_sticker_set_title.SetStickerSetTitle* *ампубум*), 295
title (*aiogram.types.audio.Audio* *ампубум*), 19
title (*aiogram.types.chat.Chat* *ампубум*), 26
title (*aiogram.types.game.Game* *ампубум*), 279
title (*aiogram.types.inline_query_result_article.InlineQueryResultArticle* *ампубум*), 213
title (*aiogram.types.inline_query_result_audio.InlineQueryResultAudio* *ампубум*), 215
title (*aiogram.types.inline_query_result_cached_document.InlineQueryResultCachedDocument* *ампубум*), 219
title (*aiogram.types.inline_query_result_cached_gif.InlineQueryResultCachedGif* *ампубум*), 221
title (*aiogram.types.inline_query_result_cached_mpeg4_gif.InlineQueryResultCachedMpeg4Gif* *ампубум*), 223
title (*aiogram.types.inline_query_result_cached_photo.InlineQueryResultCachedPhoto* *ампубум*), 225
title (*aiogram.types.inline_query_result_cached_video.InlineQueryResultCachedVideo* *ампубум*), 229
title (*aiogram.types.inline_query_result_cached_voice.InlineQueryResultCachedVoice* *ампубум*), 231
title (*aiogram.types.inline_query_result_document.InlineQueryResultDocument* *ампубум*), 235
title (*aiogram.types.inline_query_result_gif.InlineQueryResultGif* *ампубум*), 238
title (*aiogram.types.inline_query_result_location.InlineQueryResultLocation* *ампубум*), 240
title (*aiogram.types.inline_query_result_mpeg4_gif.InlineQueryResultMpeg4Gif* *ампубум*), 242
title (*aiogram.types.inline_query_result_photo.InlineQueryResultPhoto* *ампубум*), 244
title (*aiogram.types.inline_query_result_venue.InlineQueryResultVenue* *ампубум*), 245
title (*aiogram.types.inline_query_result_video.InlineQueryResultVideo* *ампубум*), 248
title (*aiogram.types.inline_query_result_voice.InlineQueryResultVoice* *ампубум*), 249
title (*aiogram.types.input_invoice_message_content.InputInvoiceMessageContent* *ампубум*), 253
title (*aiogram.types.input_media_audio.InputMediaAudio* *ампубум*), 126
title (*aiogram.types.input_venue_message_content.InputVenueMessageContent* *ампубум*), 256
title (*aiogram.types.invoice.Invoice* *ампубум*), 271
title (*aiogram.types.shipping_option.ShippingOption* *ампубум*), 274
title (*aiogram.types.sticker_set.StickerSet* *ампубум*), 260
title (*aiogram.types.venue.Venue* *ампубум*), 205
title (*aiogram.utils.web_app.WebAppChat* *ампубум*), 548
TJS (*aiogram.enums.currency.Currency* *ампубум*), 448
TokenBasedRequestHandler (*клас в aiogram.webhook.aiohttp_server*), 486
TopicIconColor (*клас в aiogram.enums.topic_icon_color*), 455
total_amount (*aiogram.types.invoice.Invoice* *ампубум*), 271
total_amount (*aiogram.types.pre_checkout_query.PreCheckoutQuery* *ампубум*), 272
total_amount (*aiogram.types.successful_payment.SuccessfulPayment* *ампубум*), 275
total_count (*aiogram.types.reaction_count.ReactionCount* *ампубум*), 196
total_count (*aiogram.types.user_profile_photos.UserProfilePhotos* *ампубум*), 204
total_voter_count (*aiogram.types.poll.Poll* *ампубум*), 194
transcription (*aiogram.types.encrypted_passport_element.EncryptedPassportElement* *ампубум*), 262
TRANSLATION_FILE (*aiogram.enums.passport_element_error_type.PassportElementErrorType* *ампубум*), 453
TRANSLATION_FILES (*aiogram.enums.passport_element_error_type.PassportElementErrorType* *ампубум*), 453

traveler (*aiogram.types.proximity_alert_triggered.ProximityAlertTriggered ампубут*), 196
TRY (*aiogram.enums.currency.Currency ампубут*), 448
TTD (*aiogram.enums.currency.Currency ампубут*), 448
TWD (*aiogram.enums.currency.Currency ампубут*), 448
type (*aiogram.methods.send_poll.SendPoll ампубут*), 371
type (*aiogram.types.bot_command_scope_all_chat_administrators.BotCommandScopeAllChatAdministrators ампубут*), 20
type (*aiogram.types.bot_command_scope_all_group_chats.BotCommandScopeAllGroupChats ампубут*), 21
type (*aiogram.types.bot_command_scope_all_private_chats.BotCommandScopeAllPrivateChats ампубут*), 21
type (*aiogram.types.bot_command_scope_chat.BotCommandScopeChat ампубут*), 22
type (*aiogram.types.bot_command_scope_chat_administrators.BotCommandScopeChatAdministrators ампубут*), 22
type (*aiogram.types.bot_command_scope_chat_member.BotCommandScopeChatMember ампубут*), 23
type (*aiogram.types.bot_command_scope_default.BotCommandScopeDefault ампубут*), 23
type (*aiogram.types.chat.Chat ампубут*), 26
type (*aiogram.types.encrypted_passport_element.EncryptedPassportElement ампубут*), 261
type (*aiogram.types.inline_query_result_article.InlineQueryResultArticle ампубут*), 213
type (*aiogram.types.inline_query_result_audio.InlineQueryResultAudio ампубут*), 215
type (*aiogram.types.inline_query_result_cached_audio.InlineQueryResultCachedAudio ампубут*), 216
type (*aiogram.types.inline_query_result_cached_document.InlineQueryResultCachedDocument ампубут*), 219
type (*aiogram.types.inline_query_result_cached_gif.InlineQueryResultCachedGif ампубут*), 220
type (*aiogram.types.inline_query_result_cached_mpeg4_gif.InlineQueryResultCachedMpeg4Gif ампубут*), 223
type (*aiogram.types.inline_query_result_cached_photo.InlineQueryResultCachedPhoto ампубут*), 225
type (*aiogram.types.inline_query_result_cached_sticker.InlineQueryResultCachedSticker ампубут*), 226
type (*aiogram.types.inline_query_result_cached_video.InlineQueryResultCachedVideo ампубут*), 229
type (*aiogram.types.inline_query_result_cached_voice.InlineQueryResultCachedVoice ампубут*), 230
type (*aiogram.types.inline_query_result_contact.InlineQueryResultContact ампубут*), 232
type (*aiogram.types.inline_query_result_document.InlineQueryResultDocument ампубут*), 234
type (*aiogram.types.inline_query_result_game.InlineQueryResultGame ампубут*), 236
type (*aiogram.types.inline_query_result_gif.InlineQueryResultGif ампубут*), 237
type (*aiogram.types.inline_query_result_location.InlineQueryResultLocation ампубут*), 239
type (*aiogram.types.inline_query_result_mpeg4_gif.InlineQueryResultMpeg4Gif ампубут*), 242
type (*aiogram.types.inline_query_result_photo.InlineQueryResultPhoto ампубут*), 243
type (*aiogram.types.inline_query_result_venue.InlineQueryResultVenue ампубут*), 245
type (*aiogram.types.inline_query_result_video.InlineQueryResultVideo ампубут*), 247
type (*aiogram.types.inline_query_result_voice.InlineQueryResultVoice ампубут*), 249
type (*aiogram.types.input_media_animation.InputMediaAnimation ампубут*), 124
type (*aiogram.types.input_media_audio.InputMediaAudio ампубут*), 125
type (*aiogram.types.input_media_document.InputMediaDocument ампубут*), 126
type (*aiogram.types.input_media_photo.InputMediaPhoto ампубут*), 127
type (*aiogram.types.input_media_video.InputMediaVideo ампубут*), 128
type (*aiogram.types.keyboard_button_poll_type.KeyboardButtonPollType ампубут*), 130
type (*aiogram.types.menu_button.MenuButton ампубут*), 136
type (*aiogram.types.menu_button_commands.MenuButtonCommands ампубут*), 137
type (*aiogram.types.menu_button_default.MenuButtonDefault ампубут*), 137
type (*aiogram.types.menu_button_web_app.MenuButtonWebApp ампубут*), 137
type (*aiogram.types.message_entity.MessageEntity ампубут*), 188
type (*aiogram.types.message_origin_channel.MessageOriginChannel ампубут*), 190
type (*aiogram.types.message_origin_chat.MessageOriginChat ампубут*), 191
type (*aiogram.types.message_origin_hidden_user.MessageOriginHiddenUser ампубут*), 191
type (*aiogram.types.message_origin_user.MessageOriginUser ампубут*), 192
type (*aiogram.types.passport_element_error_data_field.PassportElementErrorDataField ампубут*), 264
type (*aiogram.types.passport_element_error_file.PassportElementErrorFile ампубут*), 265
type (*aiogram.types.passport_element_error_files.PassportElementErrorFiles ампубут*), 265
type (*aiogram.types.passport_element_error_front_side.PassportElementErrorFrontSide ампубут*), 266
type (*aiogram.types.passport_element_error_reverse_side.PassportElementErrorReverseSide ампубут*), 267
type (*aiogram.types.passport_element_error_selfie.PassportElementErrorSelfie

*атрибут*), 267
type (*aiogram.types.passport_element_error_translation_file.PassportElementErrorTranslationFile атрибут*), 268
type (*aiogram.types.passport_element_error_translation_files.PassportElementErrorTranslationFiles атрибут*), 269
type (*aiogram.types.passport_element_error_unspecified.PassportElementErrorUnspecified атрибут*), 270
type (*aiogram.types.poll.Poll атрибут*), 194
type (*aiogram.types.reaction_count.ReactionCount атрибут*), 196
type (*aiogram.types.reaction_type_custom_emoji.ReactionTypeCustomEmoji атрибут*), 197
type (*aiogram.types.reaction_type_emoji.ReactionTypeEmoji атрибут*), 197
type (*aiogram.types.sticker.Sticker атрибут*), 259
type (*aiogram.utils.web_app.WebAppChat атрибут*), 548
TYPING (*aiogram.enums.chat_action.ChatAction атрибут*), 442
typing() (*aiogram.utils.chat_action.ChatActionSender class method*), 543
TZS (*aiogram.enums.currency.Currency атрибут*), 448

## U

UAH (*aiogram.enums.currency.Currency атрибут*), 448
UGX (*aiogram.enums.currency.Currency атрибут*), 448
unban() (*aiogram.types.chat.Chat метод*), 38
unban_sender_chat() (*aiogram.types.chat.Chat метод*), 30
UnbanChatMember (*клас в aiogram.methods.unban_chat_member*), 398
UnbanChatSenderChat (*клас в aiogram.methods.unban_chat_sender_chat*), 399
unclaimed_prize_count (*aiogram.types.giveaway_completed.GiveawayCompleted атрибут*), 119
unclaimed_prize_count (*aiogram.types.giveaway_winners.GiveawayWinners атрибут*), 120
UNDERLINE (*aiogram.enums.message_entity_type.MessageEntityType атрибут*), 452
Underline (*клас в aiogram.utils.formatting*), 557
UnhideGeneralForumTopic (*клас в aiogram.methods.unhide_general_forum_topic*), 400
UNKNOWN (*aiogram.enums.content_type.ContentType атрибут*), 444
unpack() (*aiogram.filters.callback_data.CallbackData class method*), 478
unpin() (*aiogram.types.message.Message метод*), 185
unpin_all_general_forum_topic_messages() (*aiogram.types.chat.Chat метод*), 35
unpin_all_messages() (*aiogram.types.chat.Chat метод*), 35
unpin_message() (*aiogram.types.chat.Chat метод*), 35
UnpinAllChatMessages (*клас в aiogram.methods.unpin_all_chat_messages*), 401
UnpinAllForumTopicMessages (*клас в aiogram.methods.unpin_all_forum_topic_messages*), 402
UnpinAllGeneralForumTopicMessages (*клас в aiogram.methods.unpin_all_general_forum_topic_messages*), 403
UnpinChatMessage (*клас в aiogram.methods.unpin_chat_message*), 404
unrestrict_boost_count (*aiogram.types.chat.Chat атрибут*), 28
UNSPECIFIED (*aiogram.enums.passport_element_error_type.PassportElementErrorType атрибут*), 453
UnsupportedKeywordArgument, 525
until_date (*aiogram.methods.ban_chat_member.BanChatMember атрибут*), 299
until_date (*aiogram.methods.restrict_chat_member.RestrictChatMember атрибут*), 345
until_date (*aiogram.types.chat_member_banned.ChatMemberBanned атрибут*), 87
until_date (*aiogram.types.chat_member_restricted.ChatMemberRestricted атрибут*), 90
update (*aiogram.types.error_event.ErrorEvent атрибут*), 524
Update (*клас в aiogram.types.update*), 276
update_data() (*aiogram.fsm.scene.SceneWizard метод*), 520
update_data() (*aiogram.fsm.storage.base.BaseStorage метод*), 502
update_handler_flags() (*aiogram.filters.base.Filter метод*), 481
update_id (*aiogram.types.update.Update атрибут*), 276
UpdateEventFilter (*клас в aiogram.enums.update_type*), 455
UpdateTypeLookupError, 278
UPLOAD_DOCUMENT (*aiogram.enums.chat_action.ChatAction атрибут*), 442
upload_document() (*aiogram.utils.chat_action.ChatActionSender class method*), 543
UPLOAD_PHOTO (*aiogram.enums.chat_action.ChatAction*

*ампубут*), 442
upload_photo() (*aiogram.utils.chat_action.ChatActionSender class method*), 543
UPLOAD_VIDEO (*aiogram.enums.chat_action.ChatAction ампубут*), 442
upload_video() (*aiogram.utils.chat_action.ChatActionSender class method*), 543
UPLOAD_VIDEO_NOTE (*aiogram.enums.chat_action.ChatAction ампубут*), 442
upload_video_note() (*aiogram.utils.chat_action.ChatActionSender class method*), 543
UPLOAD_VOICE (*aiogram.enums.chat_action.ChatAction ампубут*), 442
upload_voice() (*aiogram.utils.chat_action.ChatActionSender class method*), 543
UploadStickerFile (*клас в aiogram.methods.upload_sticker_file*), 295
URL (*aiogram.enums.message_entity_type.MessageEntityType ампубут*), 452
url (*aiogram.methods.answer_callback_query.AnswerCallbackQuery ампубут*), 297
url (*aiogram.methods.set_webhook.SetWebhook ампубут*), 438
url (*aiogram.types.inline_keyboard_button.InlineKeyboardButton ампубут*), 121
url (*aiogram.types.inline_query_result_article.InlineQueryResultArticle ампубут*), 213
url (*aiogram.types.link_preview_options.LinkPreviewOptions ампубут*), 134
url (*aiogram.types.login_url.LoginUrl ампубут*), 135
url (*aiogram.types.message_entity.MessageEntity ампубут*), 189
url (*aiogram.types.user.User property*), 203
url (*aiogram.types.web_app_info.WebAppInfo ампубут*), 209
url (*aiogram.types.webhook_info.WebhookInfo ампубут*), 278
url (*aiogram.utils.callback_answer.CallbackAnswer property*), 552
Url (*клас в aiogram.utils.formatting*), 556
URLInputFile (*клас в aiogram.types.input_file*), 123, 459
USD (*aiogram.enums.currency.Currency ампубут*), 448
use_independent_chat_permissions (*aiogram.methods.restrict_chat_member.RestrictChatMember ампубут*), 345
use_independent_chat_permissions (*aiogram.methods.set_chat_permissions.SetChatPermissions ампубут*), 387
USER (*aiogram.enums.message_origin_type.MessageOriginType ампубут*), 452
user (*aiogram.types.chat_boost_source_gift_code.ChatBoostSourceG ампубут*), 44
user (*aiogram.types.chat_boost_source_giveaway.ChatBoostSourceG ампубут*), 44
user (*aiogram.types.chat_boost_source_premium.ChatBoostSourcePr ампубут*), 45
user (*aiogram.types.chat_member_administrator.ChatMemberAdmin ампубут*), 85
user (*aiogram.types.chat_member_banned.ChatMemberBanned ампубут*), 87
user (*aiogram.types.chat_member_left.ChatMemberLeft ампубут*), 87
user (*aiogram.types.chat_member_member.ChatMemberMember ампубут*), 88
user (*aiogram.types.chat_member_owner.ChatMemberOwner ампубут*), 88
user (*aiogram.types.chat_member_restricted.ChatMemberRestricted ампубут*), 89
user (*aiogram.types.game_high_score.GameHighScore ампубут*), 280
user (*aiogram.types.message_entity.MessageEntity ампубут*), 189
user (*aiogram.types.message_reaction_updated.MessageReactionUpd ампубут*), 193
user (*aiogram.types.poll_answer.PollAnswer ампубут*), 195
user (*aiogram.utils.web_app.WebAppInitData ампубут*), 546
User (*клас в aiogram.types.user*), 202
user_administrator_rights (*aiogram.types.keyboard_button_request_chat.KeyboardButton ампубут*), 131
user_chat_id (*aiogram.types.chat_join_request.ChatJoinRequest ампубут*), 46
user_id (*aiogram.methods.add_sticker_to_set.AddStickerToSet ампубут*), 280
user_id (*aiogram.methods.approve_chat_join_request.ApproveChat ампубут*), 298
user_id (*aiogram.methods.ban_chat_member.BanChatMember ампубут*), 299
user_id (*aiogram.methods.create_new_sticker_set.CreateNewStickerS ампубут*), 281
user_id (*aiogram.methods.decline_chat_join_request.DeclineChatJo ампубут*), 311
user_id (*aiogram.methods.get_chat_member.GetChatMember ампубут*), 325
user_id (*aiogram.methods.get_game_high_scores.GetGameHighScor ампубут*), 423
user_id (*aiogram.methods.get_user_chat_boosts.GetUserChatBoosts ампубут*), 335

user_id (aiogram.methods.get_user_profile_photos.GetUserProfilePhotos ампубут), 335
user_id (aiogram.methods.promote_chat_member.PromoteChatMember ампубут), 341
user_id (aiogram.methods.restrict_chat_member.RestrictChatMember ампубут), 345
user_id (aiogram.methods.set_chat_administrator_custom_title.SetChatAdministratorCustomTitle ампубут), 384
user_id (aiogram.methods.set_game_score.SetGameScore ампубут), 426
user_id (aiogram.methods.set_passport_data_errors.SetPassportDataErrors ампубут), 440
user_id (aiogram.methods.set_sticker_set_thumbnail.SetStickerSetThumbnail ампубут), 293
user_id (aiogram.methods.unban_chat_member.UnbanChatMember ампубут), 398
user_id (aiogram.methods.upload_sticker_file.UploadStickerFile ампубут), 295
user_id (aiogram.types.bot_command_scope_chat_member.BotCommandScopeChatMember ампубут), 23
user_id (aiogram.types.contact.Contact ампубут), 111
user_id (aiogram.types.user_shared.UserShared ампубут), 204
user_ids (aiogram.types.users_shared.UsersShared ампубут), 205
user_is_bot (aiogram.types.keyboard_button_request_user.KeyboardButtonRequestUser ампубут), 132
user_is_bot (aiogram.types.keyboard_button_request_users.KeyboardButtonRequestUsers ампубут), 133
user_is_premium (aiogram.types.keyboard_button_request_user.KeyboardButtonRequestUser ампубут), 132
user_is_premium (aiogram.types.keyboard_button_request_users.KeyboardButtonRequestUsers ампубут), 133
USER_SHARED (aiogram.enums.content_type.ContentType ампубут), 445
user_shared (aiogram.types.message.Message ампубут), 145
UserChatBoosts (клас в aiogram.types.user_chat_boosts), 204
username (aiogram.types.chat.Chat ампубут), 27
username (aiogram.types.user.User ампубут), 202
username (aiogram.utils.web_app.WebAppChat ампубут), 548
username (aiogram.utils.web_app.WebAppUser ампубут), 547
UserProfilePhotos (клас в aiogram.types.user_profile_photos), 204
users (aiogram.types.video_chat_participants_invited.VideoChatParticipantsInvited ампубут), 207
USERS_SHARED (aiogram.enums.content_type.ContentType ампубут), 445
users_shared (aiogram.types.message.Message ампубут), 143
UserShared (клас в aiogram.types.user_shared), 204
UsersShared (клас в aiogram.types.users_shared), 205
UTILITY_BILL (aiogram.enums.encrypted_passport_element.EncryptedPassportElement ампубут), 449
UYU (aiogram.enums.currency.Currency ампубут), 448
UZS (aiogram.enums.currency.Currency ампубут), 448

V

value (aiogram.types.dice.Dice ампубут), 112
vcard (aiogram.methods.send_contact.SendContact ампубут), 355
vcard (aiogram.types.contact.Contact ампубут), 111
vcard (aiogram.types.inline_query_result_contact.InlineQueryResultContact ампубут), 232
vcard (aiogram.types.input_contact_message_content.InputContactMessageContent ампубут), 251
VENUE (aiogram.enums.content_type.ContentType ампубут), 444
VENUE (aiogram.enums.inline_query_result_type.InlineQueryResultType ампубут), 450
venue (aiogram.types.external_reply_info.ExternalReplyInfo ампубут), 115
venue (aiogram.types.message.Message ампубут), 142
Venue (клас в aiogram.types.venue), 205
via_bot (aiogram.types.message.Message ампубут), 140
via_chat_folder_invite_link (aiogram.types.chat_member_updated.ChatMemberUpdated ампубут), 91
VIDEO (aiogram.enums.content_type.ContentType ампубут), 444
VIDEO (aiogram.enums.inline_query_result_type.InlineQueryResultType ампубут), 450
VIDEO (aiogram.enums.input_media_type.InputMediaType ампубут), 450
VIDEO (aiogram.enums.sticker_format.StickerFormat ампубут), 454
video (aiogram.methods.send_video.SendVideo ампубут), 377
video (aiogram.types.external_reply_info.ExternalReplyInfo ампубут), 114
video (aiogram.types.message.Message ампубут), 141
Video (клас в aiogram.types.video), 206
VIDEO_CHAT_ENDED (aiogram.enums.content_type.ContentType ампубут), 445

video_chat_ended (*aiogram.types.message.Message атрибут*), 144
VIDEO_CHAT_PARTICIPANTS_INVITED (*aiogram.enums.content_type.ContentType атрибут*), 445
video_chat_participants_invited (*aiogram.types.message.Message атрибут*), 144
VIDEO_CHAT_SCHEDULED (*aiogram.enums.content_type.ContentType атрибут*), 445
video_chat_scheduled (*aiogram.types.message.Message атрибут*), 144
VIDEO_CHAT_STARTED (*aiogram.enums.content_type.ContentType атрибут*), 445
video_chat_started (*aiogram.types.message.Message атрибут*), 144
video_duration (*aiogram.types.inline_query_result_video.InlineQueryResultVideo атрибут*), 248
video_file_id (*aiogram.types.inline_query_result_cached_video.InlineQueryResultCachedVideo атрибут*), 229
video_height (*aiogram.types.inline_query_result_video.InlineQueryResultVideo атрибут*), 248
VIDEO_NOTE (*aiogram.enums.content_type.ContentType атрибут*), 444
video_note (*aiogram.methods.send_video_note.SendVideoNote атрибут*), 379
video_note (*aiogram.types.external_reply_info.ExternalReplyInfo атрибут*), 114
video_note (*aiogram.types.message.Message атрибут*), 141
video_url (*aiogram.types.inline_query_result_video.InlineQueryResultVideo атрибут*), 247
video_width (*aiogram.types.inline_query_result_video.InlineQueryResultVideo атрибут*), 248
VideoChatEnded (*клас в aiogram.types.video_chat_ended*), 206
VideoChatParticipantsInvited (*клас в aiogram.types.video_chat_participants_invited*), 207
VideoChatScheduled (*клас в aiogram.types.video_chat_scheduled*), 207
VideoChatStarted (*клас в aiogram.types.video_chat_started*), 207
VideoNote (*клас в aiogram.types.video_note*), 207
VIOLET (*aiogram.enums.topic_icon_color.TopicIconColor атрибут*), 455
VND (*aiogram.enums.currency.Currency атрибут*), 448
VOICE (*aiogram.enums.content_type.ContentType атрибут*), 444
VOICE (*aiogram.enums.inline_query_result_type.InlineQueryResultT атрибут*), 450
voice (*aiogram.methods.send_voice.SendVoice атрибут*), 382
voice (*aiogram.types.external_reply_info.ExternalReplyInfo атрибут*), 114
voice (*aiogram.types.message.Message атрибут*), 141
Voice (*клас в aiogram.types.voice*), 208
voice_duration (*aiogram.types.inline_query_result_voice.InlineQueryResultVo атрибут*), 250
voice_file_id (*aiogram.types.inline_query_result_cached_voice.In атрибут*), 231
voice_url (*aiogram.types.inline_query_result_voice.InlineQueryRes атрибут*), 249
voter_chat (*aiogram.types.poll_answer.PollAnswer атрибут*), 195
voter_count (*aiogram.types.poll_option.PollOption атрибут*), 195

## W

was_refunded (*aiogram.types.giveaway_winners.GiveawayWinners атрибут*), 120
watcher (*aiogram.types.proximity_alert_triggered.ProximityAlertTrig атрибут*), 196
WEB_APP (*aiogram.enums.menu_button_type.MenuButtonType атрибут*), 451
web_app (*aiogram.types.inline_keyboard_button.InlineKeyboardButto атрибут*), 121
web_app (*aiogram.types.inline_query_results_button.InlineQueryRes атрибут*), 250
web_app (*aiogram.types.keyboard_button.KeyboardButton атрибут*), 130
web_app (*aiogram.types.menu_button.MenuButton атрибут*), 136
web_app (*aiogram.types.menu_button_web_app.MenuButtonWebApp атрибут*), 138
WEB_APP_DATA (*aiogram.enums.content_type.ContentType атрибут*), 445
web_app_data (*aiogram.types.message.Message атрибут*), 144
web_app_name (*aiogram.types.write_access_allowed.WriteAccessAllow атрибут*), 209
web_app_query_id (*aiogram.methods.answer_web_app_query.AnswerWebAppQue атрибут*), 422
WebAppChat (*клас в aiogram.utils.web_app*), 548
WebAppData (*клас в aiogram.types.web_app_data*), 209
WebAppInfo (*клас в aiogram.types.web_app_info*), 209

WebAppInitData (*клас в aiogram.utils.web_app*), 546
WebAppUser (*клас в aiogram.utils.web_app*), 547
WebhookInfo (*клас в aiogram.types.webhook_info*), 278
width (*aiogram.methods.send_animation.SendAnimation атрибут*), 348
width (*aiogram.methods.send_video.SendVideo атрибут*), 377
width (*aiogram.types.animation.Animation атрибут*), 18
width (*aiogram.types.input_media_animation.InputMediaAnimation атрибут*), 125
width (*aiogram.types.input_media_video.InputMediaVideo атрибут*), 129
width (*aiogram.types.photo_size.PhotoSize атрибут*), 194
width (*aiogram.types.sticker.Sticker атрибут*), 259
width (*aiogram.types.video.Video атрибут*), 206
winner_count (*aiogram.types.giveaway.Giveaway атрибут*), 118
winner_count (*aiogram.types.giveaway_completed.GiveawayCompleted атрибут*), 119
winner_count (*aiogram.types.giveaway_winners.GiveawayWinners атрибут*), 120
winners (*aiogram.types.giveaway_winners.GiveawayWinners атрибут*), 120
winners_selection_date (*aiogram.types.giveaway.Giveaway атрибут*), 118
winners_selection_date (*aiogram.types.giveaway_winners.GiveawayWinners атрибут*), 120
wrap_local_file (*aiogram.client.telegram.TelegramAPIServer атрибут*), 14
WRITE_ACCESS_ALLOWED (*aiogram.enums.content_type.ContentType атрибут*), 445
write_access_allowed (*aiogram.types.message.Message атрибут*), 143
WriteAccessAllowed (*клас в aiogram.types.write_access_allowed*), 209

## X

x_shift (*aiogram.types.mask_position.MaskPosition атрибут*), 258

## Y

y_shift (*aiogram.types.mask_position.MaskPosition атрибут*), 258
YELLOW (*aiogram.enums.topic_icon_color.TopicIconColor атрибут*), 455
YER (*aiogram.enums.currency.Currency атрибут*), 448

## Z

ZAR (*aiogram.enums.currency.Currency атрибут*), 448